



US00D641429S

(12) **United States Design Patent**
Wilson et al.

(10) **Patent No.:** **US D641,429 S**
(45) **Date of Patent:** **** Jul. 12, 2011**

(54) **SCOOTER DECK**
(75) Inventors: **Stephen S. Wilson**, Las Vegas, NV (US);
Bart Wilson, Las Vegas, NV (US);
Bradley E. Wernli, Oceanside, CA (US)

(73) Assignee: **SBYKE USA LLC**, Las Vegas, NV (US)

(**) Term: **14 Years**

(21) Appl. No.: **29/375,782**

(22) Filed: **Sep. 27, 2010**

(51) **LOC (9) Cl.** **21-01**

(52) **U.S. Cl.** **D21/423**

(58) **Field of Classification Search** D21/419,
D21/421, 423, 426, 769, 760, 765, 771, 803;
D12/1, 8; 280/14.21, 14.25, 14.26, 87.041,
280/87.042, 87.05, 263, 288.1, 288.2, 288.4,
280/200, 214, 809; 180/180, 181

See application file for complete search history.

(56) **References Cited**

U.S. PATENT DOCUMENTS

322,504 A	7/1885	Thompson
329,556 A	11/1885	Hirt
329,557 A	11/1885	Hirt
638,963 A	12/1899	Ganswindt
865,441 A	9/1907	Slocum
1,599,223 A	9/1926	Epps
1,607,972 A	11/1926	Mangold
3,284,096 A	11/1966	Hansen et al.
3,652,101 A	3/1972	Pivonka
3,860,264 A	1/1975	Douglas et al.
3,891,225 A	6/1975	Sessa et al.
4,047,725 A	9/1977	Pinchock
4,103,921 A	8/1978	Brooks
4,198,072 A	4/1980	Hopkins
4,359,231 A	11/1982	Mulcahy
4,469,343 A	9/1984	Weatherford
4,624,469 A	11/1986	Bourne

4,657,272 A	4/1987	Davenport
D289,985 S	5/1987	Davenport
D295,428 S	4/1988	Cummings
D295,989 S	5/1988	Cummings
D300,756 S	4/1989	Cummings
4,863,182 A	9/1989	Chern
5,046,747 A	9/1991	Nielsen, Jr.
5,127,488 A	7/1992	Shanahan
5,620,189 A	4/1997	Hinderhofer

(Continued)

FOREIGN PATENT DOCUMENTS

DE 4424297 A1 1/1996

(Continued)

OTHER PUBLICATIONS

Triton, Triton Pro, Asa Products. Asa Products, Inc. Copyright 2004.
2 pages. <<http://www.asaproducts.com/PhotoGallery.asp?ProductCode=Tri%2D001+Red>>.

(Continued)

Primary Examiner — Cynthia M Chin

(74) *Attorney, Agent, or Firm* — Stetina Brunda Garred & Brucker

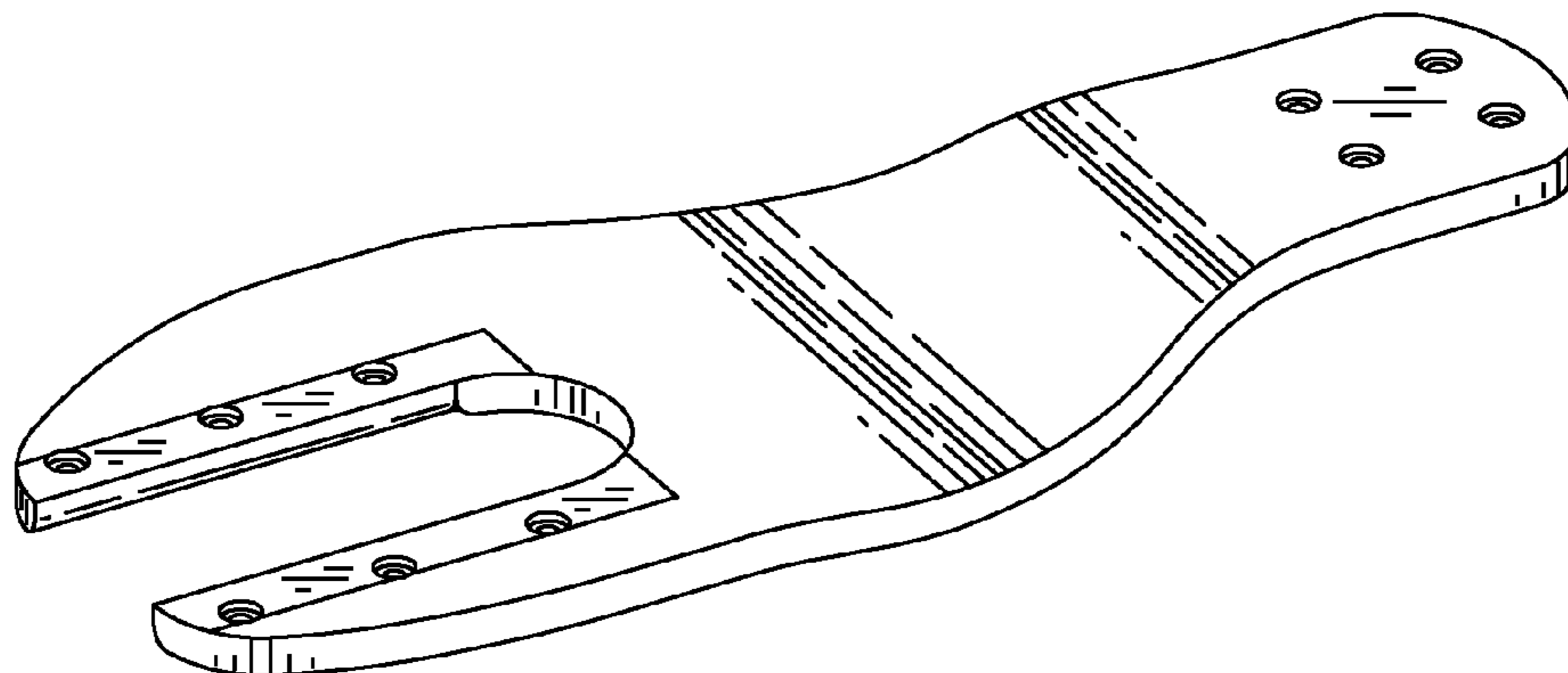
(57) **CLAIM**

The ornamental design for a scooter deck, as shown and described.

DESCRIPTION

FIG. 1 is a top perspective view of the scooter deck of the present invention showing our new design;
FIG. 2 is a top plan view thereof;
FIG. 3 is a side elevational view thereof;
FIG. 4 is a bottom plan view thereof;
FIG. 5 is a front end view thereof; and,
FIG. 6 is a rear end view thereof.

1 Claim, 1 Drawing Sheet



US D641,429 S

Page 2

U.S. PATENT DOCUMENTS

6,168,175 B1 * 1/2001 Lan 280/87.041
6,220,612 B1 4/2001 Beleski, Jr.
D444,184 S 6/2001 Kettler
6,250,656 B1 6/2001 Ibarra
6,315,304 B1 11/2001 Kirkland et al.
D459,761 S * 7/2002 Chen D21/423
6,467,781 B1 10/2002 Feng
6,499,751 B1 12/2002 Beleski, Jr.
6,523,837 B2 2/2003 Kirkland
D471,597 S * 3/2003 Chen D21/423
6,595,536 B1 7/2003 Tucker
6,739,606 B2 5/2004 Rappaport
D497,397 S * 10/2004 Sramek D21/423
7,007,957 B1 3/2006 Lee
7,044,491 B2 5/2006 Kettler et al.
7,192,038 B2 3/2007 Tsai
D556,838 S * 12/2007 Ming D21/423
7,540,517 B2 6/2009 Wernli
D603,463 S * 11/2009 Jessie, Jr. D21/423
2002/0017768 A1 * 2/2002 Nardone 280/87.041
2002/0167145 A1 * 11/2002 Lin 280/87.041

2004/0012166 A1 1/2004 Reginato
2005/0012289 A1 * 1/2005 Wang et al. 280/87.041
2005/0139406 A1 6/2005 McLeese
2006/0042844 A1 3/2006 Kirkpatrick
2006/0049595 A1 3/2006 Crigler et al.
2008/0217085 A1 9/2008 Wernli
2009/0066150 A1 3/2009 O'Rourke, Sr.

FOREIGN PATENT DOCUMENTS

FR 2859111 A1 3/2005
FR 2859166 A1 3/2005
JP 6254200 A 9/1994
JP 10211313 A 8/1998
JP 2006151032 A 6/2006

OTHER PUBLICATIONS

Wikipedia, "Caster Angle", http://en.wikipedia.org/wiki/Caster_angle; Oct. 10, 2009; 2 pages.
Mongoose Bikeboard; "Velocite Mongoose BikeBoard 24V"; http://bikeboardusa.com/velocite_Bike_Board_24V.asp; 2007; 2 pages.

* cited by examiner

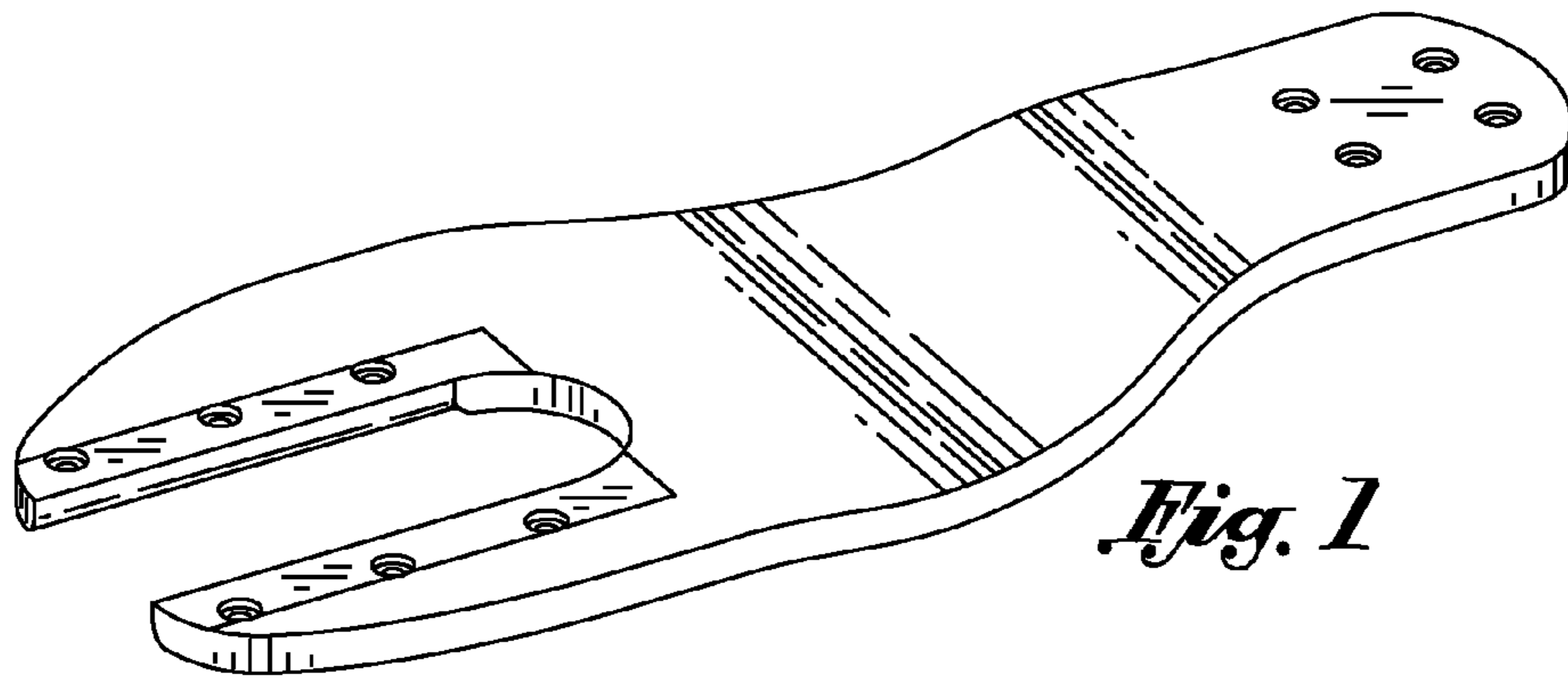


Fig. 1

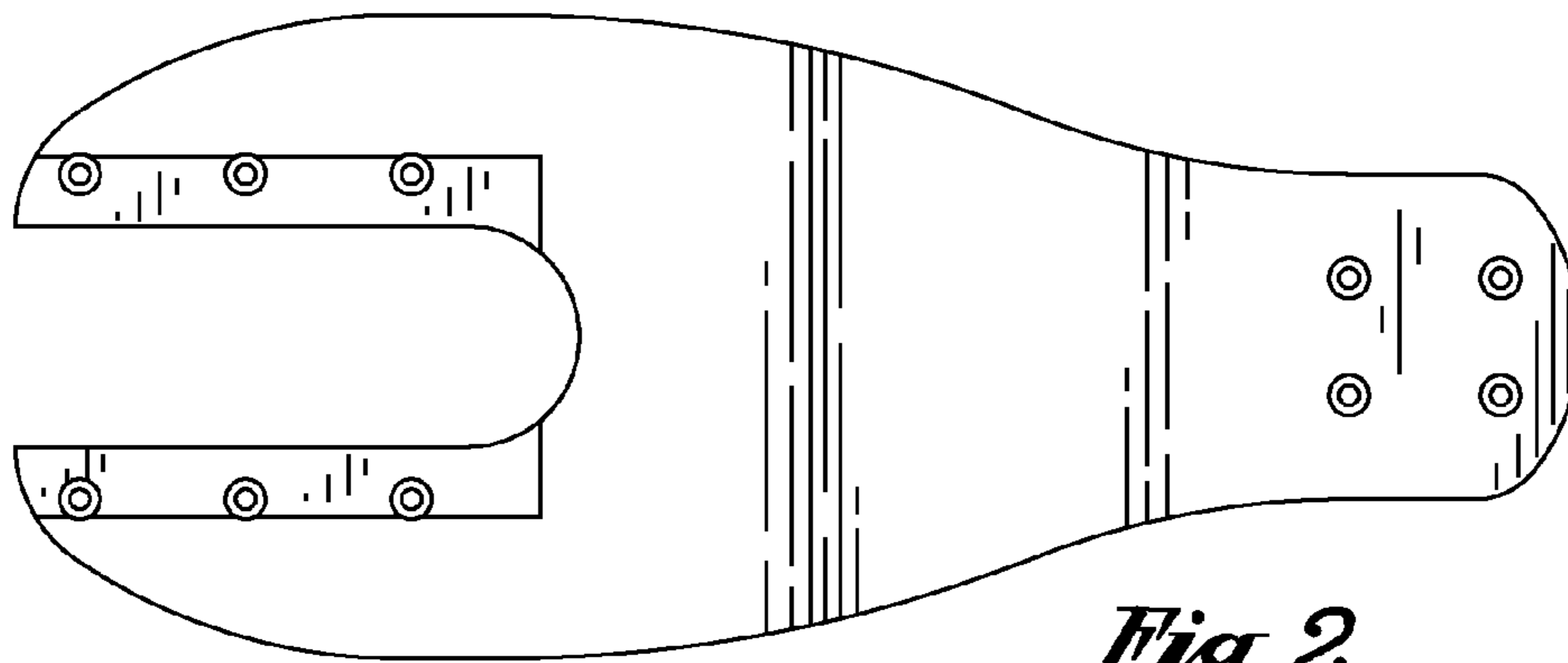


Fig. 2




Fig. 3

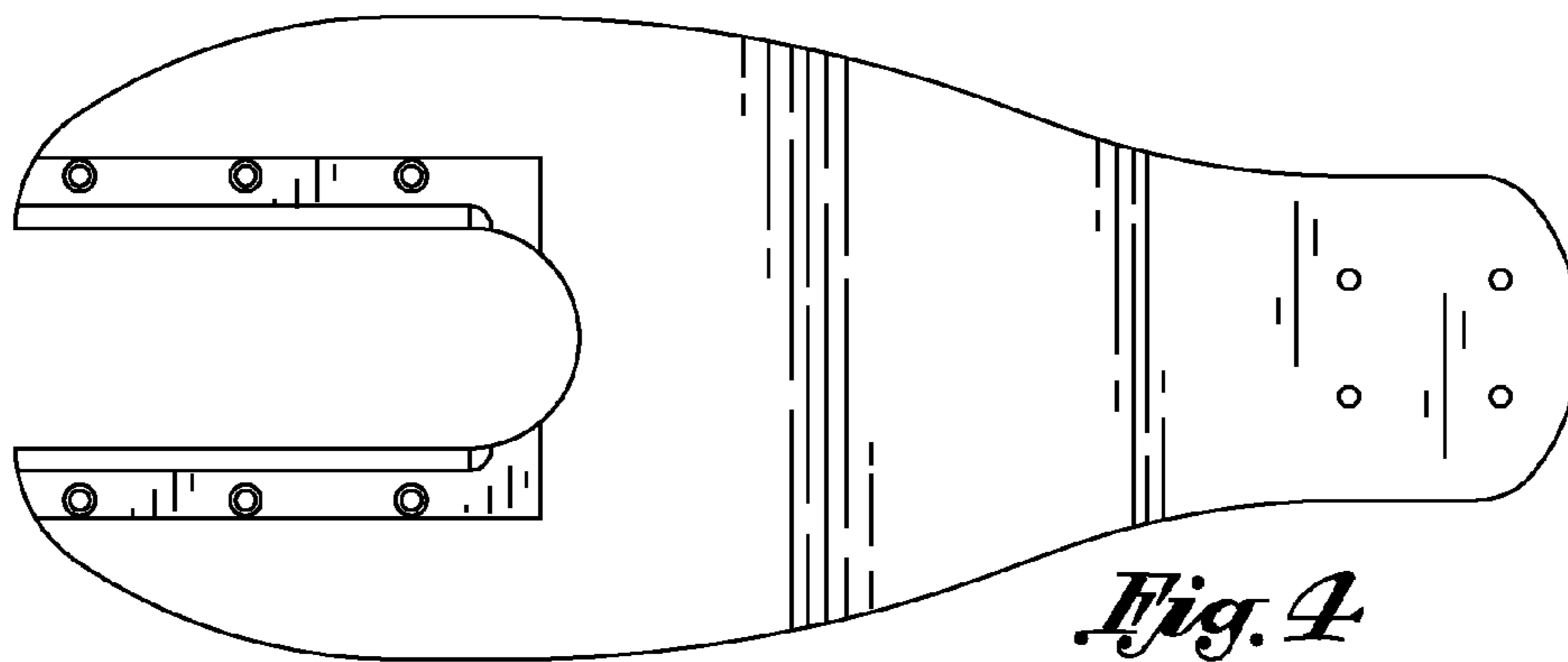


Fig. 4

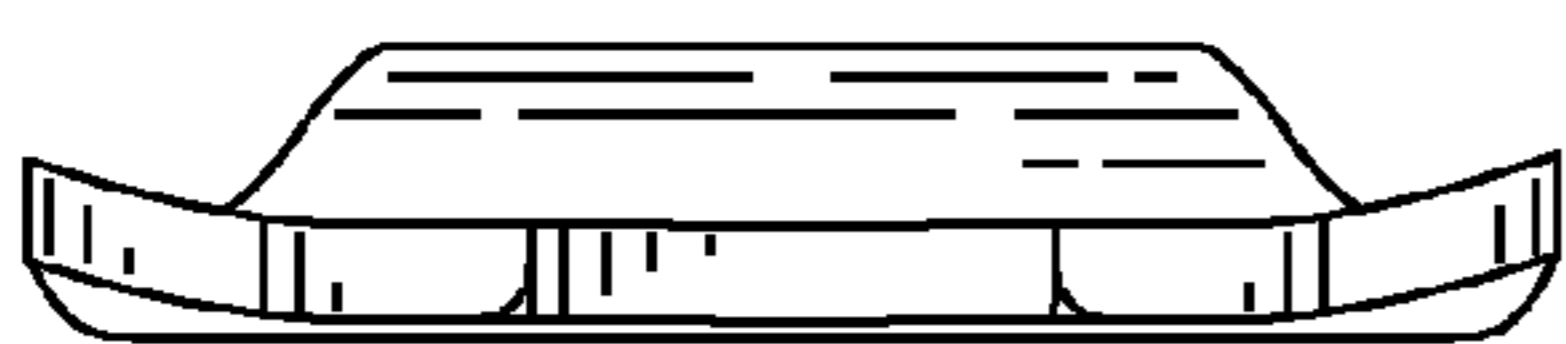


Fig. 5

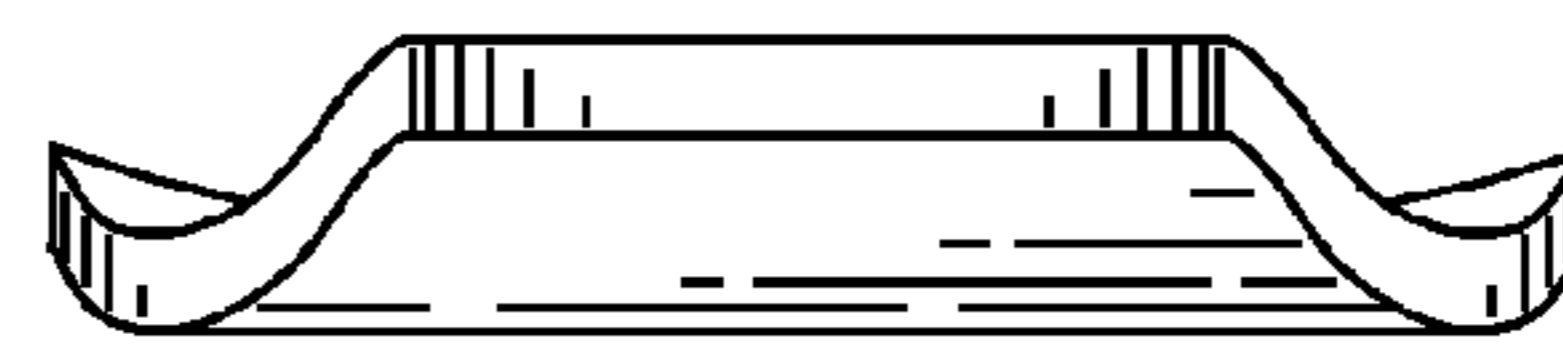


Fig. 6