



US00D641420S

(12) **United States Design Patent**  
**Zuesi-Kreuzer**

(10) **Patent No.:** **US D641,420 S**  
(45) **Date of Patent:** **\*\* Jul. 12, 2011**

(54) **LENTICULAR TAG WITH RFID**

(76) Inventor: **Maribeth Zuesi-Kreuzer**, Pittsburg, PA  
(US)

(\*\*) Term: **14 Years**

(21) Appl. No.: **29/380,512**

(22) Filed: **Dec. 7, 2010**

(51) **LOC (9) Cl.** ..... **19-08**

(52) **U.S. Cl.** ..... **D20/27; D10/106.9**

(58) **Field of Classification Search** ..... D20/10,  
D20/11, 19, 22-29, 39, 40, 42, 99; 40/5,  
40/124.01-124.09, 124.11-124.19, 124.191,  
40/299.01, 306, 316, 446, 453, 454, 625-629,  
40/649, 661, 661.01, 661.02, 661.08, 661.09,  
40/661.11, 662; D10/104, 106, 109; D28/4;  
283/56, 71, 76, 78, 81; 352/81; 389/619,  
389/625, 626; 362/812; 428/40.1; 434/365  
See application file for complete search history.

(56) **References Cited**

**U.S. PATENT DOCUMENTS**

D284,589	S *	7/1986	James	.....	D20/42
5,647,151	A *	7/1997	Fantone et al.	.....	40/454
5,924,870	A	7/1999	Brosh et al.		
6,256,149	B1 *	7/2001	Rolfe	.....	359/619

6,865,033	B2	3/2005	Lavery		
7,001,654	B2 *	2/2006	Kiraly et al.	.....	428/40.1
7,199,932	B2 *	4/2007	Sugiura	.....	359/625
D550,899	S *	9/2007	Yanagi	.....	D28/4
7,414,790	B2 *	8/2008	Raymond et al.	.....	359/626
7,578,083	B2 *	8/2009	Luinstra	.....	40/454
D601,203	S *	9/2009	Gonzalez	.....	D20/27
2004/0068902	A1 *	4/2004	Hadzic et al.	.....	40/316
2009/0056182	A1 *	3/2009	Hung et al.	.....	40/454
2010/0271597	A1 *	10/2010	Spodek et al.	.....	352/81
2011/0000110	A1 *	1/2011	Wang et al.	.....	40/299.01

\* cited by examiner

*Primary Examiner* — Mary Ann Calabrese

(74) *Attorney, Agent, or Firm* — Dale J. Ream

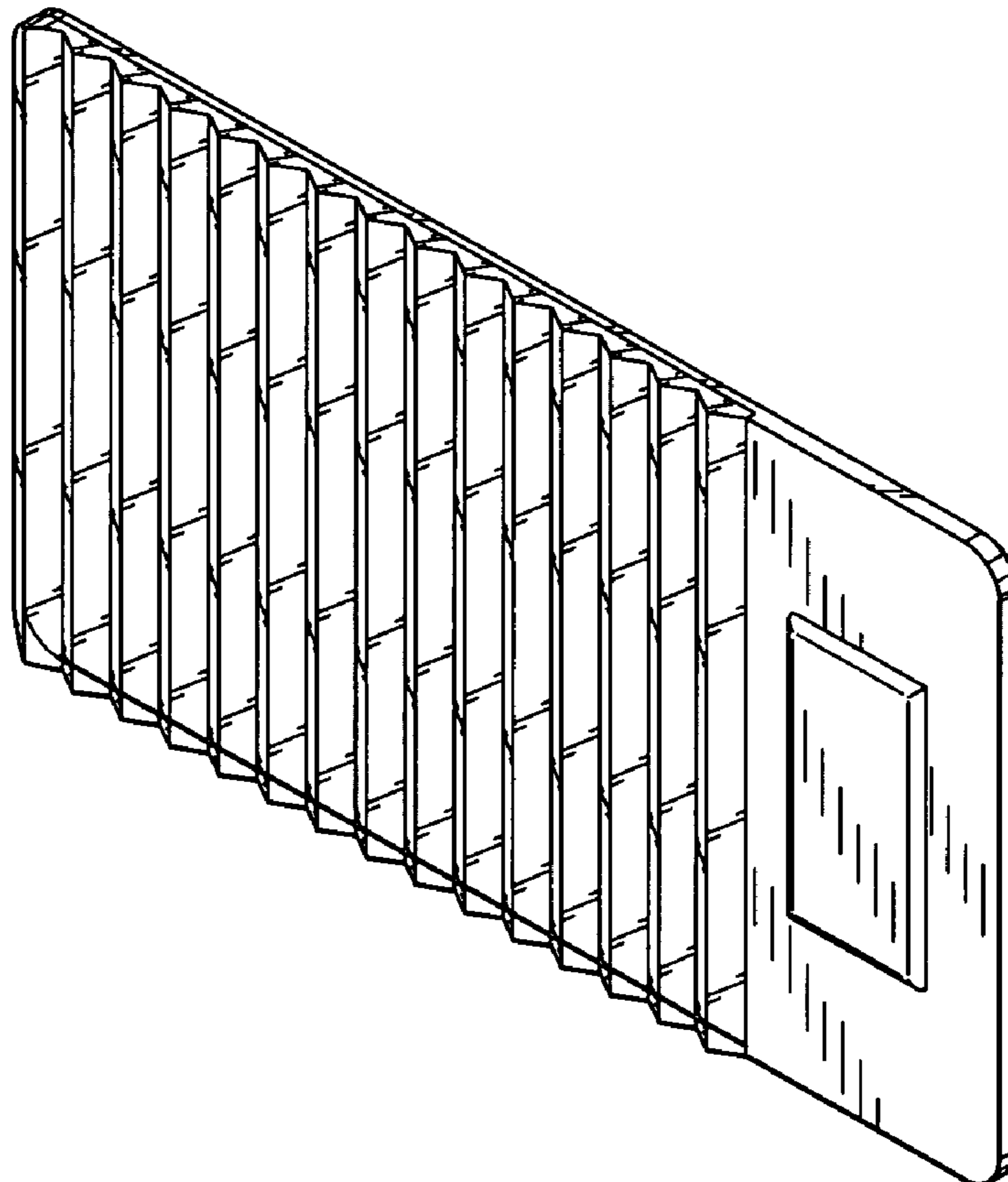
(57) **CLAIM**

The ornamental design for a lenticular tag with RFID, as shown and described.

**DESCRIPTION**

FIG. 1 is a perspective view of a lenticular tag with RFID showing my new design;  
FIG. 2 is a front view thereof;  
FIG. 3 is a back view thereof;  
FIG. 4 is a left side view thereof;  
FIG. 5 is a right side view thereof;  
FIG. 6 is a top view thereof; and,  
FIG. 7 is a bottom view thereof.

**1 Claim, 3 Drawing Sheets**



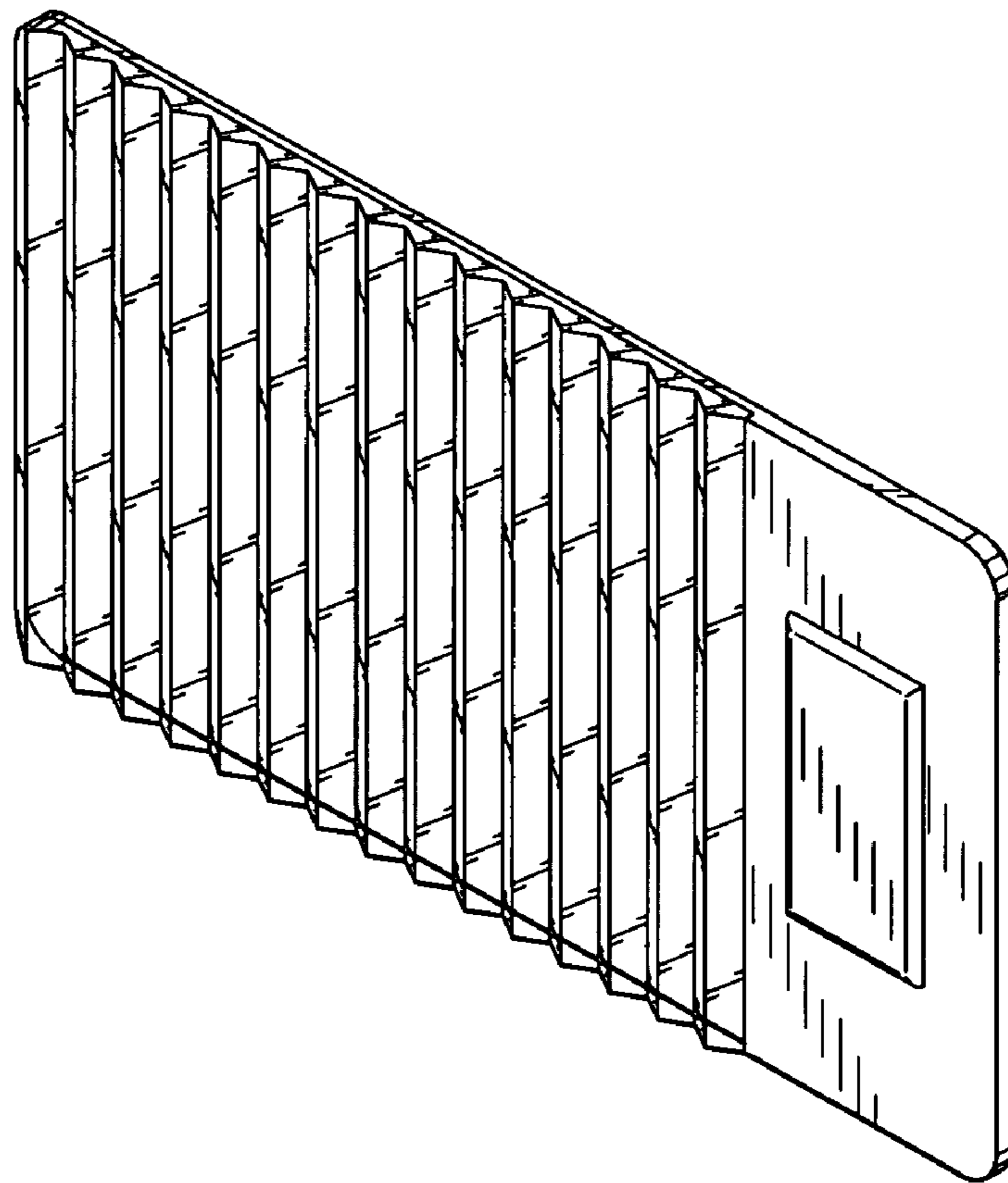


FIG. 1

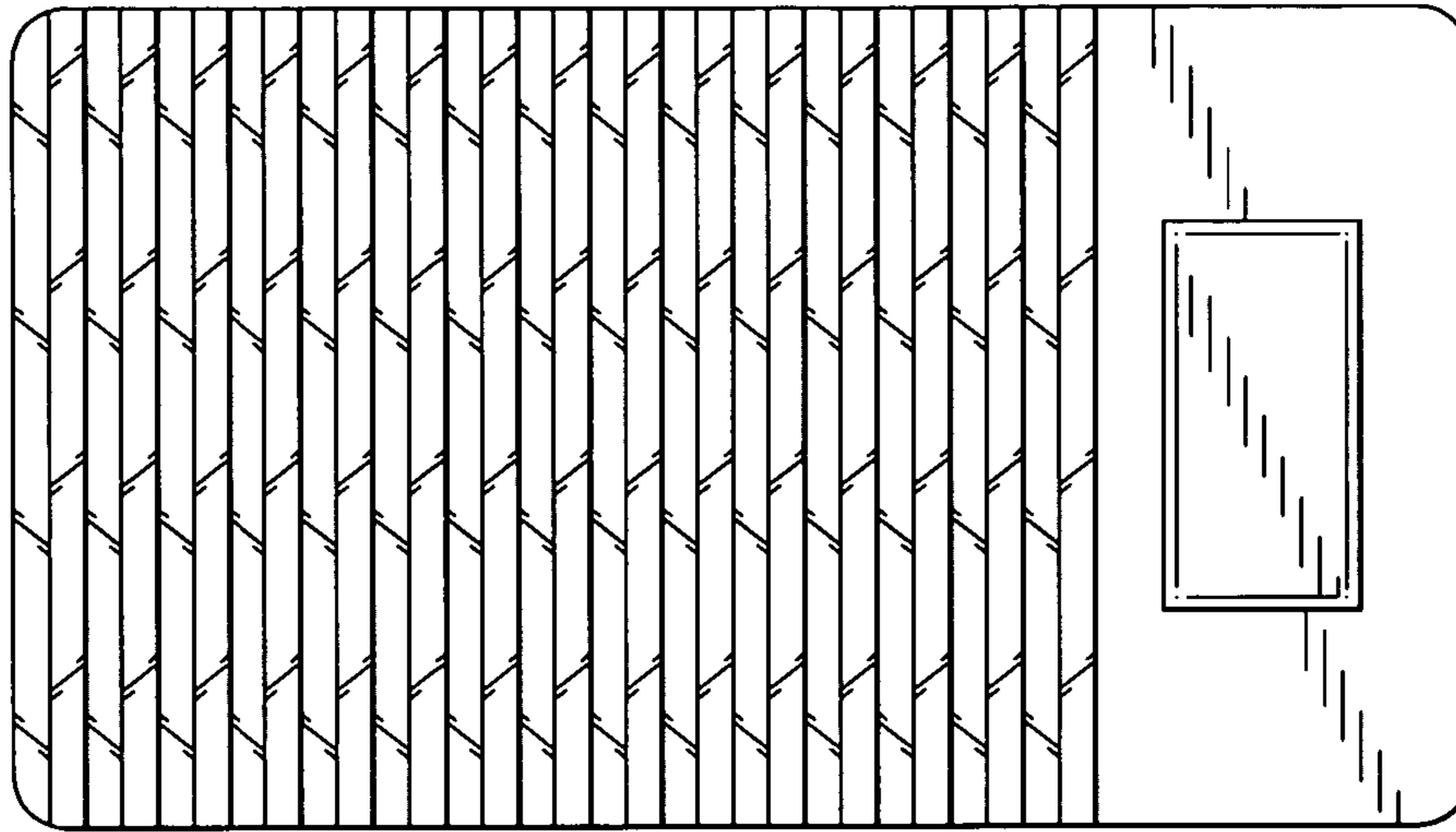


FIG. 2

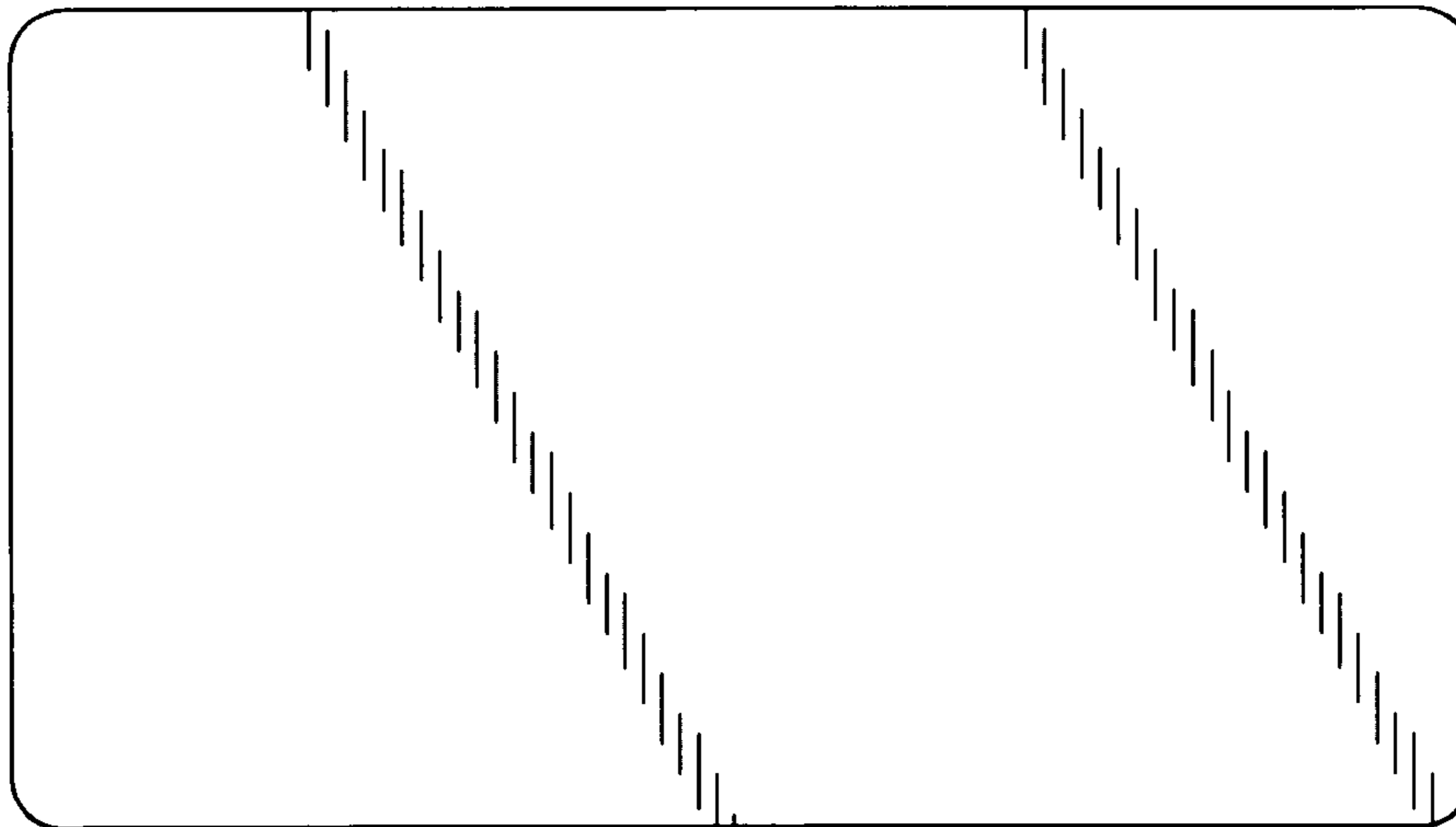


FIG. 3



FIG. 6



FIG. 7



FIG. 4



FIG. 5