



US00D641414S

(12) **United States Design Patent**
Guirlinger

(10) **Patent No.:** **US D641,414 S**

(45) **Date of Patent:** **** *Jul. 12, 2011**

(54) **WRITING UTENSIL HOLDER**

(76) Inventor: **Edward G. Guirlinger**, New Albany,
OH (US)

(*) Notice: This patent is subject to a terminal disclaimer.

(**) Term: **14 Years**

(21) Appl. No.: **29/378,189**

(22) Filed: **Nov. 1, 2010**

5,323,992 A	6/1994	Sifers et al.	
D359,309 S *	6/1995	Bracken	D19/83
D374,598 S *	10/1996	Bailey et al.	D8/330
D389,730 S *	1/1998	Nakamura	D8/395
5,718,023 A	2/1998	Billish	
5,820,095 A	10/1998	Stone	
D432,404 S *	10/2000	Garfinkle	D8/395
D445,134 S *	7/2001	Leeds	D19/84
6,543,615 B2	4/2003	Lake	
D486,523 S *	2/2004	Lederer et al.	D19/83
D517,913 S *	3/2006	Mouyos	D9/434
D533,715 S *	12/2006	Conway	D3/206
D571,648 S *	6/2008	Rieder	D8/395
D617,382 S	6/2010	Guirlinger	
2002/0027357 A1 *	3/2002	Lake	281/30

* cited by examiner

Related U.S. Application Data

(63) Continuation-in-part of application No. 12/692,816,
filed on Jan. 25, 2010.

Primary Examiner — Elizabeth Albert

(74) *Attorney, Agent, or Firm* — Lech Law, LLC; Robert R.
Lech

(51) **LOC (9) Cl.** **19-06**

(52) **U.S. Cl.** **D19/83**

(58) **Field of Classification Search** D3/206;
D8/396; D19/65, 77-85, 99, 100; 24/11 CC,
24/11 CT, 11 F, 11 P, 11 R, 3.7; 206/214,
206/224, 371, 486; 211/69.1-69.9

See application file for complete search history.

(57) **CLAIM**

What is claimed is the ornamental design for a writing utensil holder, as shown and described.

DESCRIPTION

FIG. 1 is a perspective view of a writing utensil holder;
FIG. 2 is a front elevational view of the writing utensil holder of FIG. 1;
FIG. 3 is a rear elevational view of the writing utensil holder of FIG. 1;
FIG. 4 is a left side elevational view of the writing utensil holder of FIG. 1;
FIG. 5 is a right side elevational view of the writing utensil holder of FIG. 1;
FIG. 6 is a top plan view of the writing utensil holder of FIG. 1; and,
FIG. 7 is a bottom plan view of the writing utensil holder of FIG. 1.

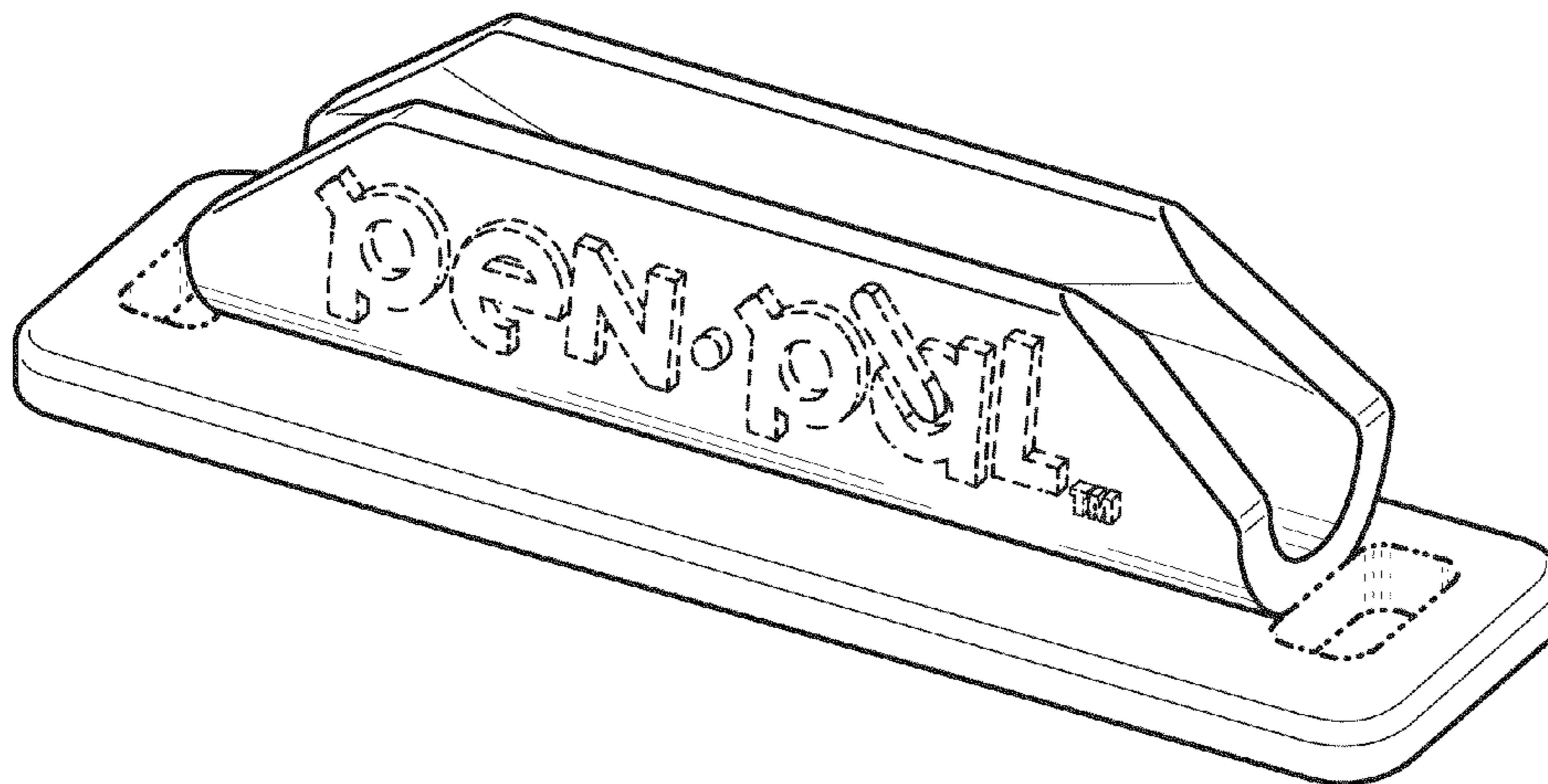
The broken lines showing raised indicia and openings at each end are included for the purpose of showing features on the writing utensil holder that form no part of the claimed design.

1 Claim, 3 Drawing Sheets

(56) **References Cited**

U.S. PATENT DOCUMENTS

328,473 A *	10/1885	Fitch	30/456
1,477,551 A *	12/1923	Addison	24/11 FE
2,219,596 A *	10/1940	Lundquist et al.	211/69.8
2,641,809 A	6/1953	Kimball	
D185,045 S *	4/1959	Slaton	D10/61
2,979,554 A *	4/1961	Maitland	174/138 G
3,106,994 A *	10/1963	Scott	403/231
3,159,372 A	12/1964	McIntosh	
3,564,668 A	2/1971	Kirk	
3,983,602 A	10/1976	Barry	
4,266,667 A *	5/1981	Ishigaki	206/469
4,882,816 A	11/1989	Murphy	
5,016,559 A *	5/1991	Larson et al.	116/234
D320,547 S *	10/1991	Georgopoulos	D8/396
5,072,686 A	12/1991	Falco	
5,140,723 A	8/1992	Genzel	



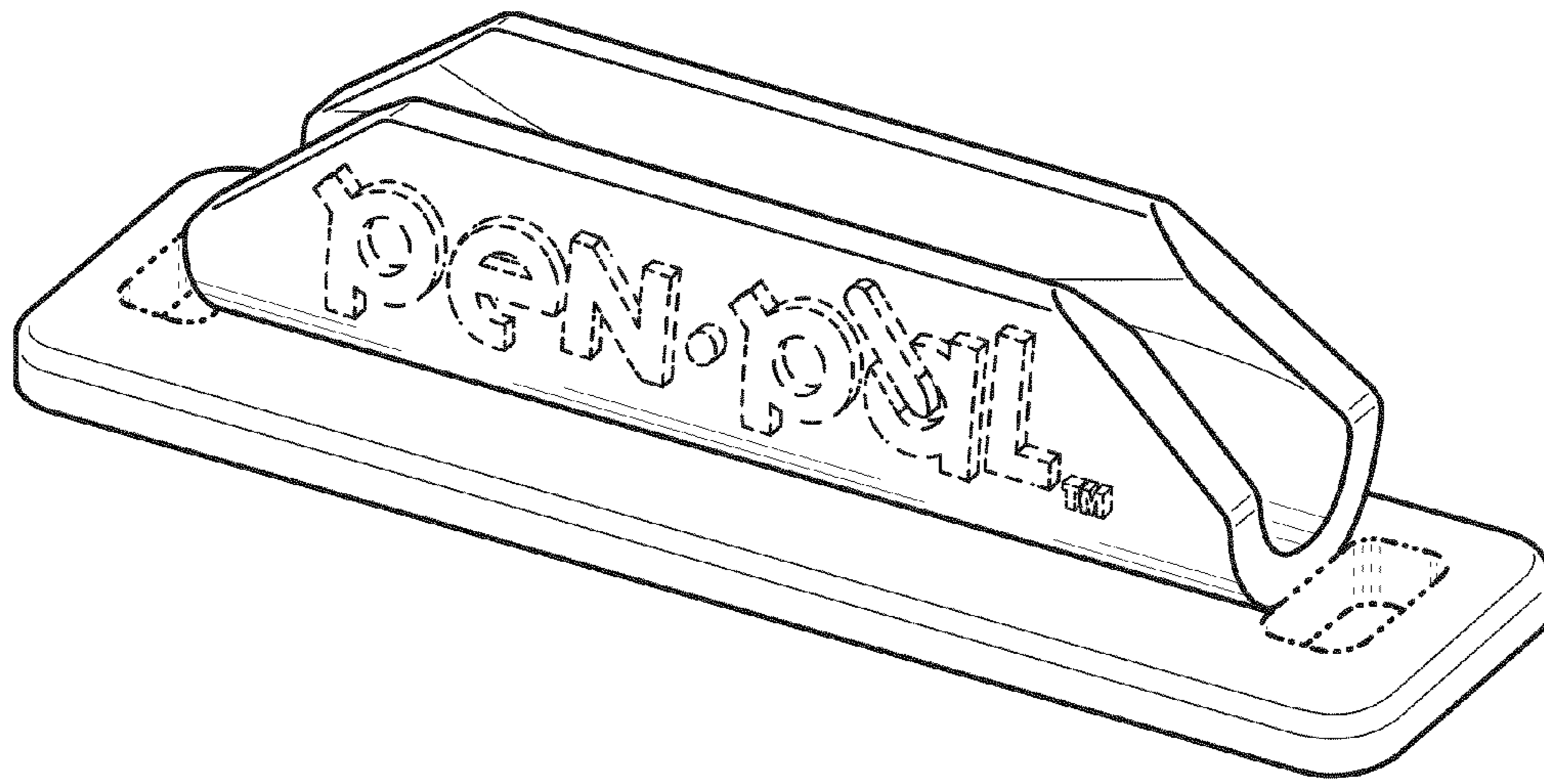


FIG. 1




FIG. 2




FIG. 3

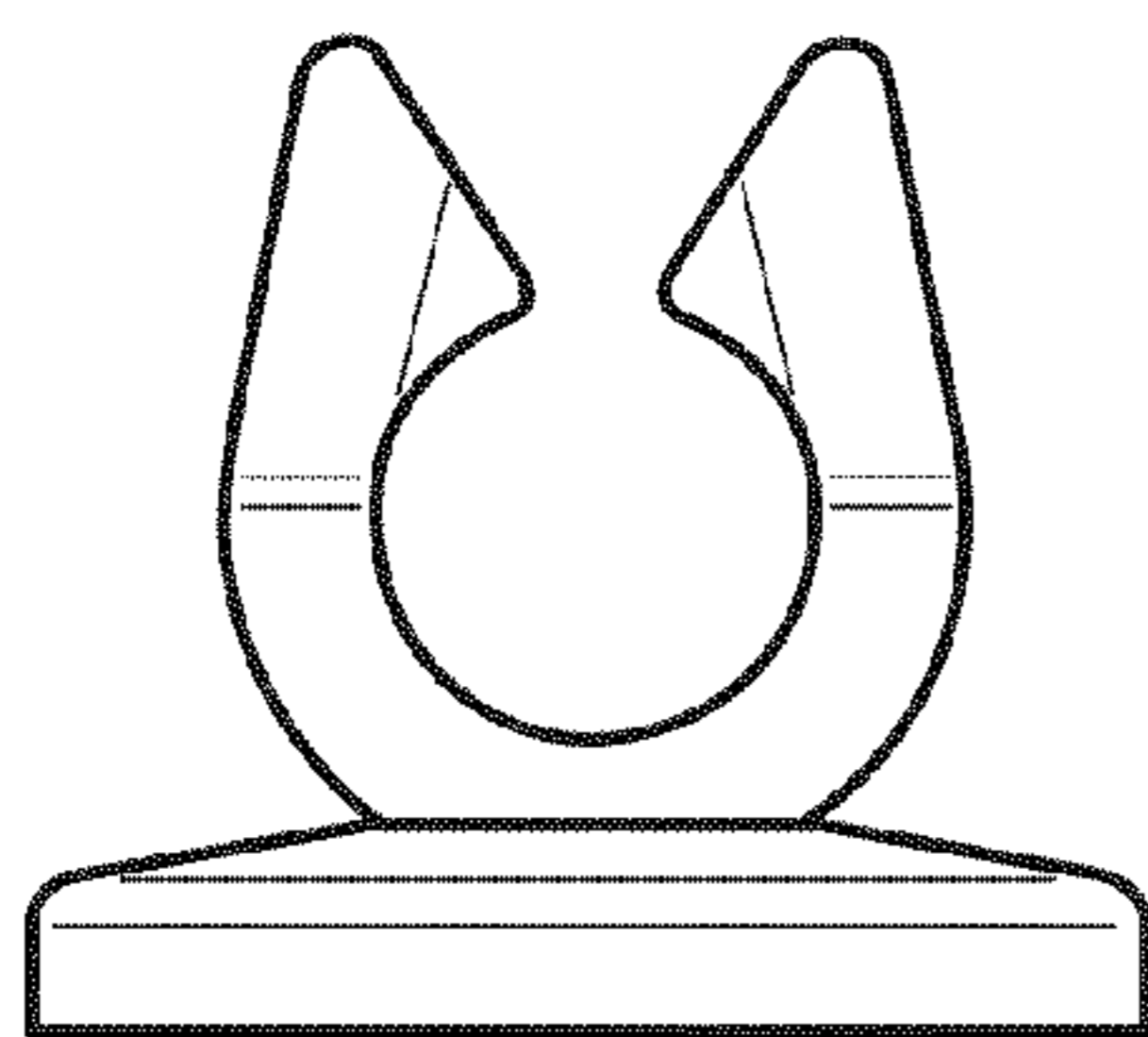


FIG. 4

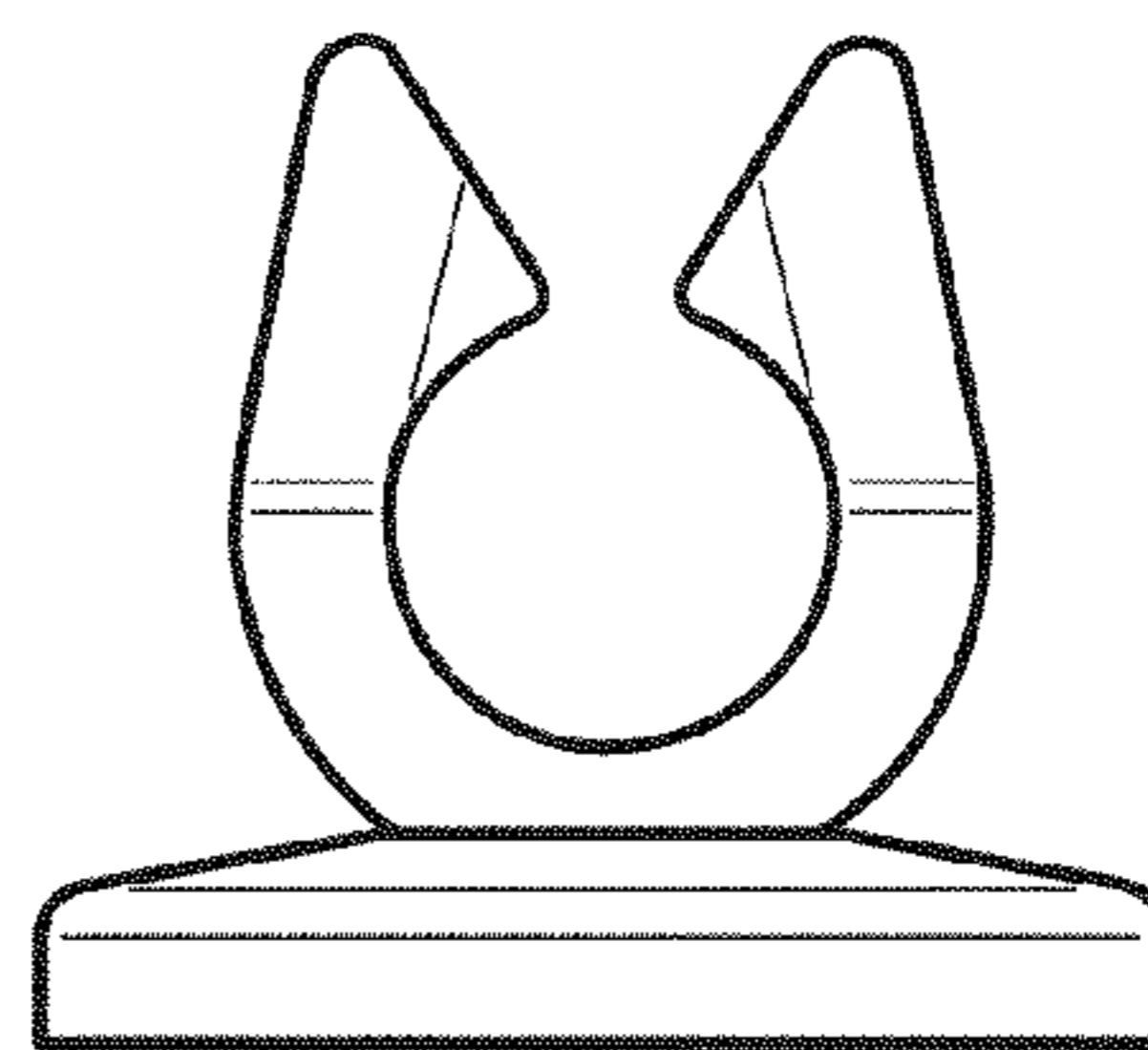


FIG. 5

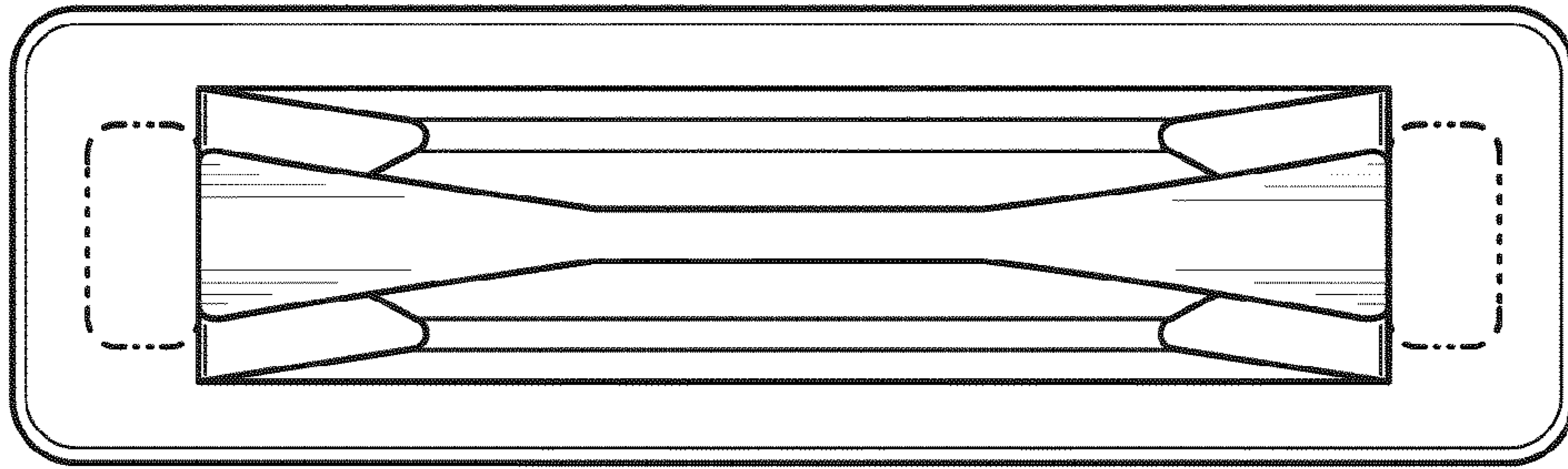


FIG. 6

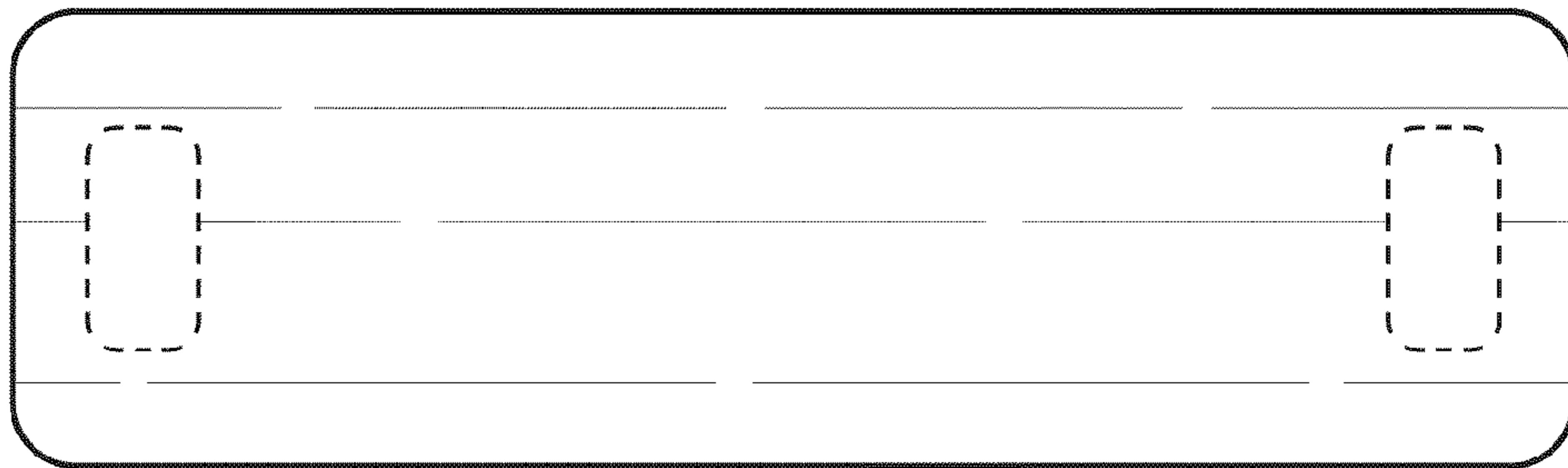


FIG. 7