



US00D641411S

(12) **United States Design Patent**
Tan

(10) **Patent No.:** **US D641,411 S**
(45) **Date of Patent:** **** Jul. 12, 2011**

(54) **PEN**
(75) Inventor: **Junlin Tan**, Ningbo (CN)
(73) Assignee: **Beifa Group Co., Ltd.**, Ningbo (CN)
(**) Term: **14 Years**
(21) Appl. No.: **29/368,140**
(22) Filed: **Aug. 18, 2010**

D354,985 S 1/1995 Hong
D357,277 S 4/1995 de Baillon
D362,269 S * 9/1995 Hollington D19/51
D366,901 S 2/1996 Takahashi
D383,780 S 9/1997 Young
D404,426 S 1/1999 Takanashi
D409,659 S 5/1999 Hasegawa
D417,698 S 12/1999 Tsuchida
D427,238 S 6/2000 Beneyto
D452,526 S 12/2001 Nishida

(Continued)

(30) **Foreign Application Priority Data**

Mar. 2, 2010 (CN) 2010 3 0125297

(51) **LOC (9) Cl.** **19-06**
(52) **U.S. Cl.** **D19/50**
(58) **Field of Classification Search** D19/35,
D19/36, 41-51, 54-58; 24/10 R, 11 CC,
24/11 F, 11 P, 11 PP, 11 R; 401/52, 99-114,
401/192, 193, 195-198

See application file for complete search history.

(56) **References Cited**

U.S. PATENT DOCUMENTS

D83,668 S 3/1931 Sherbinin
D155,532 S 10/1949 Morrison
D182,162 S 2/1958 Carreiro
D209,550 S * 12/1967 Arnone D19/54
D217,647 S 5/1970 De Groft
D223,688 S 5/1972 Schnur
D253,060 S 10/1979 Itoh
D259,792 S * 7/1981 Itoh et al. D19/51
D305,551 S 1/1990 Oka
D319,844 S 9/1991 Grotsch
D323,529 S * 1/1992 Rousseau D19/51
D339,162 S 9/1993 Verhaegue
D339,822 S 9/1993 Möck
D354,514 S 1/1995 de Baillon

FOREIGN PATENT DOCUMENTS

EM 000475595-0004 A1 3/2006

OTHER PUBLICATIONS

Wang, T., and W. Lang, "Pen," U.S. Appl. No. 29/365,896, filed Jul. 16, 2010.

Primary Examiner — Elizabeth Albert

(74) *Attorney, Agent, or Firm* — Christensen O'Connor Johnson Kindness PLLC

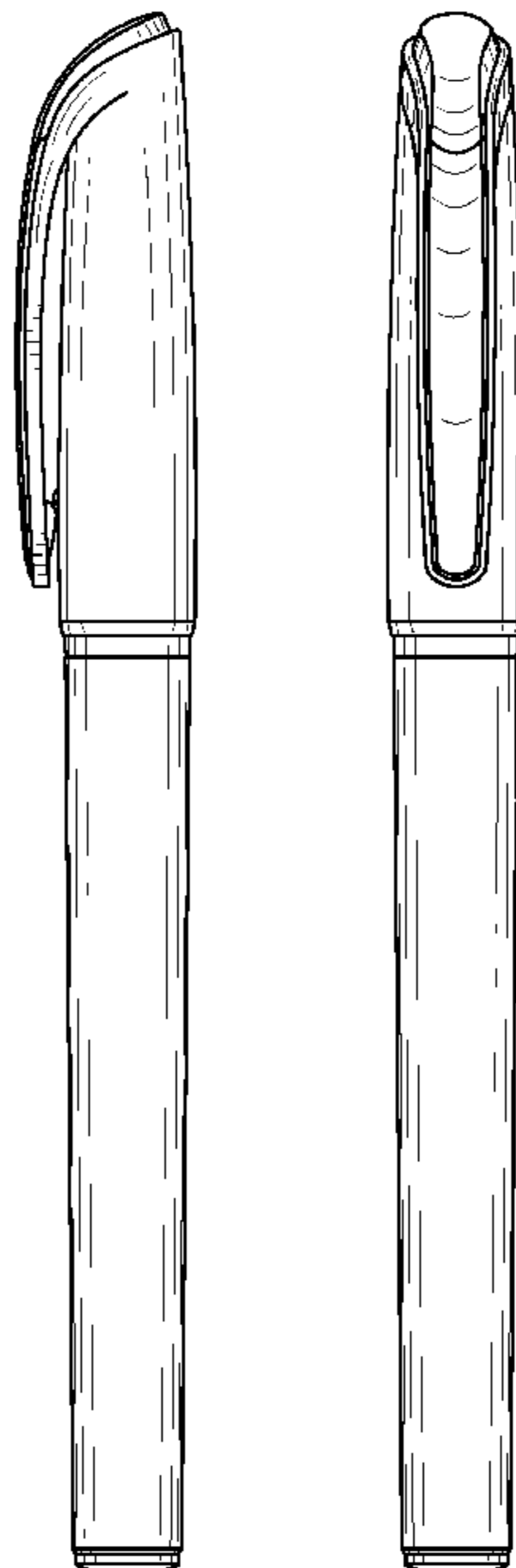
(57) **CLAIM**

The ornamental design for a pen, as shown and described.

DESCRIPTION

FIG. 1 is an upper front right perspective view of a pen showing my new design;
FIG. 2 is a right side elevation view thereof, with the left side elevation view being a mirror image of the right side elevation view;
FIG. 3 is a front elevation view thereof;
FIG. 4 is a rear elevation view thereof;
FIG. 5 is an enlarged top plan view thereof; and,
FIG. 6 is an enlarged bottom plan view thereof.

1 Claim, 3 Drawing Sheets



US D641,411 S

Page 2

U.S. PATENT DOCUMENTS

D456,040 S	4/2002	Moon	
D458,305 S *	6/2002	Iwase et al.	D19/43
D458,966 S	6/2002	Oka	
D461,501 S	8/2002	Nishida	
D462,386 S *	9/2002	Iwase et al.	D19/43
D479,603 S	9/2003	Tyce	
D482,397 S	11/2003	Hui	
D483,066 S	12/2003	Takanashi	
D484,537 S	12/2003	Arita	
D487,776 S	3/2004	Keda	
D489,088 S	4/2004	Arita	
D495,745 S	9/2004	Keda	
D507,299 S	7/2005	Qiu	
D509,537 S	9/2005	Bianchi	
D510,598 S	10/2005	Qiu	
D510,599 S	10/2005	Shibata	
D510,950 S	10/2005	Eddington	
D525,303 S	7/2006	Andrews	
D527,422 S	8/2006	Kent	
D530,748 S	10/2006	Kent	
D535,694 S	1/2007	Chen	
D546,387 S	7/2007	Qiu	
D564,588 S	3/2008	Daida	
D569,436 S	5/2008	Shibata	
D569,437 S	5/2008	Shimizu	
D570,413 S	6/2008	Zhao	
D572,308 S *	7/2008	Bhavnani	D19/57
D572,759 S	7/2008	Zhao	
D576,211 S *	9/2008	Qiu et al.	D19/47
D576,212 S *	9/2008	Qiu et al.	D19/47
D576,677 S *	9/2008	Jeon	D19/50
D578,161 S	10/2008	Takanashi	
D583,866 S	12/2008	Eddington	
D589,556 S *	3/2009	Keda	D19/45
D595,772 S *	7/2009	Zhang	D19/49
D601,196 S	9/2009	Zhang	
D603,454 S	11/2009	Matsumura	
D608,392 S	1/2010	Shibata	
D609,746 S	2/2010	Ma	
D610,617 S *	2/2010	Zhang	D19/50
D628,241 S *	11/2010	Stukenkemper	D19/48

* cited by examiner

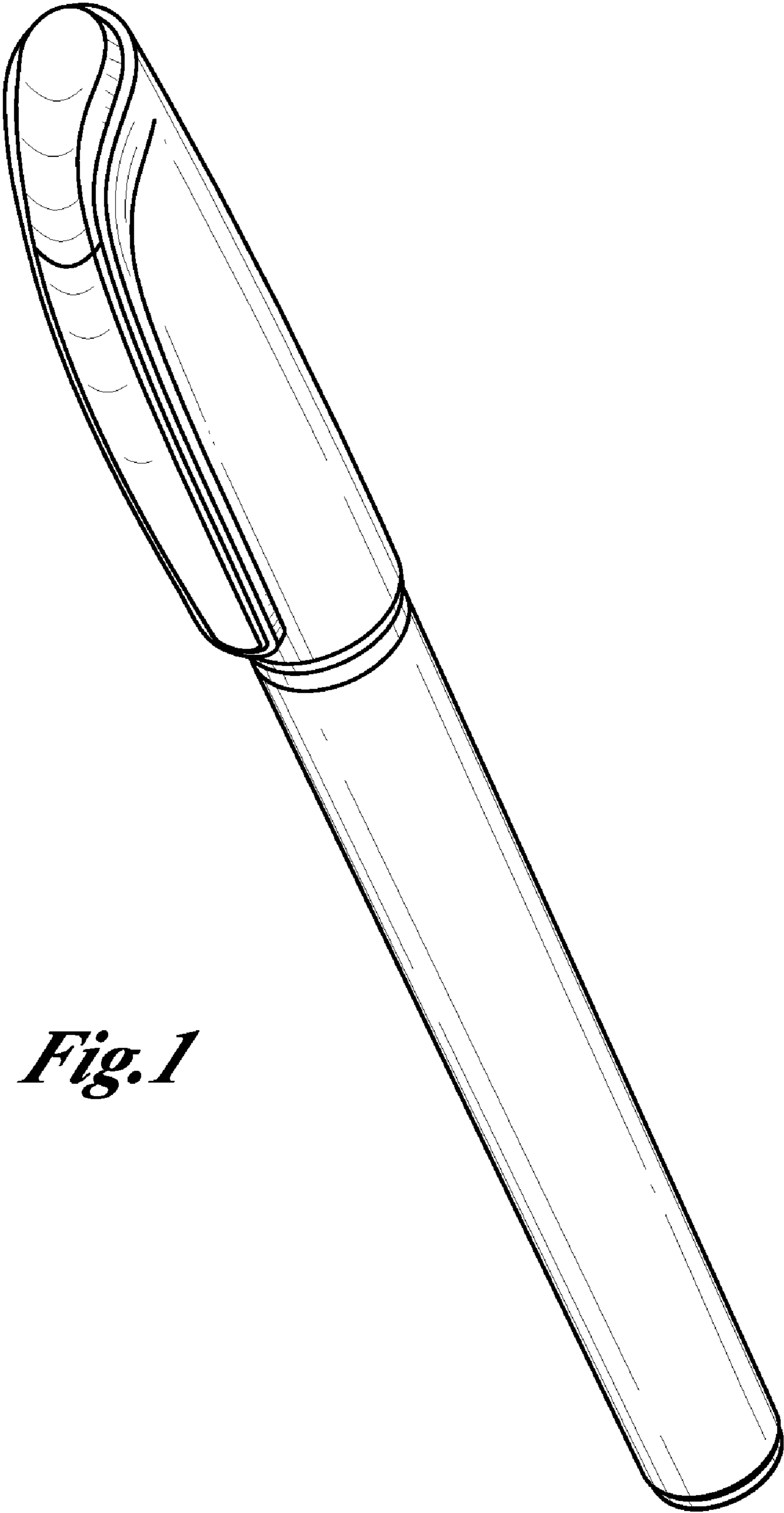


Fig. 1

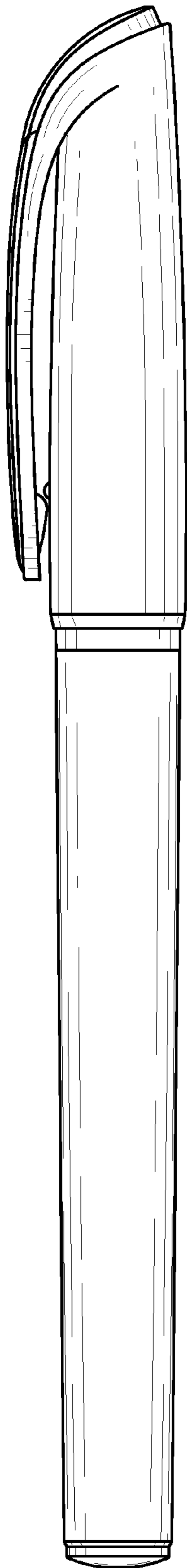


Fig. 2

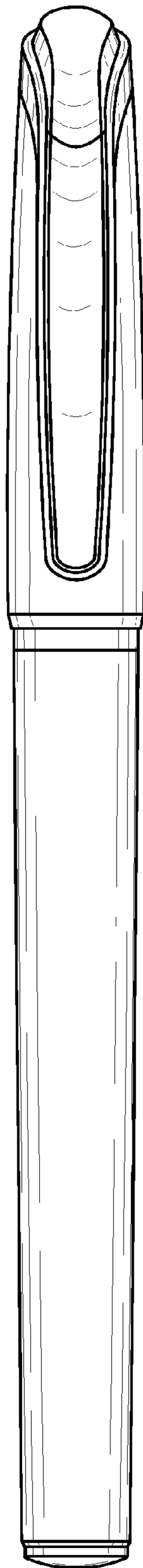


Fig. 3



Fig. 4

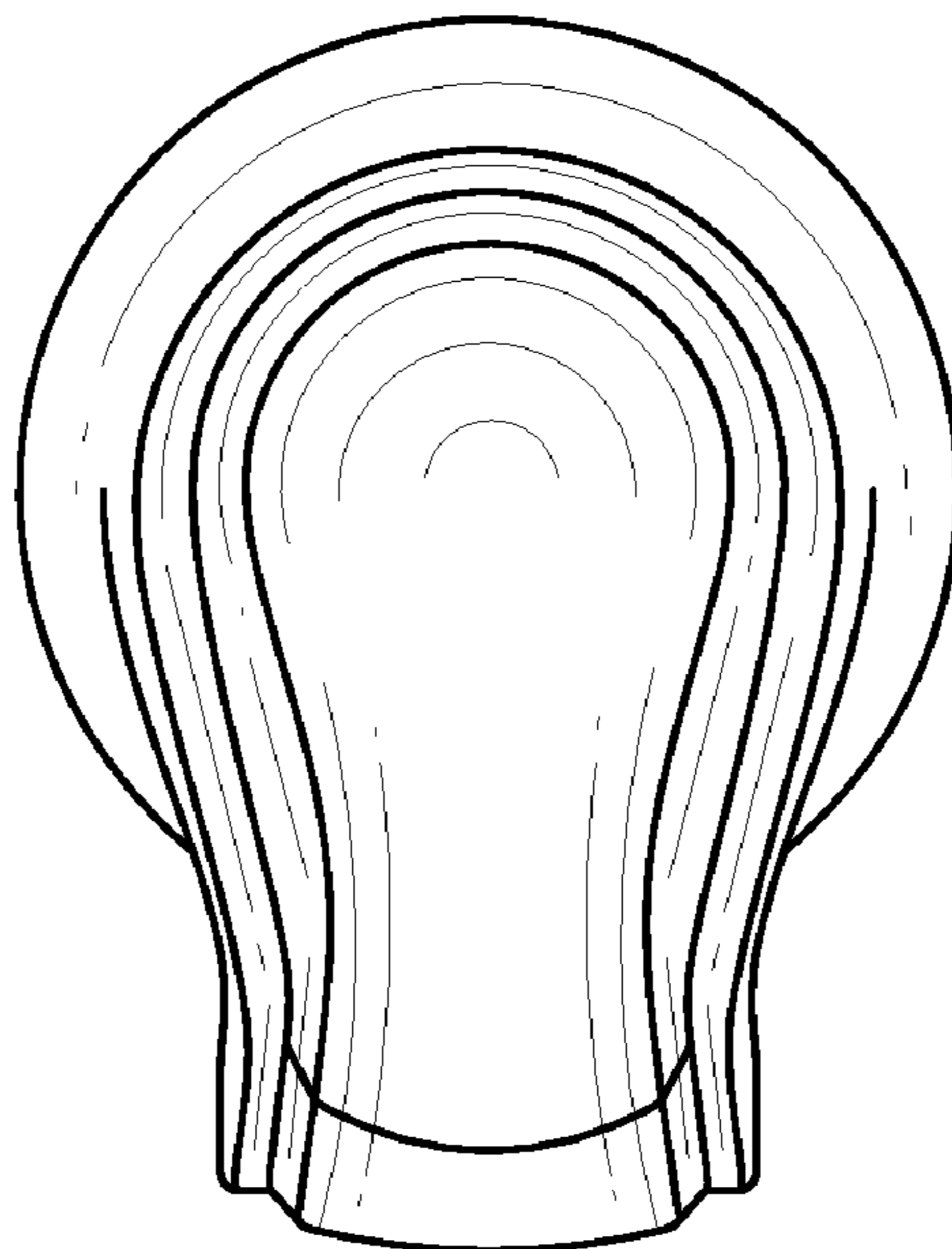


Fig. 5

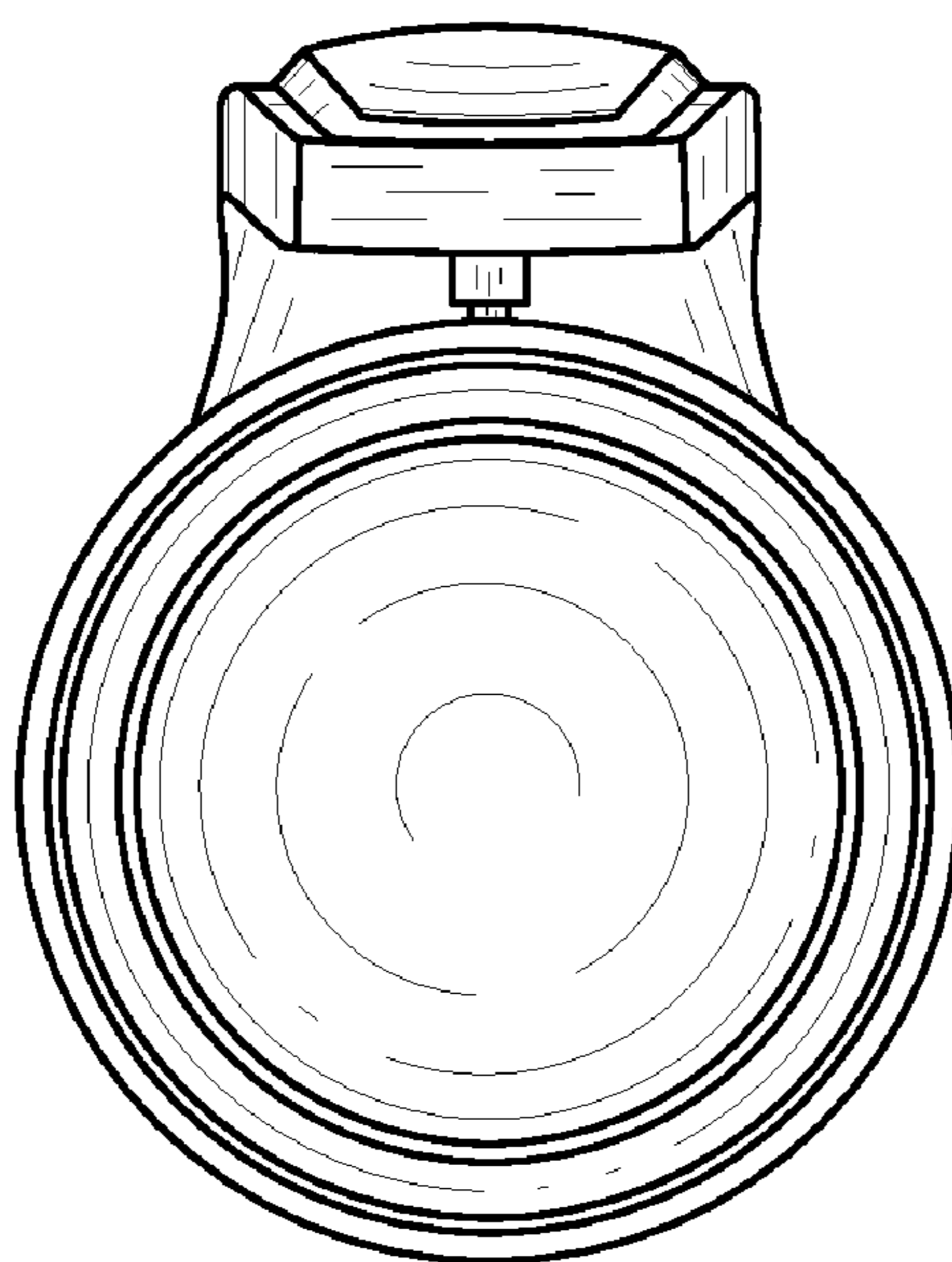


Fig. 6