



US00D641408S

(12) **United States Design Patent**
Zhang

(10) **Patent No.:** **US D641,408 S**
(45) **Date of Patent:** **** Jul. 12, 2011**

- (54) **PEN**
- (75) Inventor: **Youbin Zhang**, Ningbo (CN)
- (73) Assignee: **Beifa Group Co., Ltd.**, Ningbo (CN)
- (**) Term: **14 Years**
- (21) Appl. No.: **29/365,887**
- (22) Filed: **Jul. 16, 2010**
- (30) **Foreign Application Priority Data**

Jan. 17, 2010 (CN) 2010 3 0001979

- (51) **LOC (9) Cl.** **19-06**
- (52) **U.S. Cl.** **D19/50**
- (58) **Field of Classification Search** D19/35,
D19/36, 41-51, 54-58; 24/11 F, 11 P, 11 R;
401/52, 99, 100, 104-109, 192, 195, 196
See application file for complete search history.

(56) **References Cited**

U.S. PATENT DOCUMENTS

D57,397 S	3/1921	Taussig	
D95,681 S *	5/1935	Hanle D19/56
D143,050 S	11/1945	Waldinger	
D143,052 S	11/1945	Waldinger	
D152,030 S	12/1948	Shupack	
D155,031 S	8/1949	Patterson	
D160,670 S	10/1950	Stern	
D174,249 S	3/1955	Daniels	
D264,854 S *	6/1982	Spiegel D19/49
D286,789 S	11/1986	Thompson	
D288,825 S	3/1987	Thompson	
D289,304 S	4/1987	Giugiaro	
D323,186 S	1/1992	Clark	
D329,873 S	9/1992	Tu	
D339,607 S	9/1993	White	
D344,541 S	2/1994	Guo	
D356,306 S	3/1995	Ady	

D363,739 S	10/1995	Petrillo
D382,016 S	8/1997	Takahashi
D389,131 S	1/1998	Nagaoka
D391,153 S	2/1998	Poisson
D401,624 S	11/1998	Sakuno
D406,604 S	3/1999	Andrews
D413,926 S	9/1999	Polidoro
D414,512 S	9/1999	Yazawa
D421,052 S	2/2000	Yazawa
D421,771 S	3/2000	Avenatti
D431,262 S	9/2000	Izushima
D440,602 S	4/2001	Ikeda
D442,632 S	5/2001	Ono
D444,173 S	6/2001	Izushima
D444,174 S	6/2001	Izushima

(Continued)

OTHER PUBLICATIONS

Li, B., "Pen," U.S. Appl. No. 29/357,152, filed Mar. 8, 2010.

(Continued)

Primary Examiner — Elizabeth Albert
(74) *Attorney, Agent, or Firm* — Christensen O'Connor Johnson Kindness PLLC

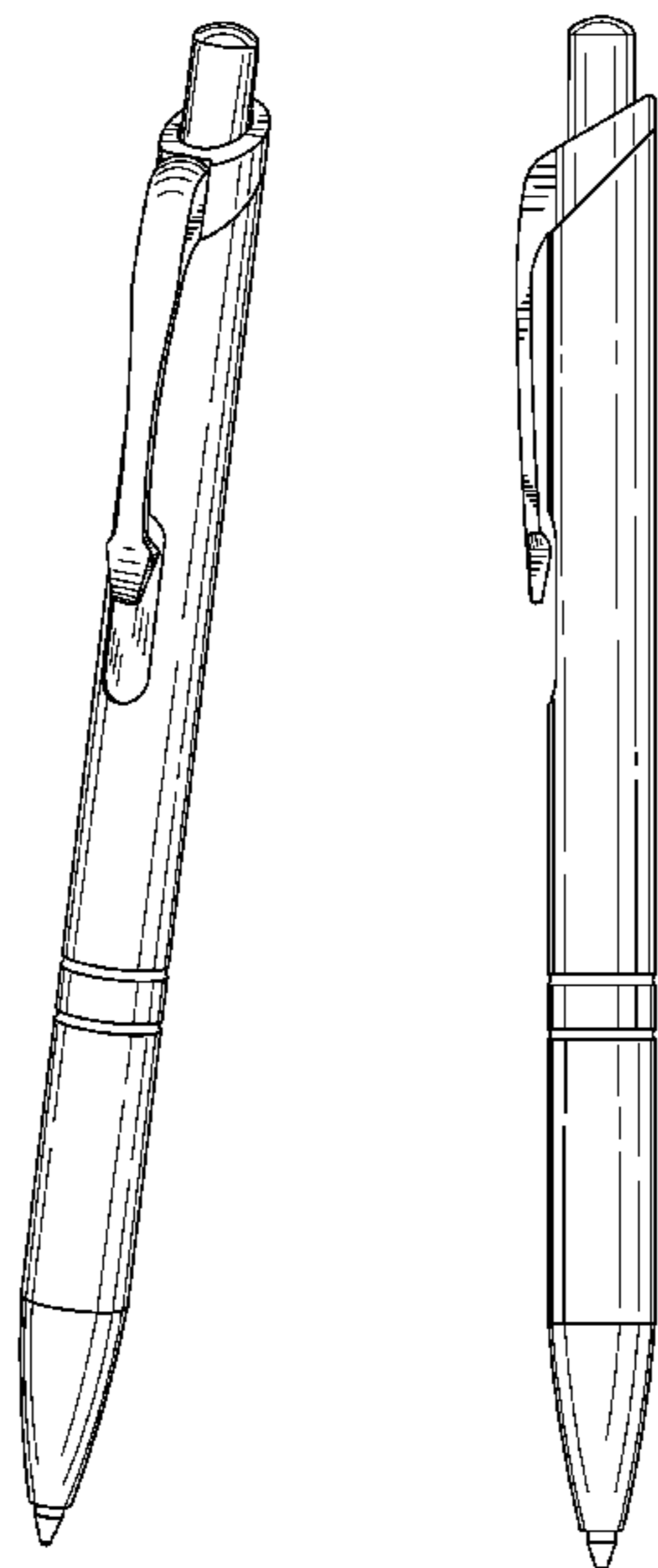
(57) **CLAIM**

The ornamental design for a pen, as shown and described.

DESCRIPTION

FIG. 1 is an upper front right perspective view of a pen showing my new design;
FIG. 2 is a right side elevation view thereof, with the left side elevation view being a mirror image of the right side elevation view;
FIG. 3 is a front elevation view thereof;
FIG. 4 is a rear elevation view thereof;
FIG. 5 is an enlarged top plan view thereof; and,
FIG. 6 is an enlarged bottom plan view thereof.

1 Claim, 3 Drawing Sheets



US D641,408 S

Page 2

U.S. PATENT DOCUMENTS

D452,527 S 12/2001 Maki
D452,707 S 1/2002 Kazaoka
D453,354 S 2/2002 Ikenaga
D457,563 S 5/2002 Moon
D460,111 S 7/2002 Veillon
D475,406 S 6/2003 Cetera
D485,299 S 1/2004 Bodino
D496,962 S 10/2004 Bonnamour
D500,792 S 1/2005 Bain et al.
D548,787 S 8/2007 Slemp
D559,315 S * 1/2008 Qiu et al. D19/50
D559,909 S * 1/2008 Qiu et al. D19/50
D562,389 S * 2/2008 Ikeda D19/48

D574,890 S 8/2008 Avenatti
D589,558 S * 3/2009 Avenatti D19/51
D603,899 S * 11/2009 Suero et al. D19/50
D603,900 S * 11/2009 Jin D19/54
D628,641 S * 12/2010 Zhang D19/50
D632,333 S * 2/2011 Zhang D19/50

OTHER PUBLICATIONS

Wang, W., "Pen," U.S. Appl. No. 29/354,358, filed Jan. 22, 2010.
Xiao, Y., "Mechanical Pencil," U.S. Appl. No. 29/350,919, filed Nov. 25, 2009.
Zhano, F., "Pen," U.S. Appl. No. 29/354,105, filed Jan. 19, 2010.

* cited by examiner

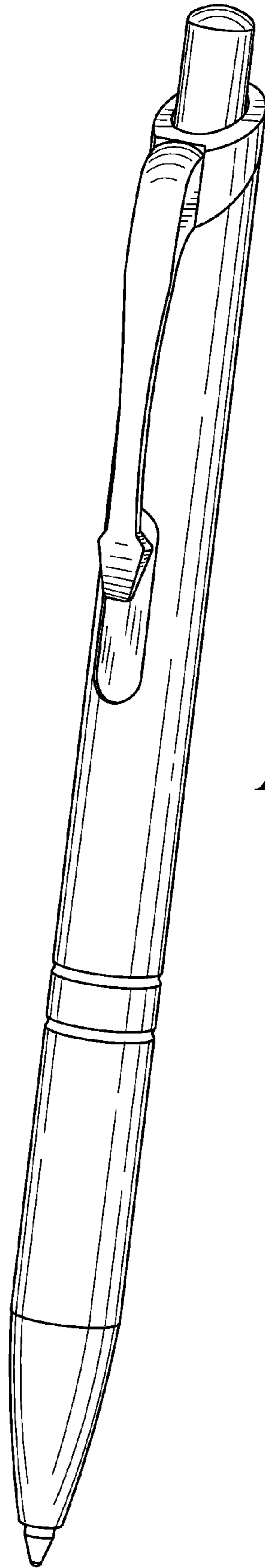


Fig. 1.

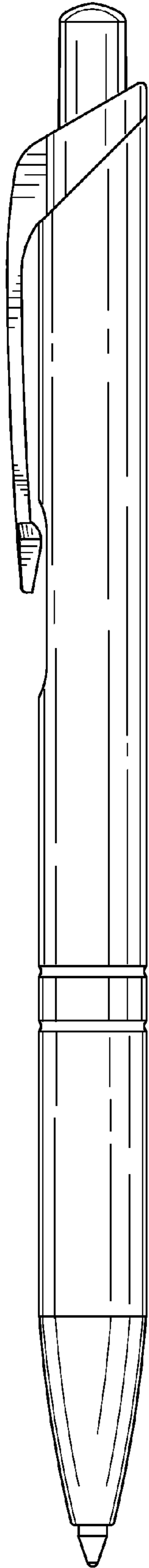


Fig. 2.

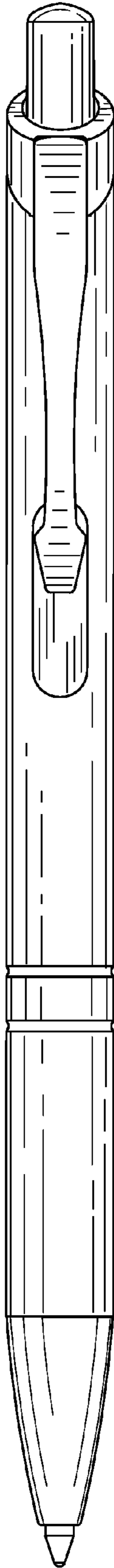


Fig. 3.

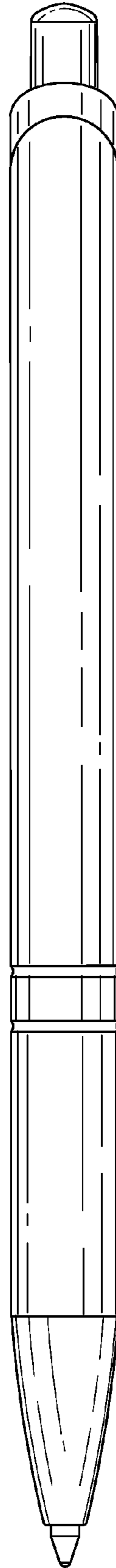


Fig. 4.

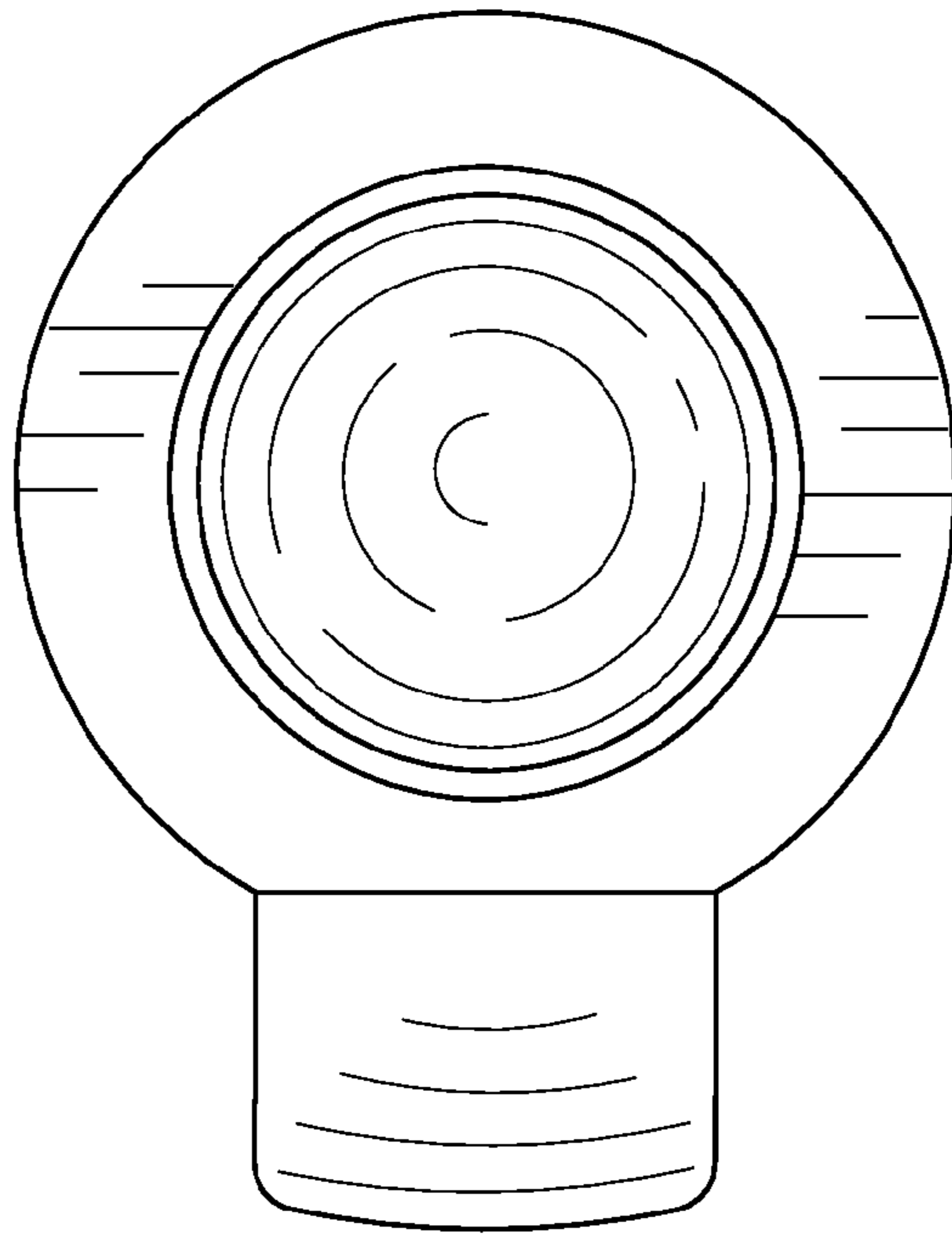


Fig. 5.

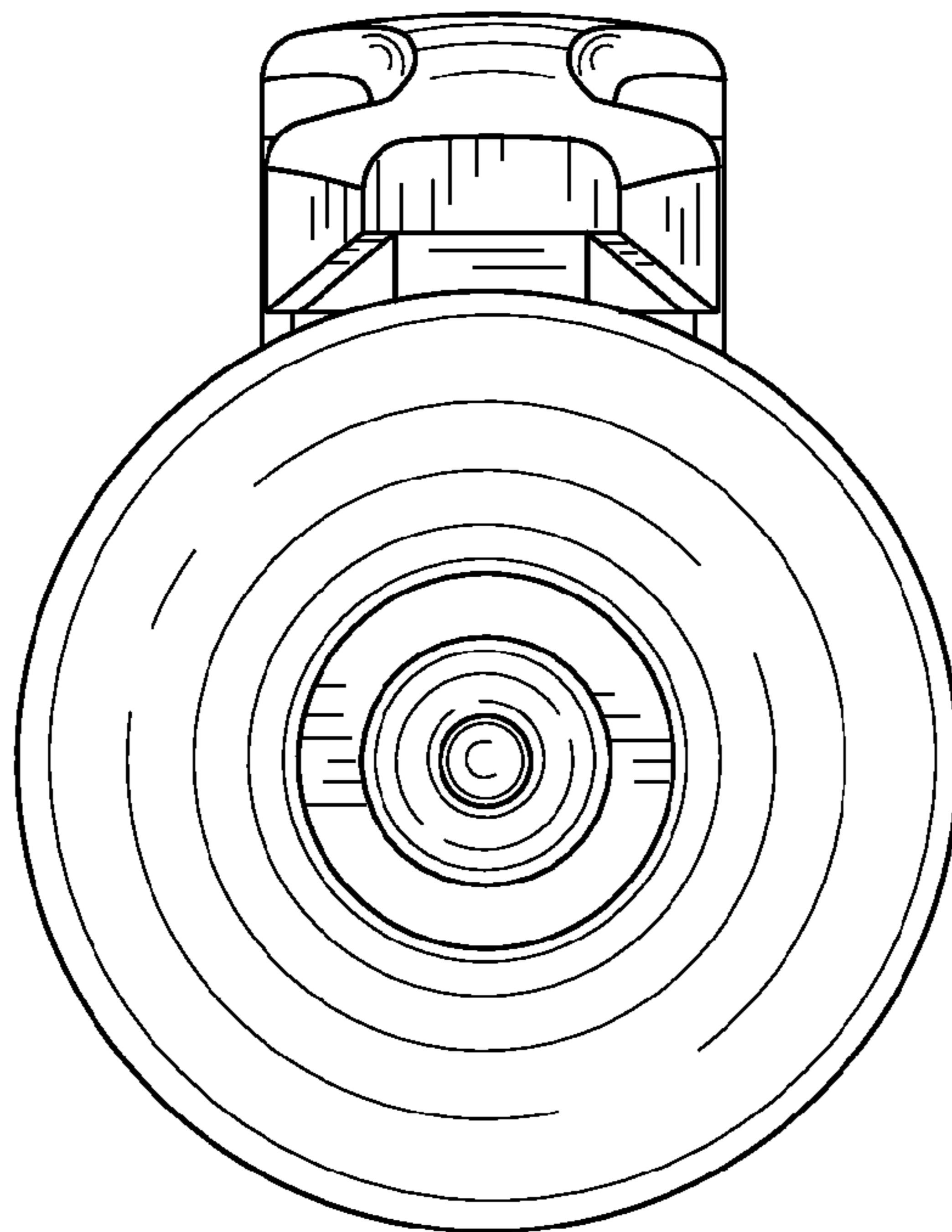


Fig. 6.