



US00D641404S

(12) **United States Design Patent**  
**Nishida**

(10) **Patent No.:** **US D641,404 S**  
(45) **Date of Patent:** **\*\* Jul. 12, 2011**

(54) **PEN**  
(75) Inventor: **Tsuyoshi Nishida**, Tokyo (JP)  
(73) Assignee: **Mitsubishi Pencil Company, Limited**,  
Tokyo (JP)

D577,068 S \* 9/2008 Soetewey ..... D19/51  
D583,865 S \* 12/2008 Kwok ..... D19/49  
D586,393 S \* 2/2009 Nishida ..... D19/49  
D610,196 S \* 2/2010 Pearson ..... D19/48  
D610,617 S \* 2/2010 Zhang ..... D19/50  
D618,724 S \* 6/2010 Gerules et al. .... D19/51  
D619,651 S \* 7/2010 Zhang ..... D19/51

(\*\*) Term: **14 Years**  
(21) Appl. No.: **29/362,846**  
(22) Filed: **Jun. 1, 2010**

**FOREIGN PATENT DOCUMENTS**

JP D1374153 11/2009  
TW D113827 11/2006  
TW D115889 3/2007

(30) **Foreign Application Priority Data**  
Dec. 1, 2009 (JP) ..... 2009-028030  
(51) **LOC (9) Cl.** ..... **19-06**  
(52) **U.S. Cl.** ..... **D19/47**  
(58) **Field of Classification Search** ..... D19/35,  
D19/36, 41-51, 54-58; 24/11 F, 11 P, 11 R;  
401/52, 99, 100, 104-109, 192, 195, 196  
See application file for complete search history.

**OTHER PUBLICATIONS**

Notice of Allowance and Search Report from Taiwan Office for related—corresponding—Taiwan design appln. 99302700 (1 page in English translation, 3 pages Notice of Allowance/Report).

\* cited by examiner

*Primary Examiner* — Elizabeth Albert  
(74) *Attorney, Agent, or Firm* — Lackenbach Siegel, LLP;  
Andrew F. Young, Esq.

(56) **References Cited**  
**U.S. PATENT DOCUMENTS**  
D366,498 S \* 1/1996 Abe et al. .... D19/51  
D404,426 S \* 1/1999 Takanashi ..... D19/43  
D421,625 S \* 3/2000 Oka ..... D19/49  
D450,769 S \* 11/2001 Nishida ..... D19/49  
D452,271 S \* 12/2001 Owen et al. .... D19/43  
D454,588 S \* 3/2002 Takanashi ..... D19/43  
D480,421 S \* 10/2003 Hui ..... D19/43  
D483,067 S 12/2003 Takanashi  
D484,538 S \* 12/2003 Daida et al. .... D19/43  
D500,080 S \* 12/2004 Katami ..... D19/43  
D509,536 S \* 9/2005 Nishida ..... D19/43  
D532,044 S \* 11/2006 Katami ..... D19/43  
D552,675 S \* 10/2007 Zhang ..... D19/48  
D564,586 S \* 3/2008 Kwok ..... D19/50  
D569,431 S \* 5/2008 Qiu et al. .... D19/51  
D576,677 S \* 9/2008 Jeon ..... D19/50  
D577,064 S \* 9/2008 Briggl ..... D19/48

(57) **CLAIM**  
The ornamental design for a pen, as shown and described.

**DESCRIPTION**

FIG. 1 is a perspective view of a pen of the present invention. FIG. 2 is a front elevational view thereof. FIG. 3 is a left side elevational view thereof; the right side elevational view is a mirror image of the left side. FIG. 4 is a rear elevational view thereof. FIG. 5 is a top plan view thereof. FIG. 6 is a bottom plan view thereof; and, FIG. 7 is an exploded perspective view thereof. The broken lines showing the grip, writing tip housing and writing tip in FIG. 7 are included for the purpose of showing portions of the pen that form no part of the claimed design.

**1 Claim, 2 Drawing Sheets**

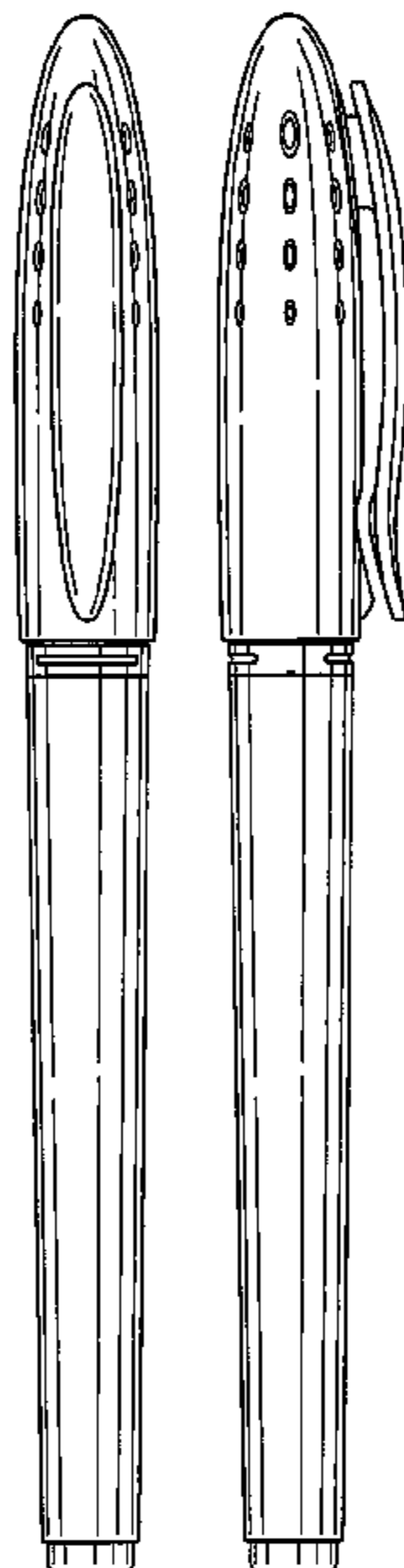


Fig. 1

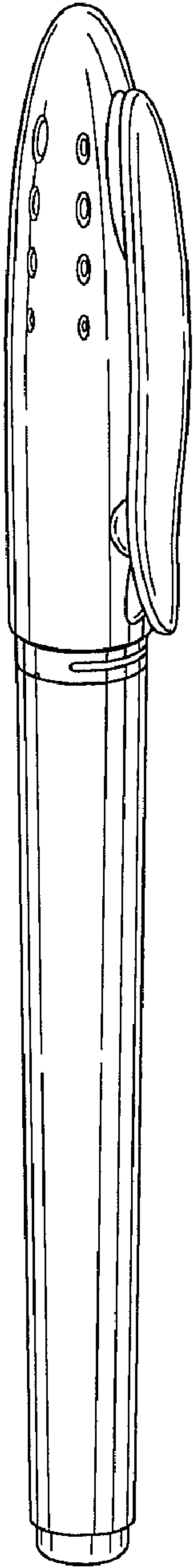


Fig. 2

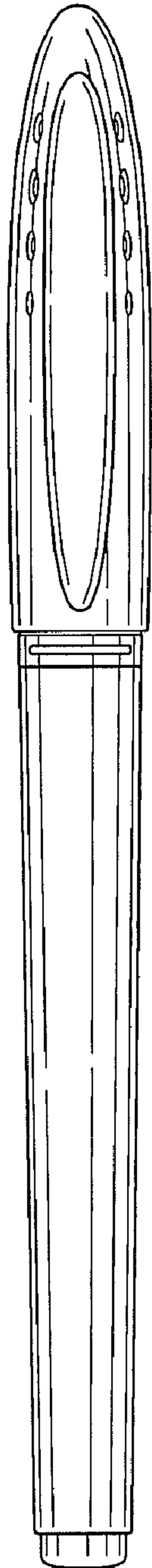


Fig. 3

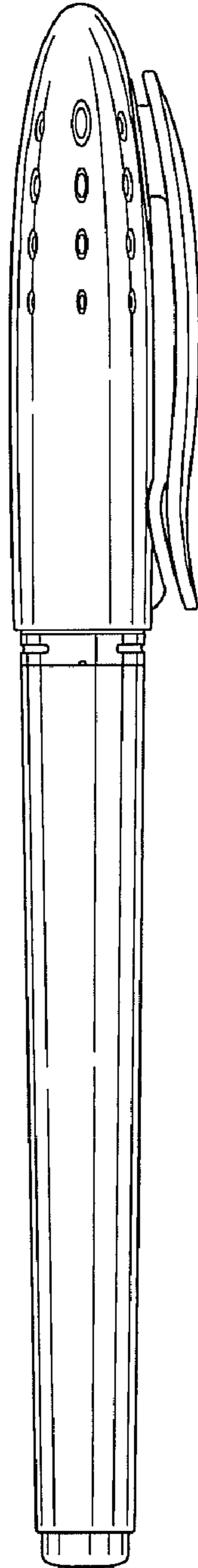


Fig. 4

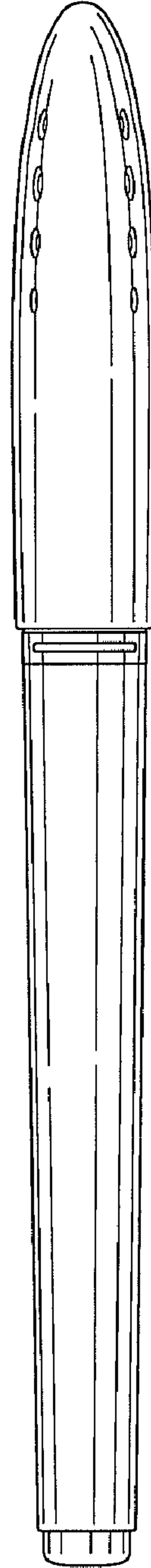


Fig. 5




Fig. 7

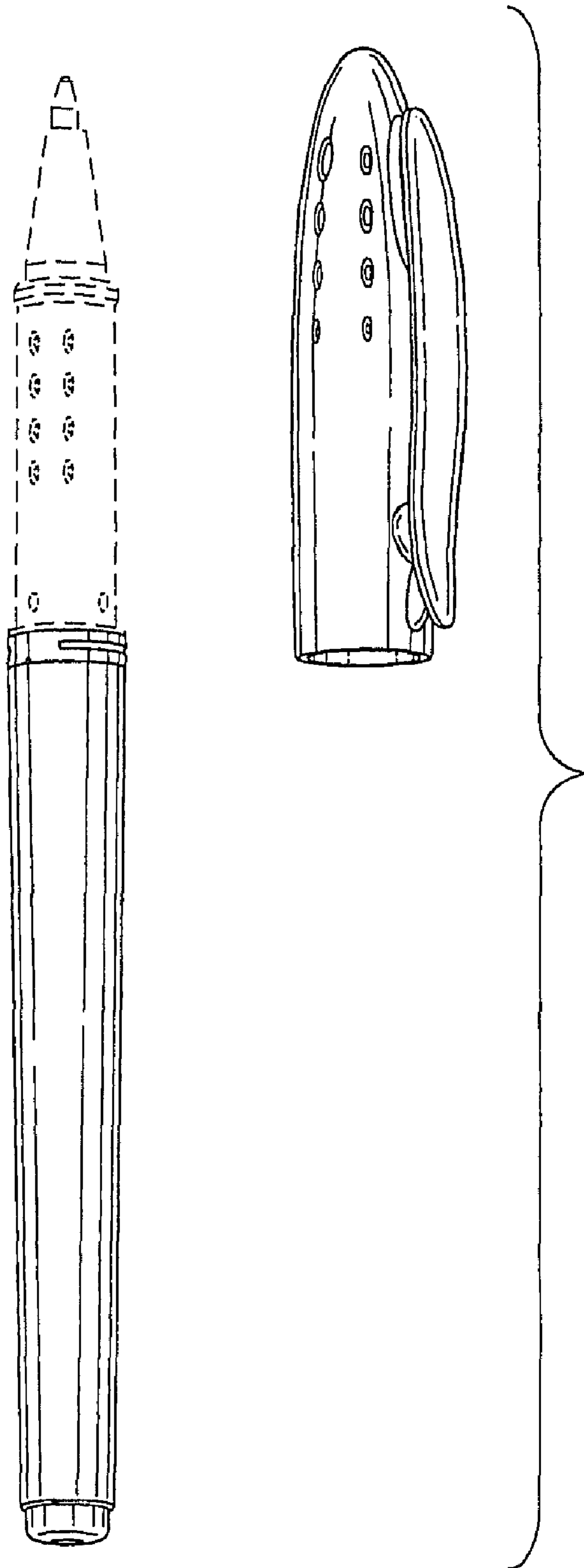


Fig. 6

