



US00D641401S

(12) **United States Design Patent**
Tewart

(10) **Patent No.:** **US D641,401 S**
(45) **Date of Patent:** **** Jul. 12, 2011**

(54) **CARD FOLDER**

(75) Inventor: **Kevin Tewart**, El Segundo, CA (US)

(73) Assignee: **Konami Digital Entertainment Co., Ltd.**, Tokyo (JP)

(**) Term: **14 Years**

(21) Appl. No.: **29/370,509**

(22) Filed: **Jul. 28, 2010**

(51) **LOC (9) Cl.** **19-04**

(52) **U.S. Cl.** **D19/27**

(58) **Field of Classification Search** D19/26-33,
D19/86, 88, 90; D3/205, 303, 900, 230,
D3/273, 299, 319, 905; 402/73; 281/3.1,
281/15.1, 19.1, 29, 31, 38, 50; 283/63.1;
229/67.1, 67.3; 273/148 A, 149 P, 149 R,
273/157 A; 206/39.4, 315.1, 455
See application file for complete search history.

D395,059 S * 6/1998 Bedol D19/32
D399,528 S * 10/1998 Kramer D19/33
D421,051 S * 2/2000 Jahn D19/33
6,073,769 A * 6/2000 Fulda 206/455
6,282,826 B1 * 9/2001 Richards 40/654.01
6,427,838 B1 * 8/2002 Fulda 206/455
D471,230 S * 3/2003 Bills D19/33
D490,847 S * 6/2004 Greenway D19/33
6,942,413 B2 * 9/2005 Lane 402/73
6,971,520 B2 * 12/2005 Fulda 206/455
7,008,134 B2 * 3/2006 Lane 402/73
D527,900 S 9/2006 Dewa et al.
D565,100 S * 3/2008 Taylor D19/33
D602,080 S * 10/2009 Takaghi D19/27
D613,293 S * 4/2010 Sheba D14/435

* cited by examiner

Primary Examiner — T. Chase Nelson

Assistant Examiner — Kathleen M Sims

(74) *Attorney, Agent, or Firm* — Jordan and Hamburg LLP

(57) **CLAIM**

The ornamental design for a card folder, as shown and described.

(56) **References Cited**

U.S. PATENT DOCUMENTS

2,757,471 A * 8/1956 Vlock 40/703
3,118,478 A * 1/1964 Metrick 150/136
3,797,146 A * 3/1974 Holes 40/536
3,816,948 A * 6/1974 Mooney et al. 40/388
D284,822 S * 7/1986 Walsh D3/247
5,087,145 A * 2/1992 Cooley 402/79
5,119,874 A * 6/1992 Ferguson et al. 166/105.2
5,186,566 A * 2/1993 Cameron 402/79
D358,253 S * 5/1995 Wong D3/247
D391,989 S * 3/1998 Plutsky D19/33
D393,875 S * 4/1998 Brooks D19/33

DESCRIPTION

FIG. 1 is a perspective view of a card folder;
FIG. 2 is a front view thereof;
FIG. 3 is a rear view thereof;
FIG. 4 is a left side view thereof;
FIG. 5 is a right side view thereof;
FIG. 6 is a top view thereof, the opposite side being a mirror image of the side shown herein; and,
FIG. 7 is a perspective view showing the cover opened.

1 Claim, 5 Drawing Sheets

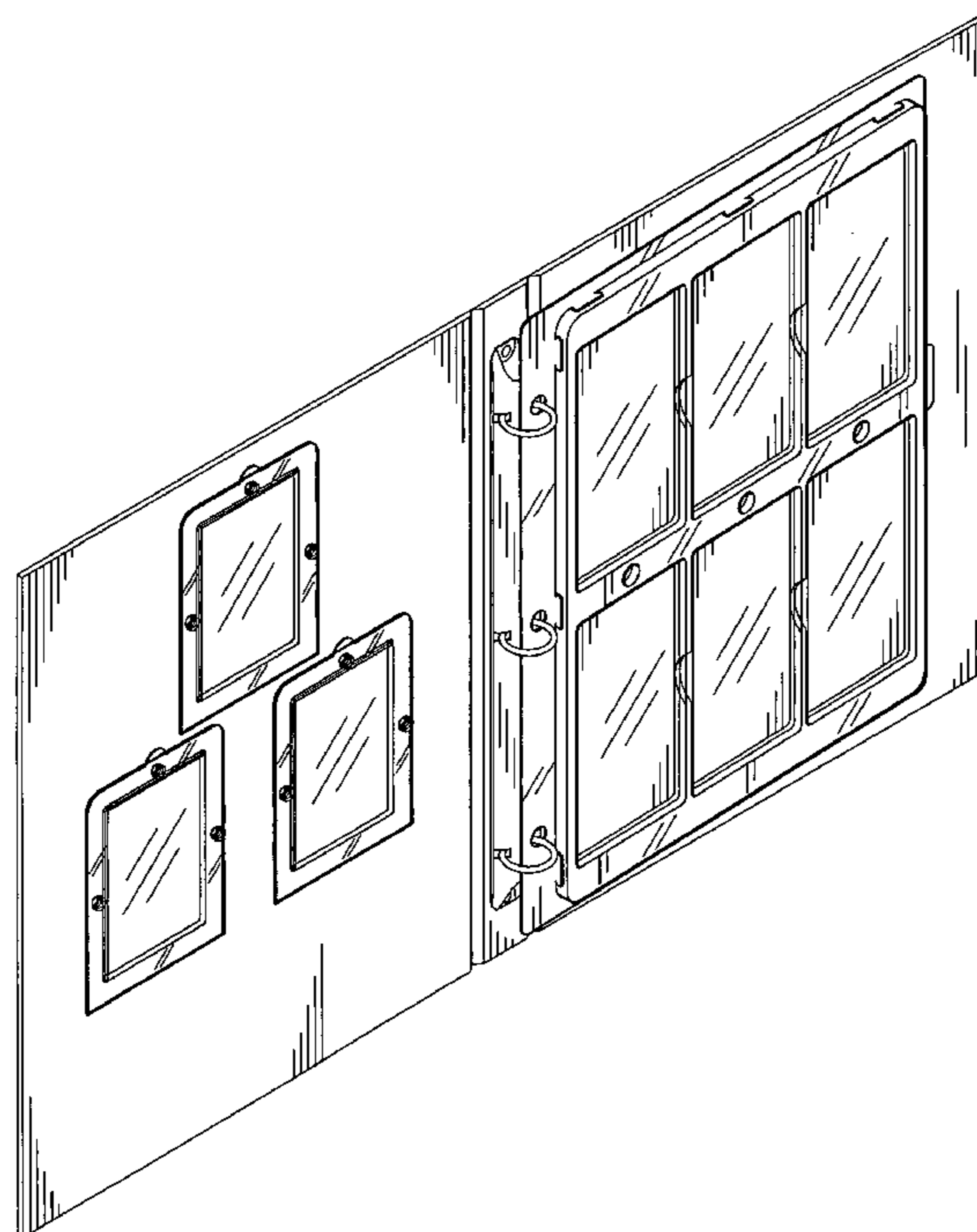
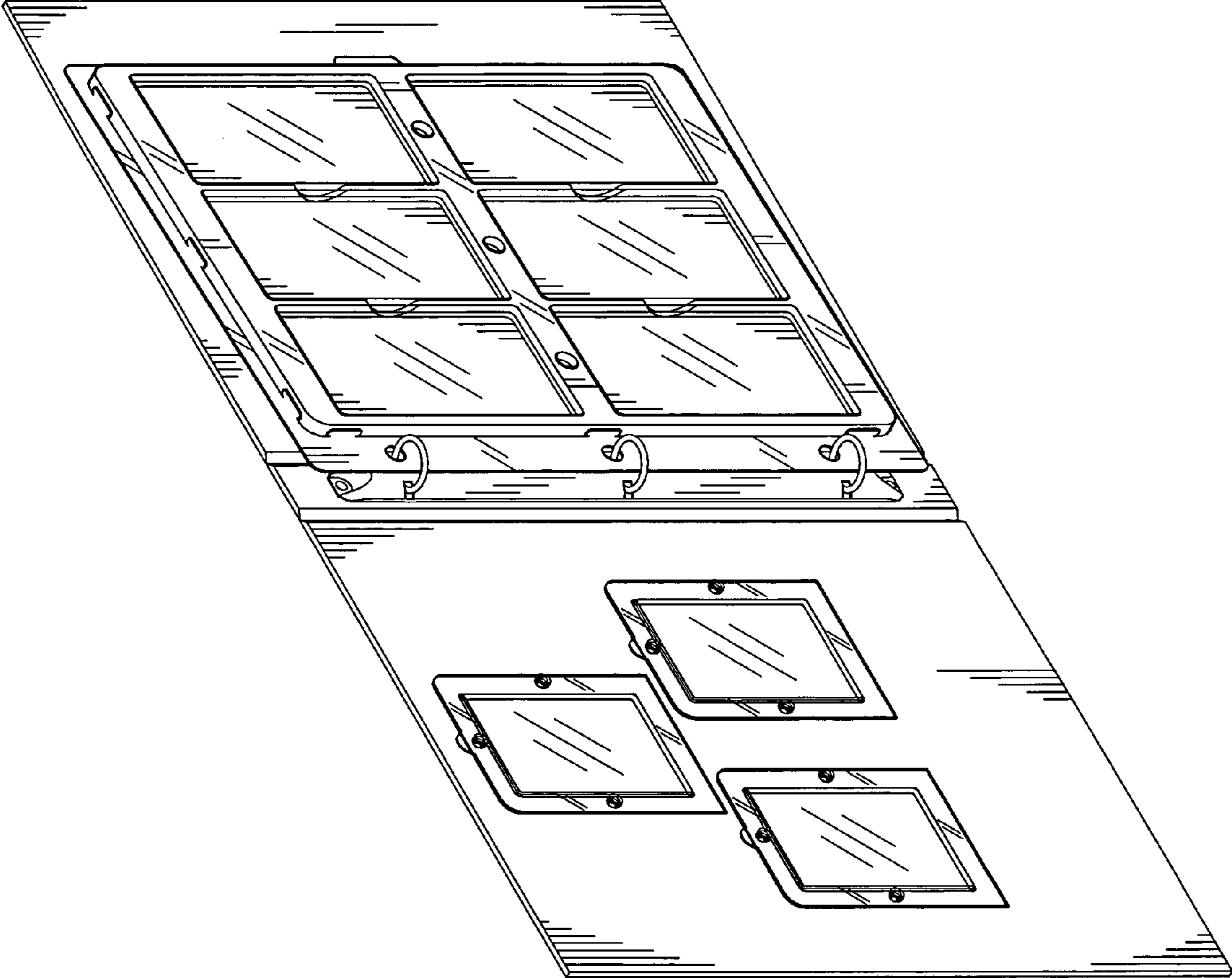


FIG.1



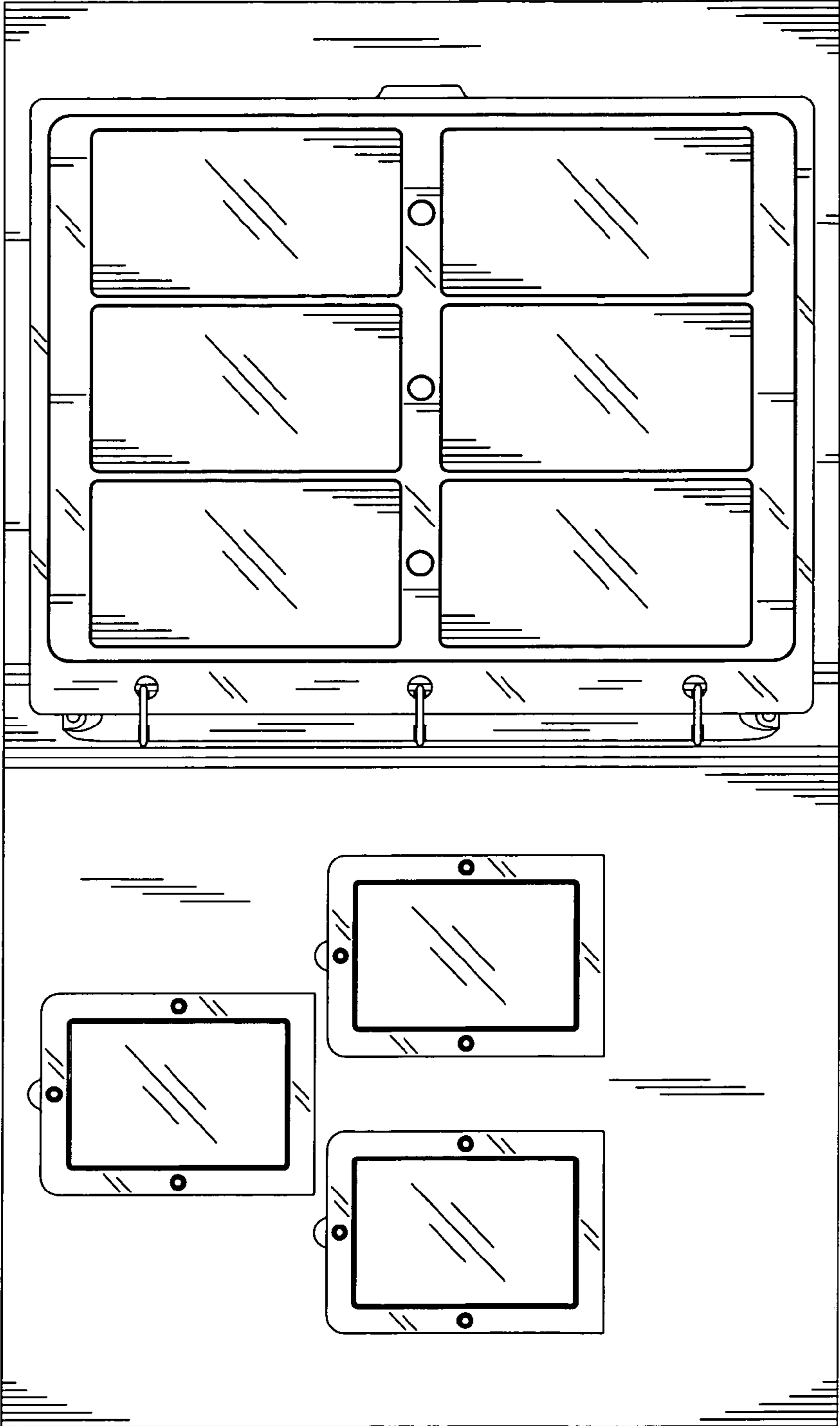


FIG.2

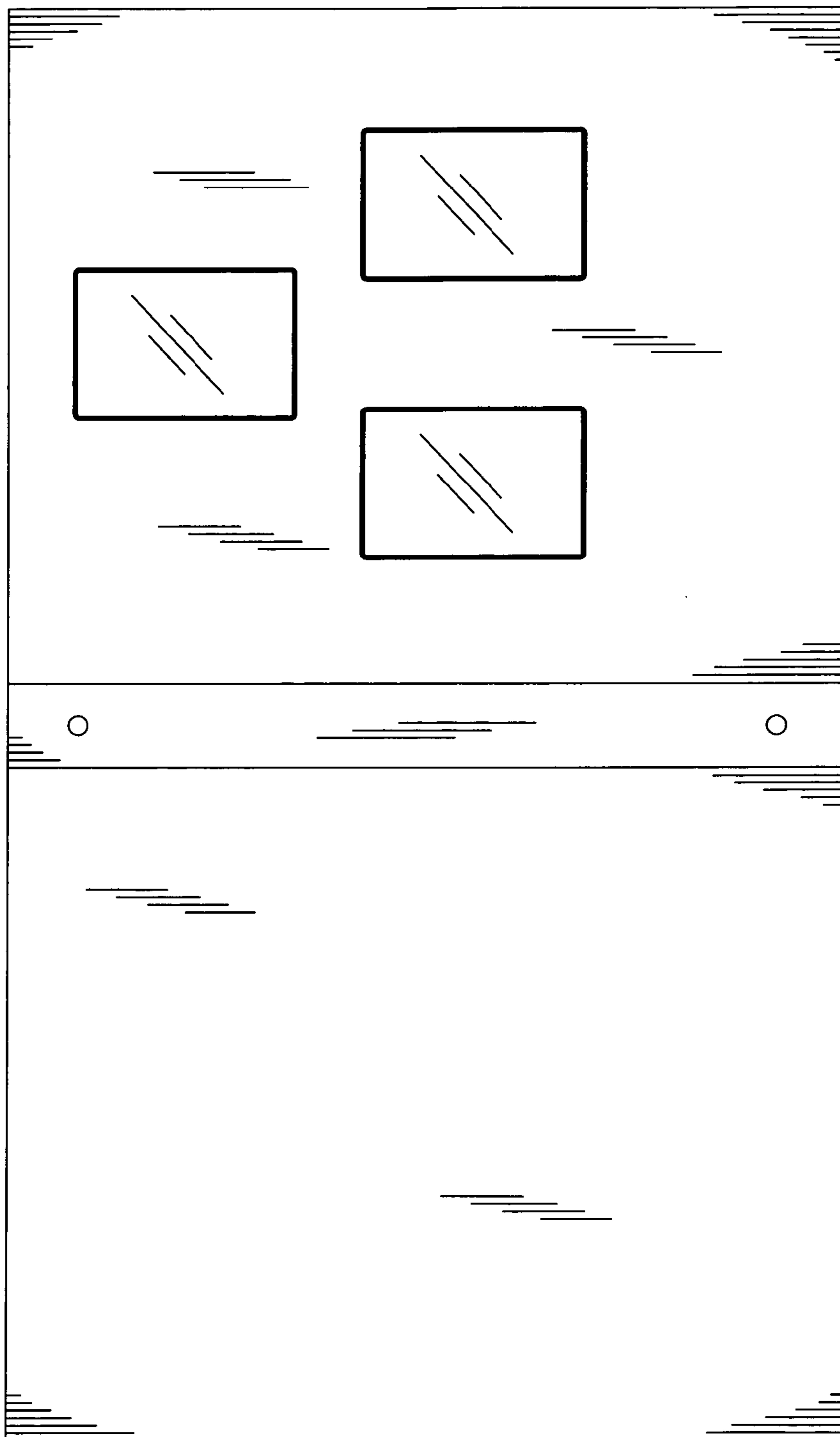


FIG.3

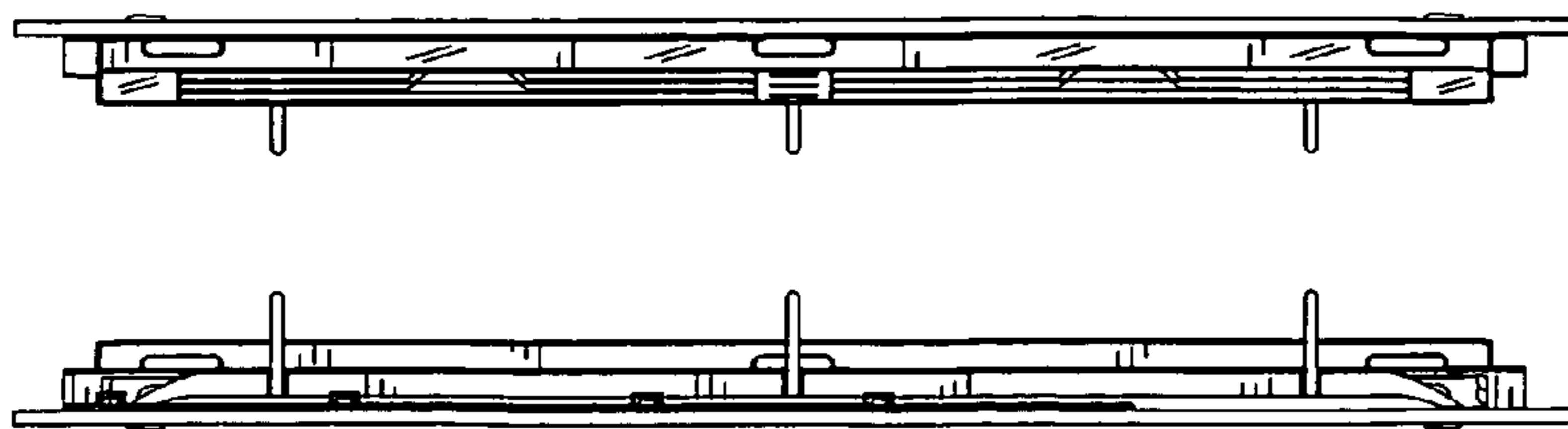


FIG.4 FIG.5

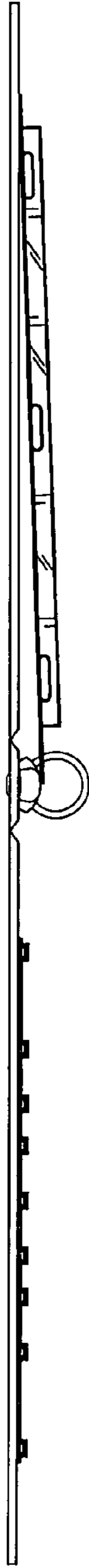


FIG.6

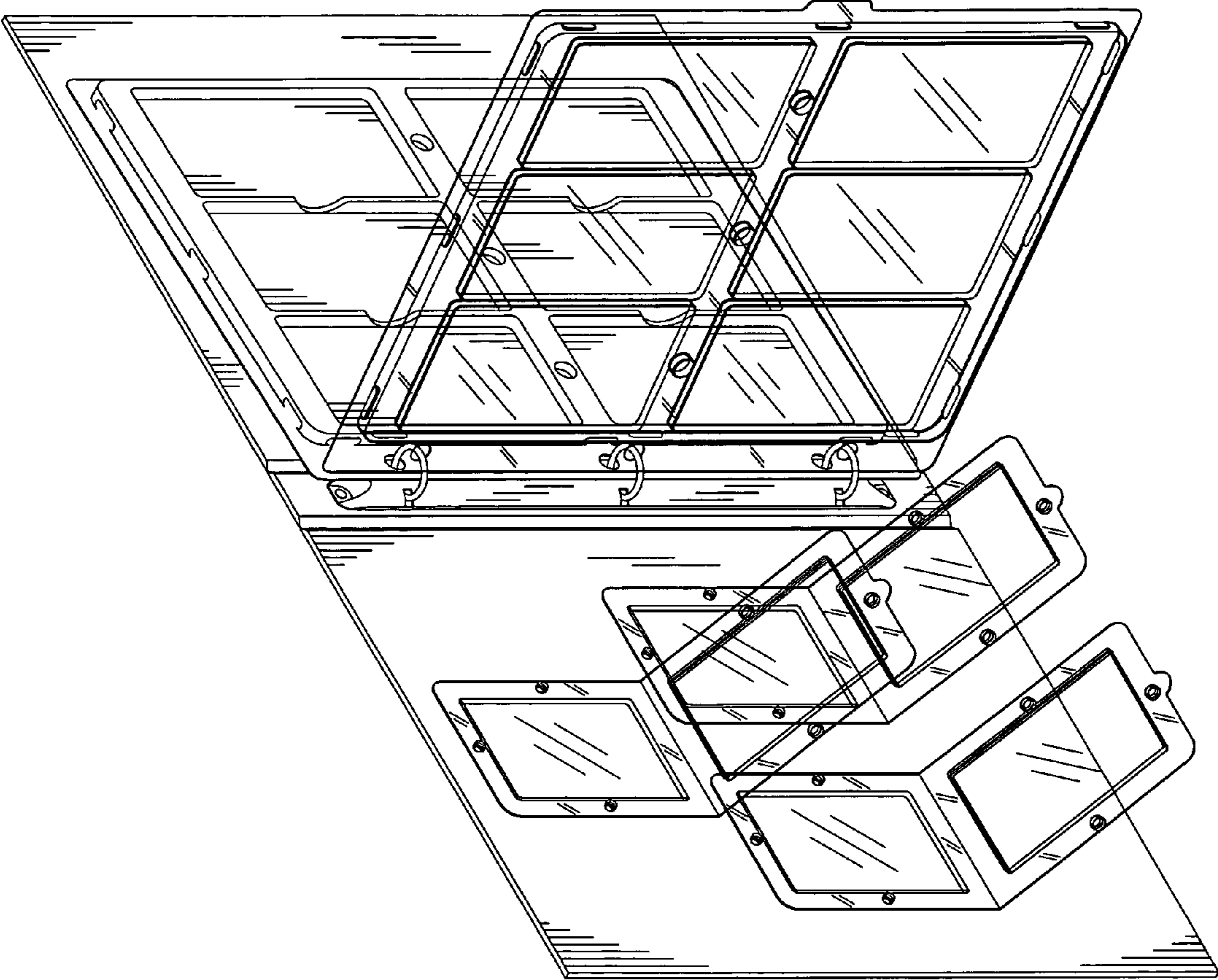


FIG.7