



US00D641359S

(12) **United States Design Patent**
Ferrari et al.

(10) **Patent No.:** **US D641,359 S**
(45) **Date of Patent:** **** Jul. 12, 2011**

(54) **HANDHELD ELECTRONIC DEVICE**

(56)

References Cited

(75) Inventors: **Marco Sixtus Ferrari**, Waterloo (CA);
Min Zhu, Waterloo (CA); **Roman Peter Rak**, Waterloo (CA); **David Patrick Townsend**, Kitchener (CA); **Todd Andrew Wood**, Guelph (CA)

(73) Assignee: **Research In Motion Limited**, Waterloo, Ontario (CA)

(**) Term: **14 Years**

(21) Appl. No.: **29/378,341**

(22) Filed: **Nov. 3, 2010**

Related U.S. Application Data

(63) Continuation of application No. 29/341,163, filed on Jul. 31, 2009, now Pat. No. Des. 630,208, which is a continuation of application No. 29/337,137, filed on May 15, 2009, now Pat. No. Des. 612,849.

(51) **LOC (9) Cl.** **14-02**

(52) **U.S. Cl.** **D14/346**

(58) **Field of Classification Search** D14/341-347,
D14/496, 137, 203.1, 203.3, 203.4, 203.5,
D14/203.6, 203.7, 203.9, 238.1, 247, 248,
D14/138 R, 138 AA, 138 AB, 138 AC, 138 AD,
D14/138 C, 138 G; 345/901, 905; 379/433.13,
379/433.12, 916, 433.04, 433.07, 433.11;
455/556.1, 556.2, 566, 575.1, 575.3, 575.4,
455/90.3

See application file for complete search history.

U.S. PATENT DOCUMENTS

D554,612	S	*	11/2007	Wang	D14/138 AA
D593,556	S	*	6/2009	Hofer et al.	D14/346
D593,557	S	*	6/2009	Hofer et al.	D14/346
D600,229	S	*	9/2009	Kangasmaa	D14/138 AA
D603,399	S	*	11/2009	Hofer et al.	D14/346
D603,400	S	*	11/2009	Hofer et al.	D14/346
D603,401	S	*	11/2009	Hofer et al.	D14/346
D607,868	S	*	1/2010	Kim et al.	D14/138 AA
D609,235	S	*	2/2010	Leung et al.	D14/346
D612,849	S	*	3/2010	Ferrari et al.	D14/346
D613,740	S	*	4/2010	Ferrari et al.	D14/346
D618,236	S	*	6/2010	Ferrari et al.	D14/346
D630,208	S	*	1/2011	Ferrari et al.	D14/346

* cited by examiner

Primary Examiner — Angela Lee

(57) **CLAIM**

We claim the ornamental design for a handheld electronic device, as shown and described.

DESCRIPTION

FIG. 1 is a front perspective view of a handheld electronic device;

FIG. 2 is a back perspective view of the handheld electronic device;

FIG. 3 is a front elevational view thereof;

FIG. 4 is a back elevational view thereof;

FIG. 5 is a right elevational view thereof;

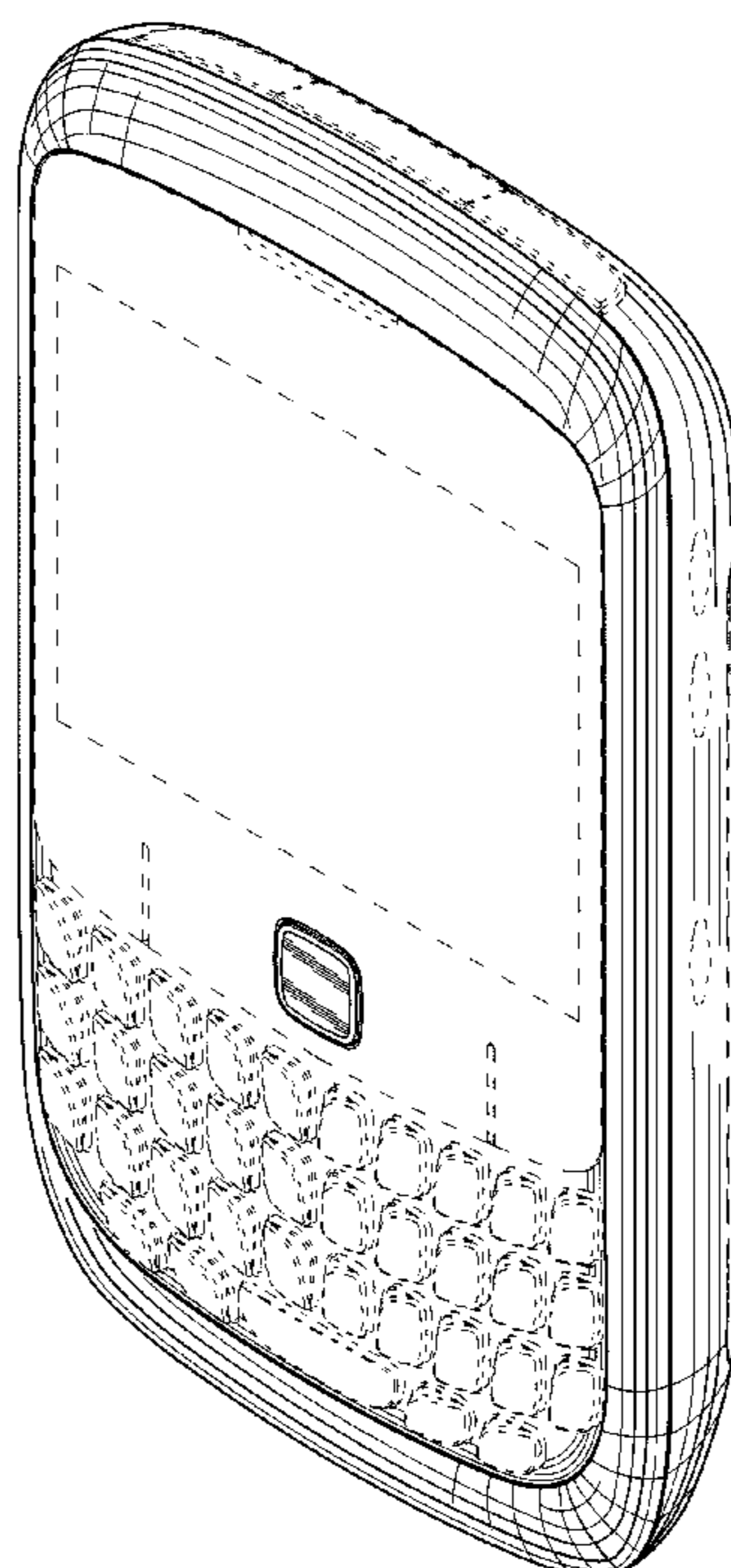
FIG. 6 is a left elevational view thereof;

FIG. 7 is a top plan view thereof; and,

FIG. 8 is a bottom plan view thereof.

The broken lines shown in the drawings of the handheld electronic device are for the purpose of illustrating portions of the article and form no part of the claimed design.

1 Claim, 6 Drawing Sheets



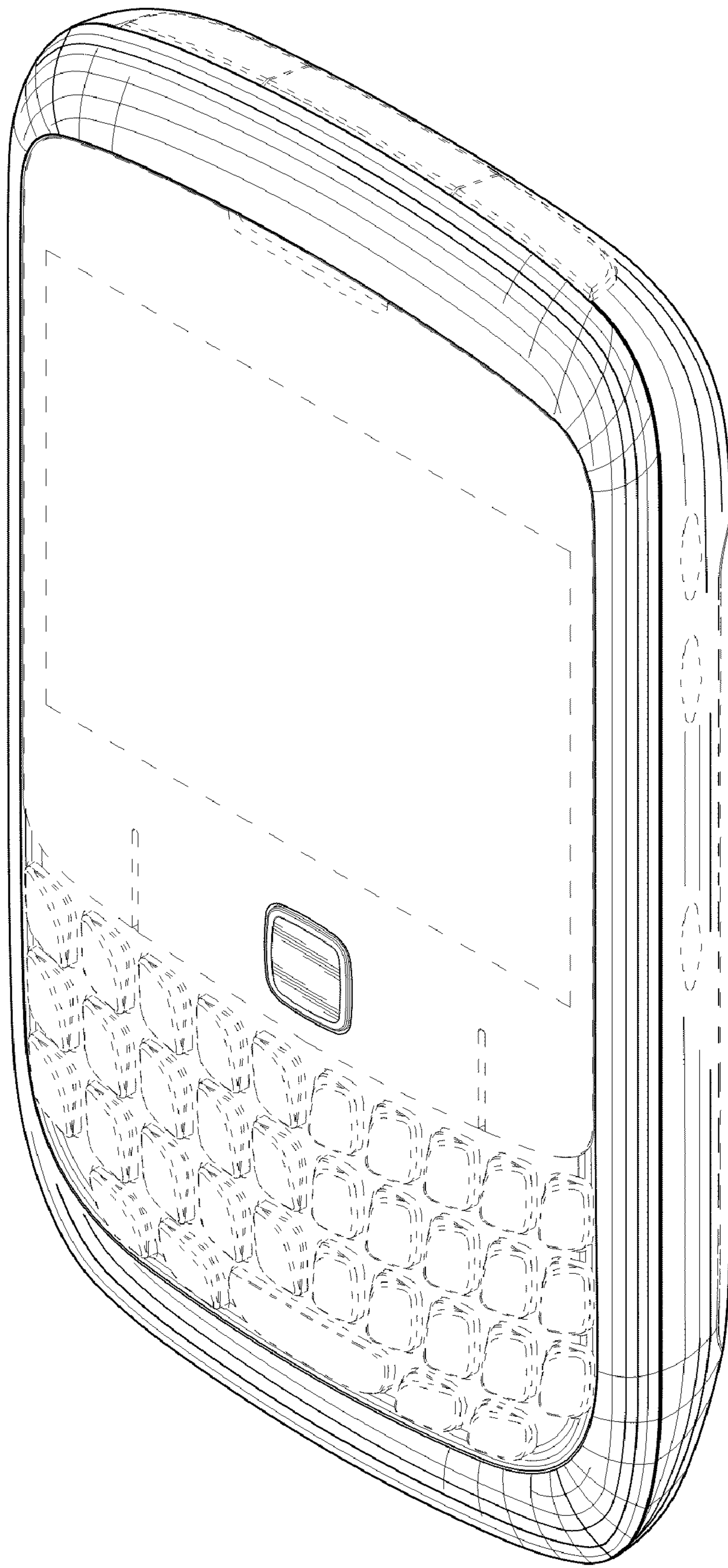


FIG.1

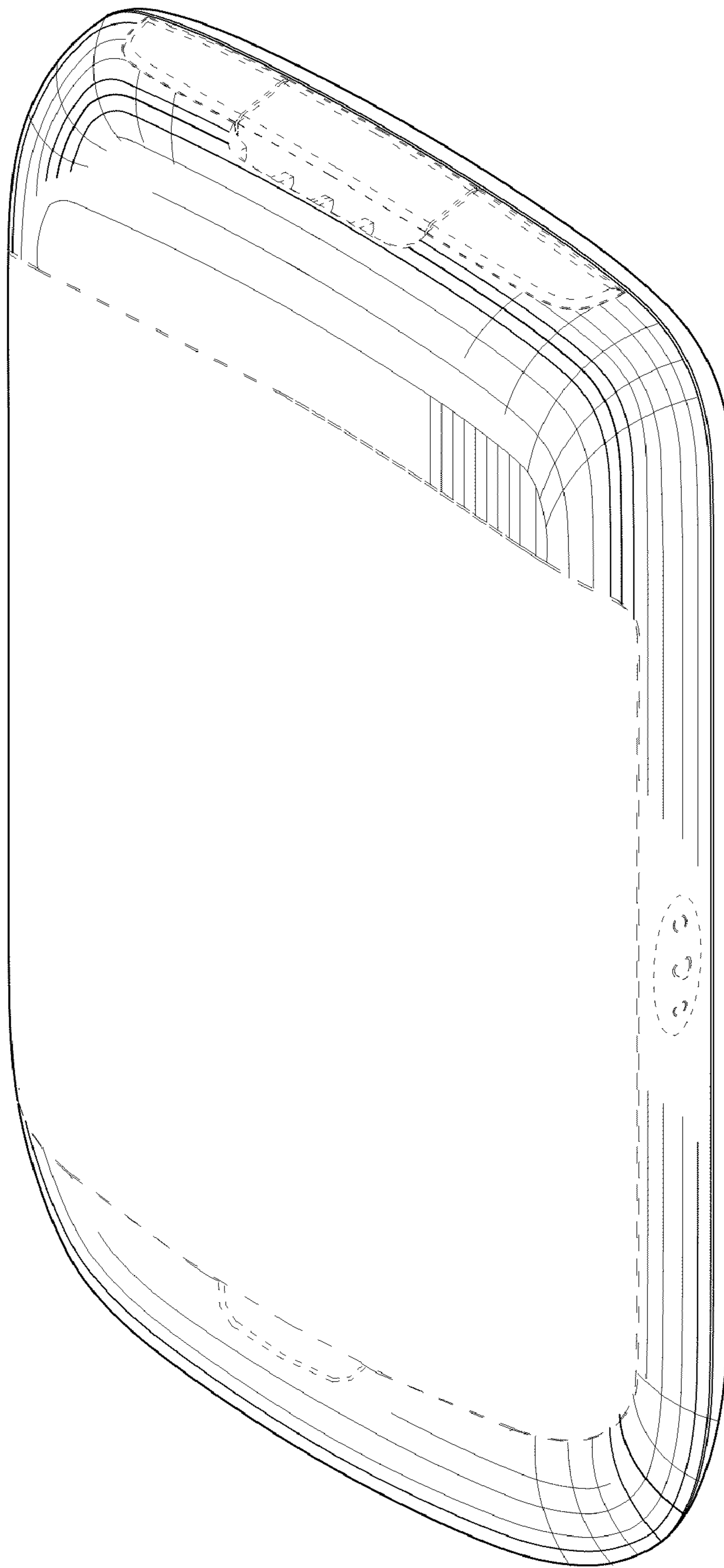


FIG.2

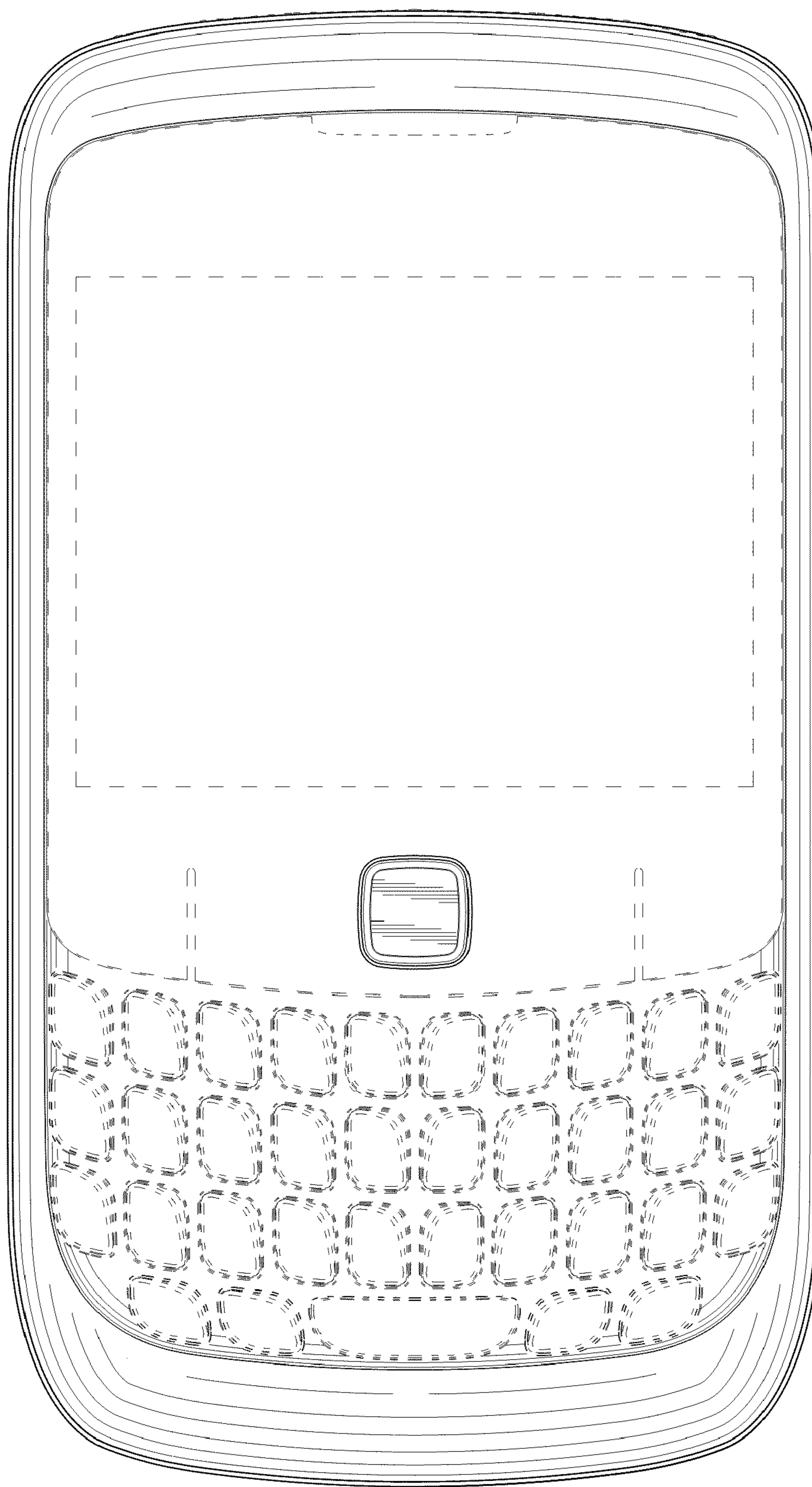


FIG.3




FIG.4

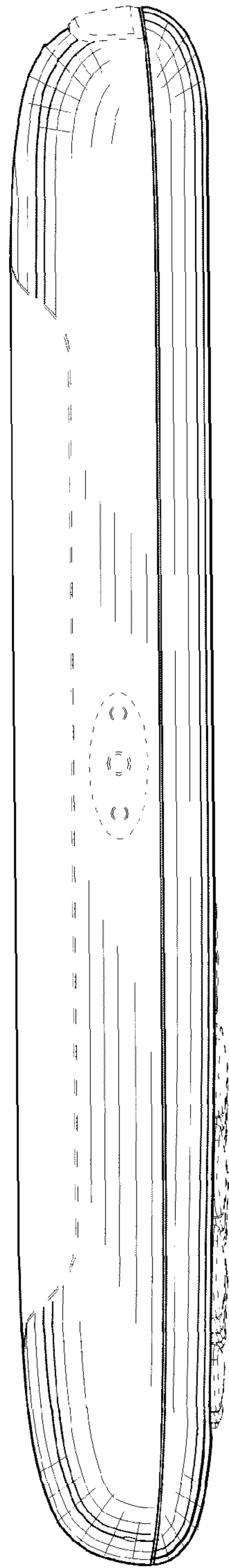


FIG. 5

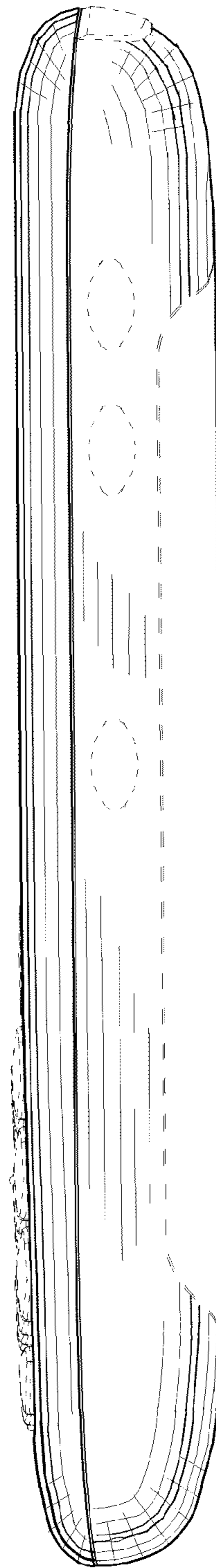


FIG. 6

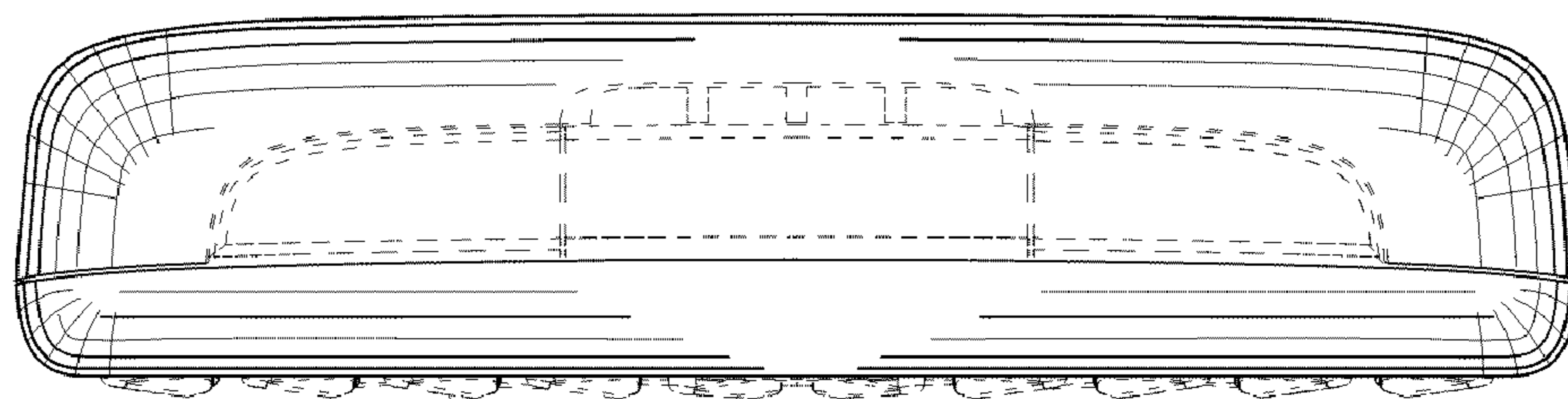


FIG. 7

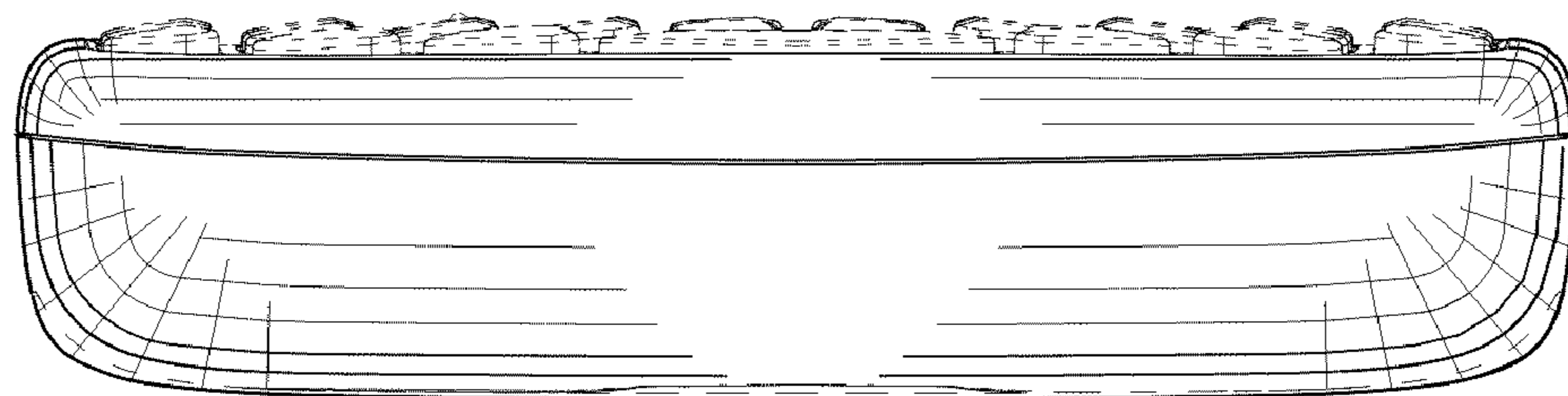


FIG. 8