



US00D641354S

(12) **United States Design Patent**  
**Hsu**

(10) **Patent No.:** **US D641,354 S**

(45) **Date of Patent:** **\*\* Jul. 12, 2011**

(54) **RUGGED HANDHELD DEVICE**

(75) Inventor: **Hsiao-Jung Hsu**, Taipei County (TW)

(73) Assignee: **Getac Technology Corporation**,  
Hsinchu (TW)

(\*\*) Term: **14 Years**

(21) Appl. No.: **29/383,213**

(22) Filed: **Jan. 13, 2011**

**Related U.S. Application Data**

(63) Continuation of application No. 29/351,448, filed on  
Dec. 5, 2009, now Pat. No. Des. 633,089.

(30) **Foreign Application Priority Data**

Sep. 25, 2009 (CN) ..... 2009 3 0237086

(51) **LOC (9) Cl.** ..... **14-02**

(52) **U.S. Cl.** ..... **D14/341; D14/346**

(58) **Field of Classification Search** ..... D14/341-347,  
D14/137, 138, 138.1, 138 AA, 138 R, 138 AB,  
D14/138 AC, 138 AD, 138 C, 138 G, 496,  
D14/203.1, 203.3, 203.4, 203.5, 203.6, 203.7,  
D14/426, 427, 428, 432, 429, 129, 130, 420,  
D14/439-441, 448, 125, 147, 156, 218, 247-248,  
D14/250, 389, 336; D10/65, 104; D18/6-7;  
D21/29, 686, 33, 324, 329, 330; D6/596,  
D6/601, 605; D19/60; 345/169, 901, 905;  
348/169; 361/814; 341/122; 346/173; 379/433.04,  
379/433.07, 433.11, 433.12, 433.13, 910,  
379/916, 433.01, 433.06

See application file for complete search history.

(56) **References Cited**

U.S. PATENT DOCUMENTS

D492,306	S	*	6/2004	Martin et al.	.....	D14/346
D496,366	S	*	9/2004	Croley et al.	.....	D14/429
D522,504	S	*	6/2006	Steiger et al.	.....	D14/347
D531,177	S	*	10/2006	Okanoya et al.	.....	D14/346
D558,776	S	*	1/2008	Croley et al.	.....	D14/453
D571,757	S	*	6/2008	Kesler et al.	.....	D14/137
D581,421	S	*	11/2008	Richardson et al.	.....	D14/440
D583,787	S	*	12/2008	Kim et al.	.....	D14/138 AB
D602,456	S	*	10/2009	Aithal et al.	.....	D14/138 AA
D623,651	S	*	9/2010	Hsu	.....	D14/439
D623,652	S	*	9/2010	Hsu	.....	D14/439
D633,088	S	*	2/2011	Liao	.....	D14/341
D633,089	S	*	2/2011	Hsu	.....	D14/341

\* cited by examiner

*Primary Examiner* — Melanie H Tung

*Assistant Examiner* — Barbara Fox

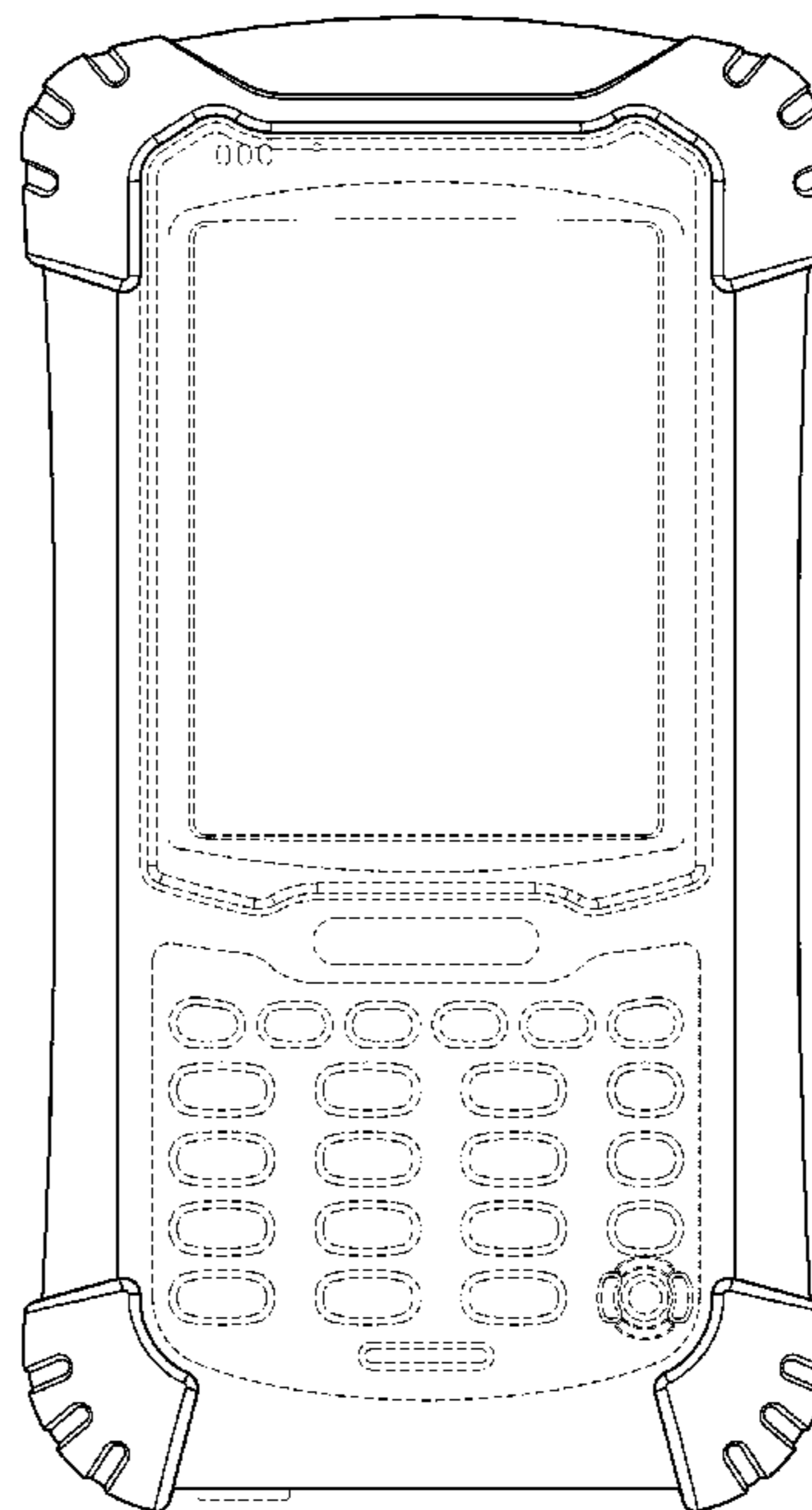
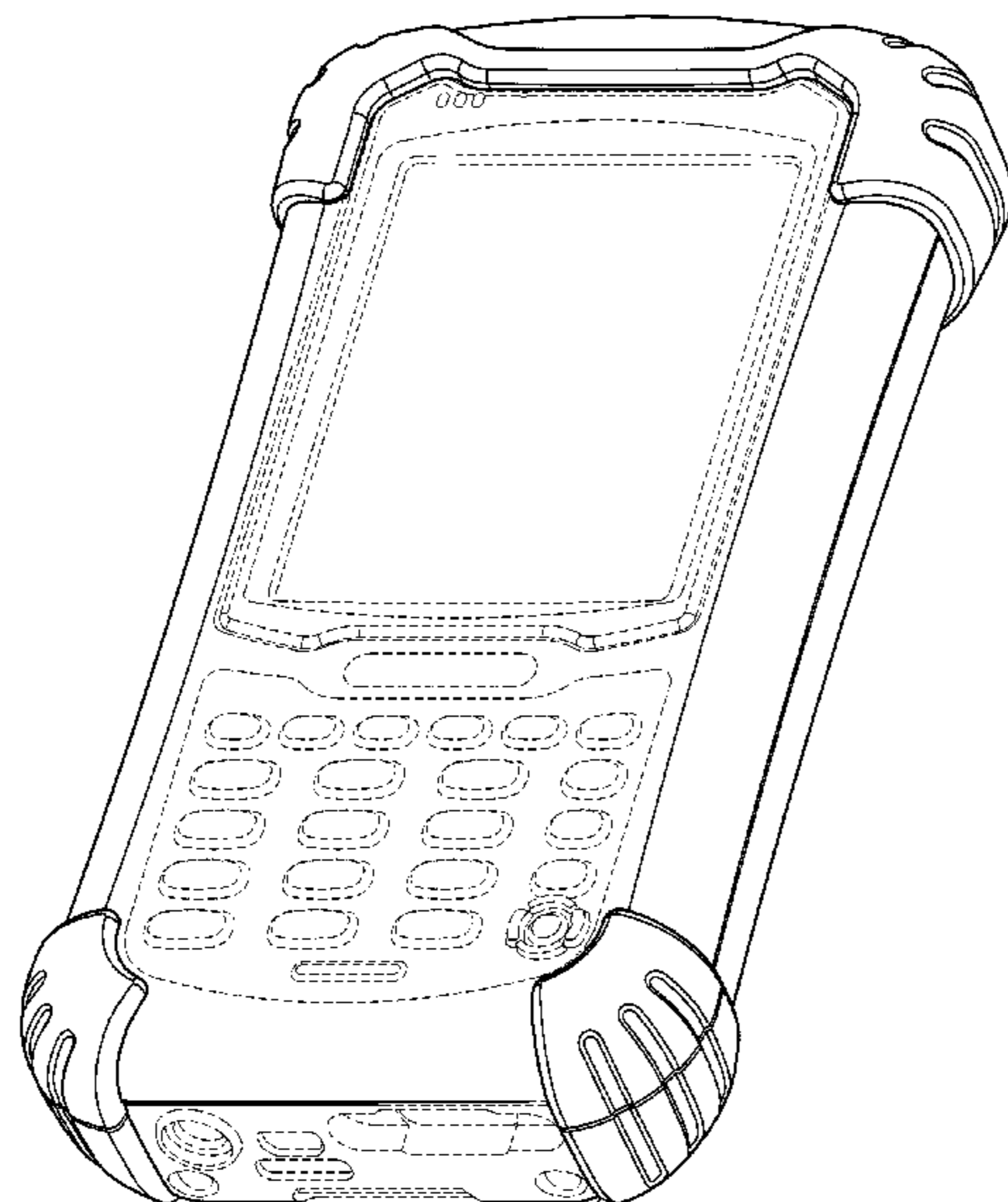
(57) **CLAIM**

The ornamental design for a rugged handheld device, as shown and described.

**DESCRIPTION**

FIG. 1 is a perspective view of a rugged handheld device showing my new design;  
FIG. 2 is a front elevational view thereof;  
FIG. 3 is a rear elevational view thereof;  
FIG. 4 is a left side elevational view thereof;  
FIG. 5 is a right side elevational view thereof;  
FIG. 6 is a top plan view thereof; and,  
FIG. 7 is a bottom plan view thereof.  
The broken line shown in the drawings are for the purpose of illustrating unclaimed portions of the rugged handheld device and form no part of the claimed design.

**1 Claim, 5 Drawing Sheets**



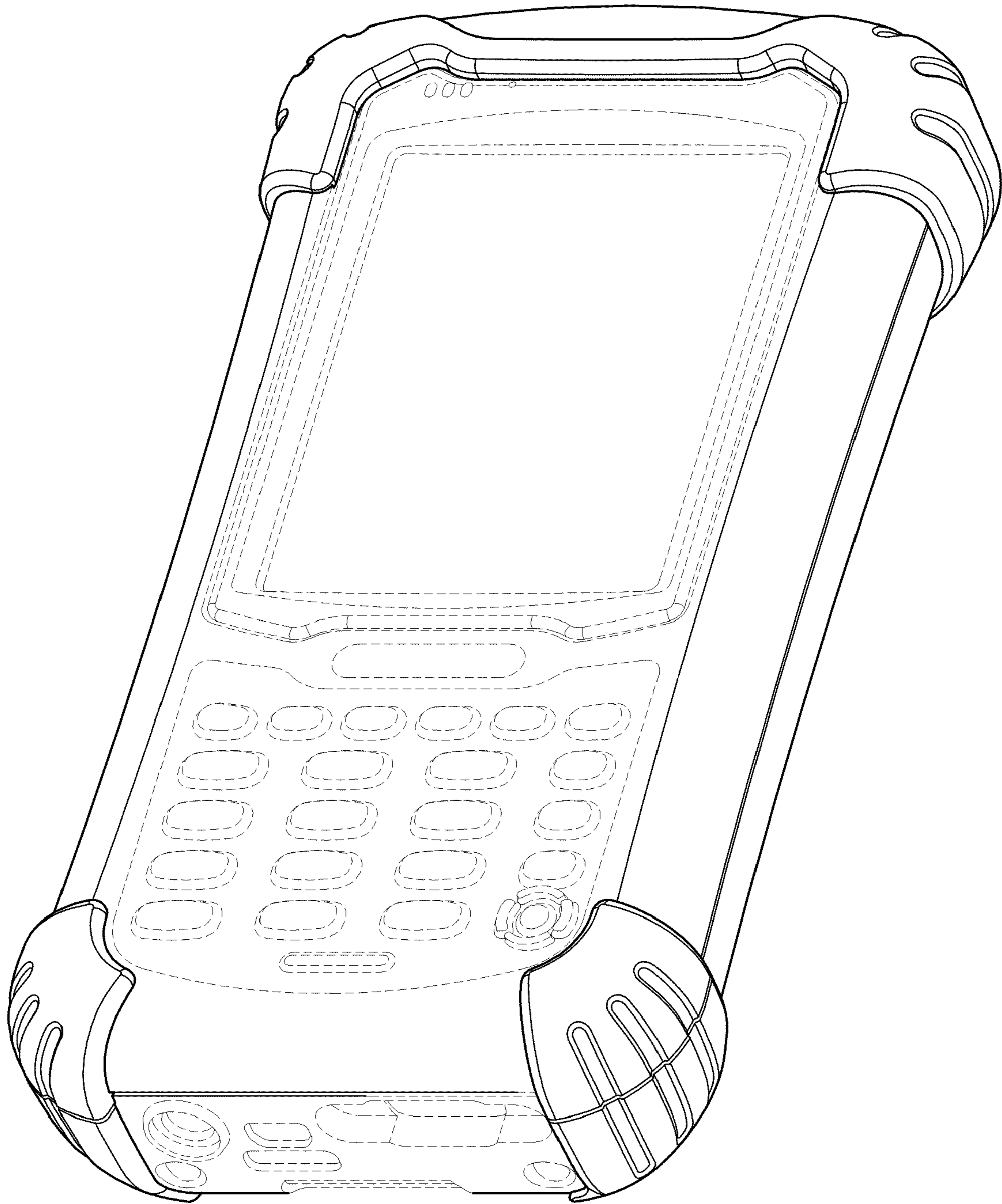


FIG. 1

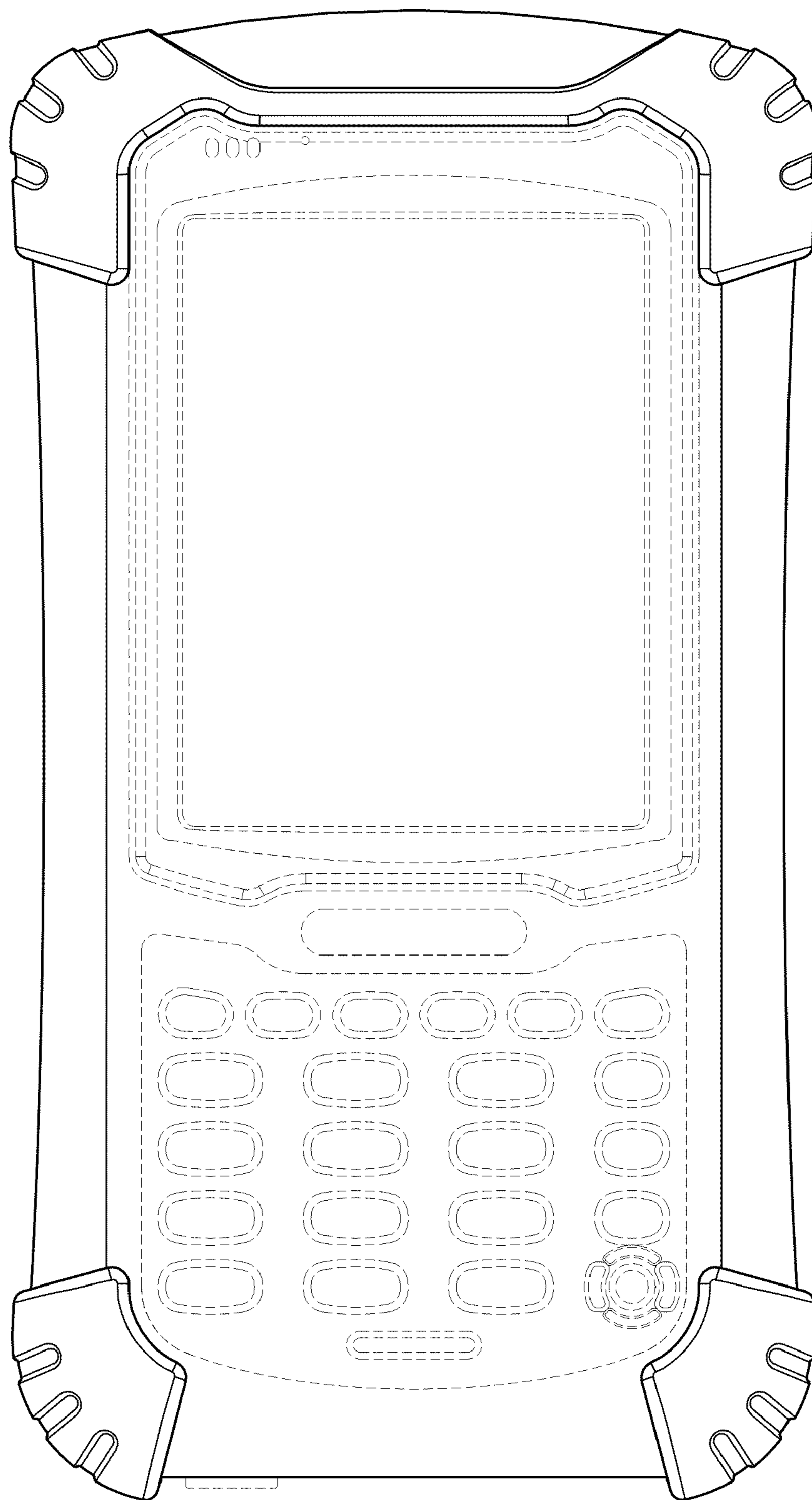


FIG.2



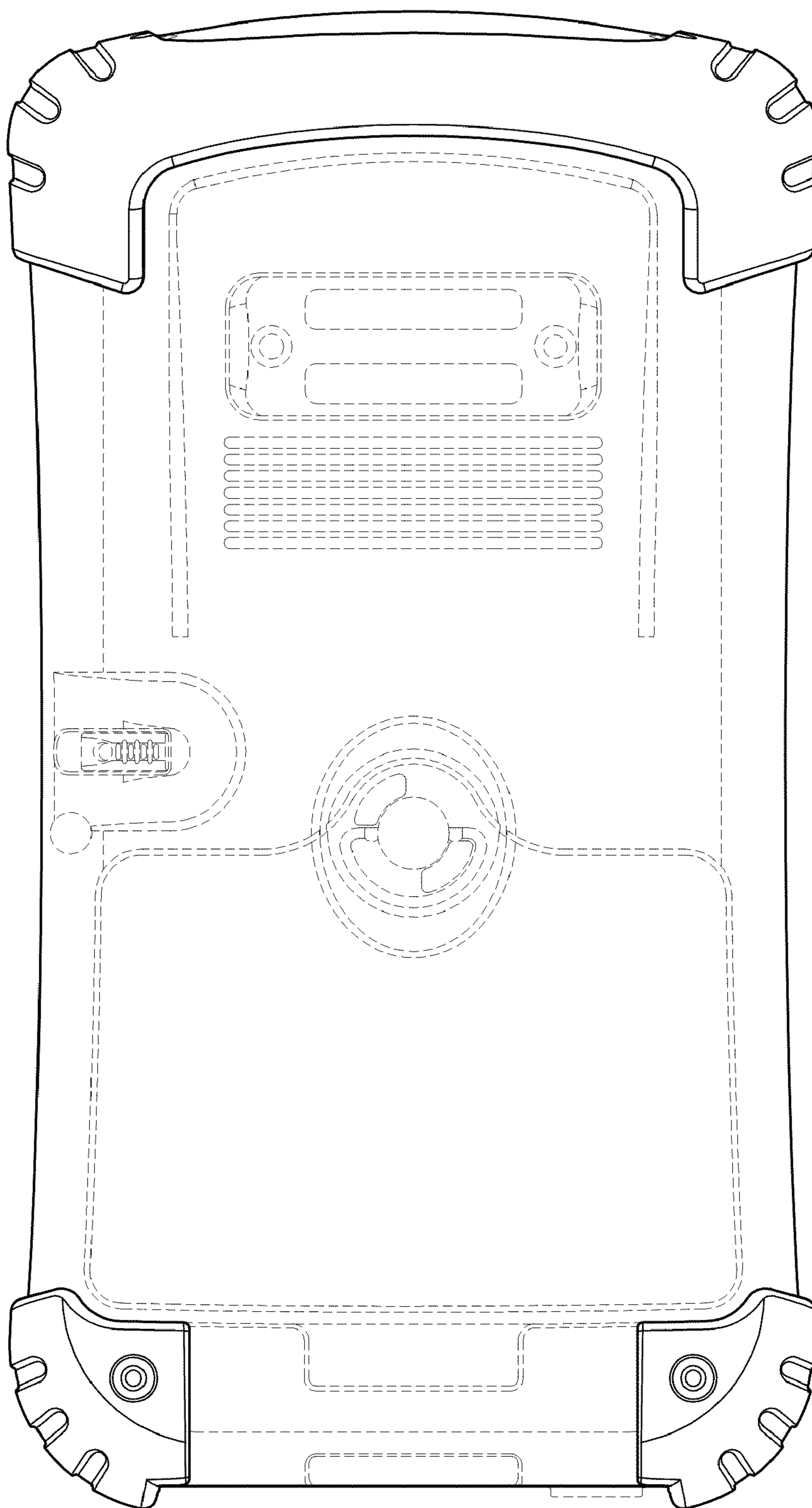


FIG.3

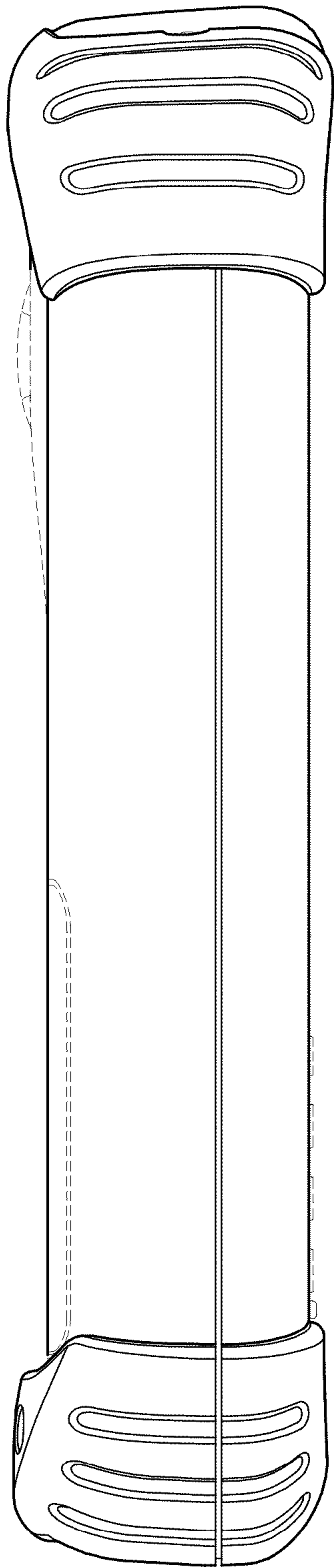


FIG.4

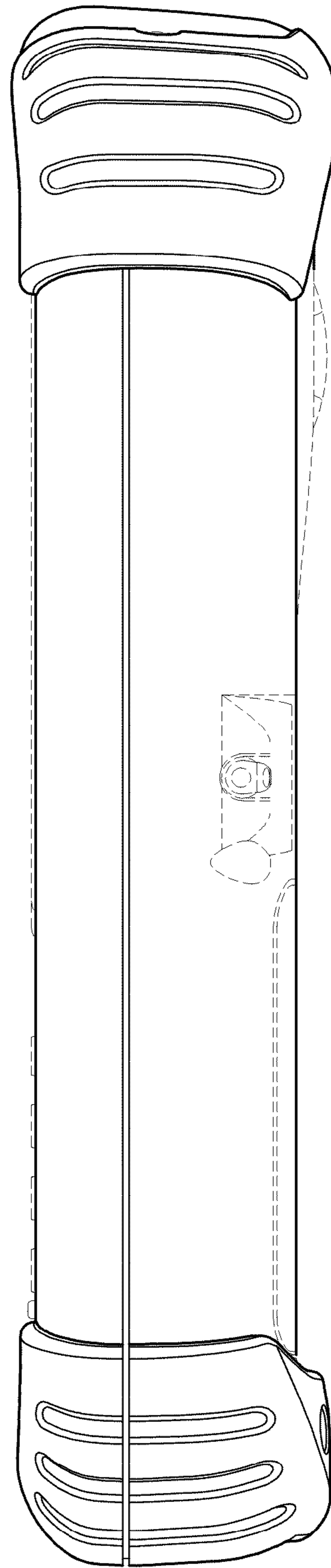


FIG.5




FIG. 6

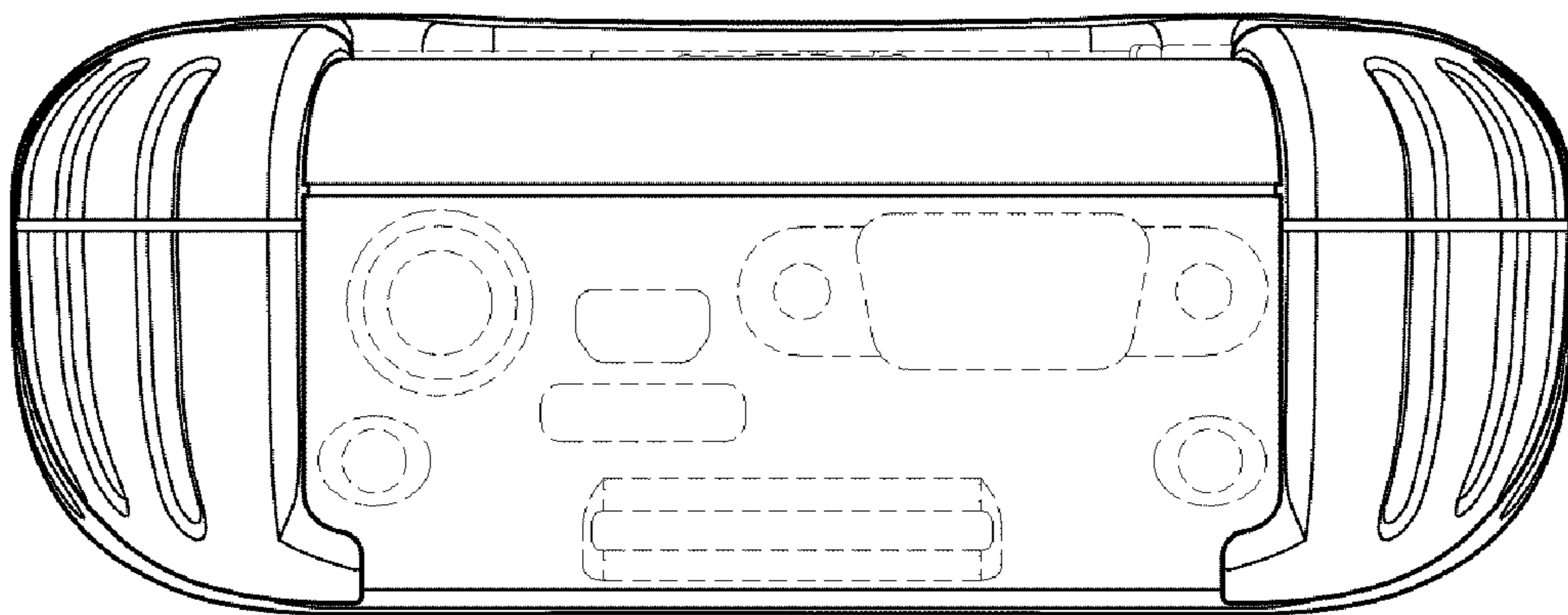


FIG. 7