



US00D641345S

(12) **United States Design Patent**
Gonzalez

(10) **Patent No.:** **US D641,345 S**

(45) **Date of Patent:** **** Jul. 12, 2011**

(54) **HANDHELD ELECTRONIC DEVICE COVER**

(76) Inventor: **Leslie A. Gonzalez**, San Antonio, TX
(US)

(**) Term: **14 Years**

(21) Appl. No.: **29/349,467**

(22) Filed: **Apr. 6, 2010**

(51) **LOC (9) Cl.** **14-03**

(52) **U.S. Cl.** **D14/250**

(58) **Field of Classification Search** D14/140,
D14/142, 167, 217, 218, 240, 242, 248, 250-253,
D14/299, 341-347, 440; D3/200-201, 215,
D3/218-219, 226, 228, 269, 301, 272-273,
D3/276, 294; 220/4.02; 224/191, 240, 241,
224/245, 682-683; 248/206.2, 206.4, 220.21,
248/279.1, 309.1; 361/679.3, 679.56; 379/420.04,
379/433.11, 446-447, 454, 455; 455/575.1,
455/575.6, 575.7, 575.8, 575.9; 190/100;
206/305, 320; D13/103, 107-108, 119; D4/137;
D32/40, 42

See application file for complete search history.

(56) **References Cited**

U.S. PATENT DOCUMENTS

D392,079 S * 3/1998 Omerza D32/52
D406,681 S * 3/1999 Kelly et al. D32/40
D473,027 S * 4/2003 Pecaut D32/40
D509,935 S * 9/2005 Burt D32/40

D548,414 S * 8/2007 Akin et al. D32/40
D606,751 S * 12/2009 Andre et al. D3/269
D612,990 S * 3/2010 Forman D28/8.1
D619,361 S * 7/2010 Andre et al. D3/269
D623,179 S * 9/2010 Richardson et al. D14/250

* cited by examiner

Primary Examiner — Ian Simmons

Assistant Examiner — Charles D Hanson

(74) *Attorney, Agent, or Firm* — Wayne J. Colton, Inc.

(57) **CLAIM**


The ornamental design for a handheld electronic device cover, as shown and described.

DESCRIPTION

FIG. 1 is a front perspective view of a handheld electronic device cover, showing my new design;
FIG. 2 is a rear perspective view thereof;
FIG. 3 is a top plan view thereof;
FIG. 4 is a front elevational view thereof;
FIG. 5 is a right side elevational view thereof;
FIG. 6 is a rear elevational view thereof;
FIG. 7 is a left side elevational view thereof; and,
FIG. 8 is a bottom plan view thereof.

The broken line showing in FIGS. 1 through 3, 5 and 8 is for illustrative purposes only and forms no part of the claimed design.

1 Claim, 3 Drawing Sheets






Fig. 1

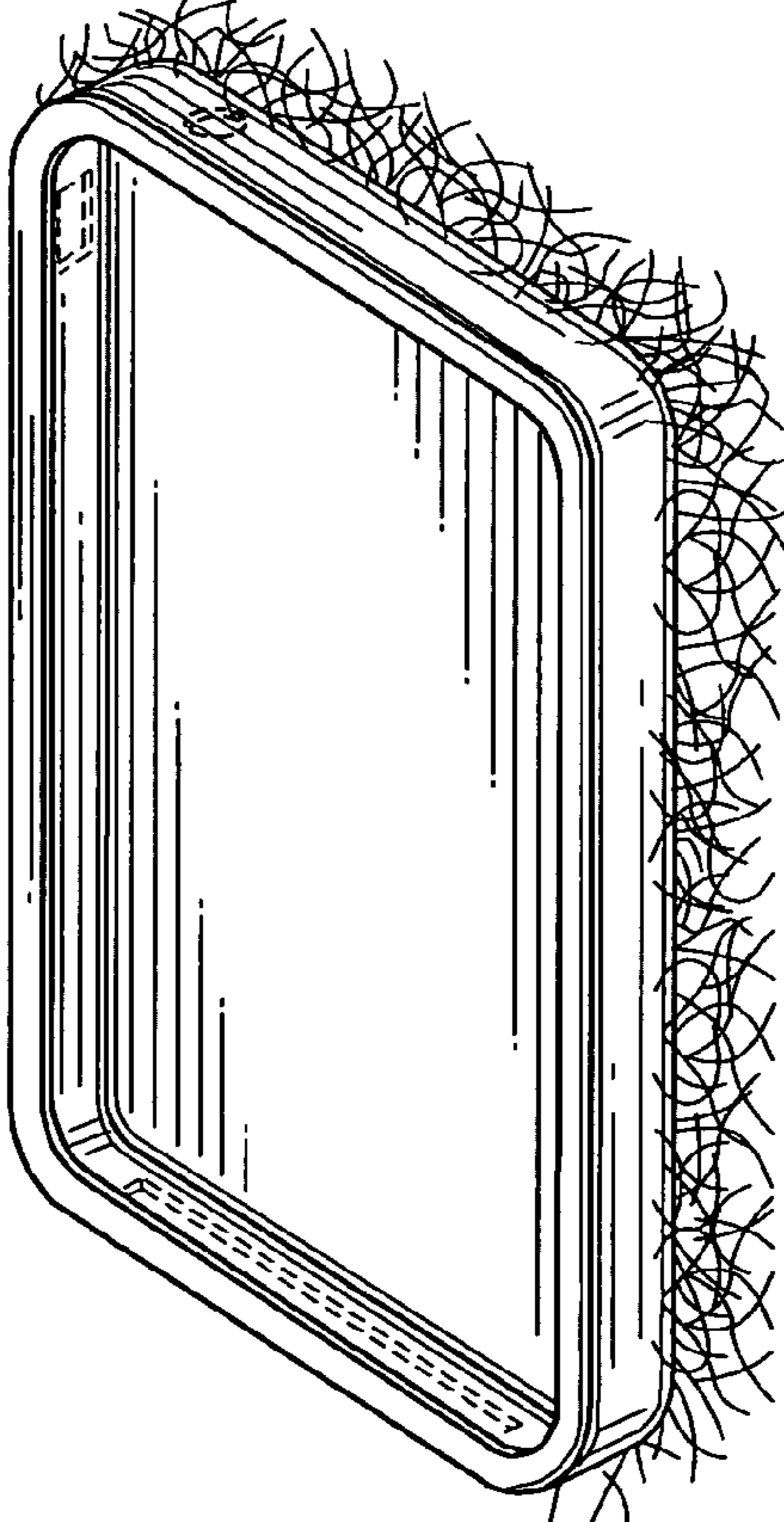


Fig. 2




Fig. 3




Fig. 4




Fig. 5

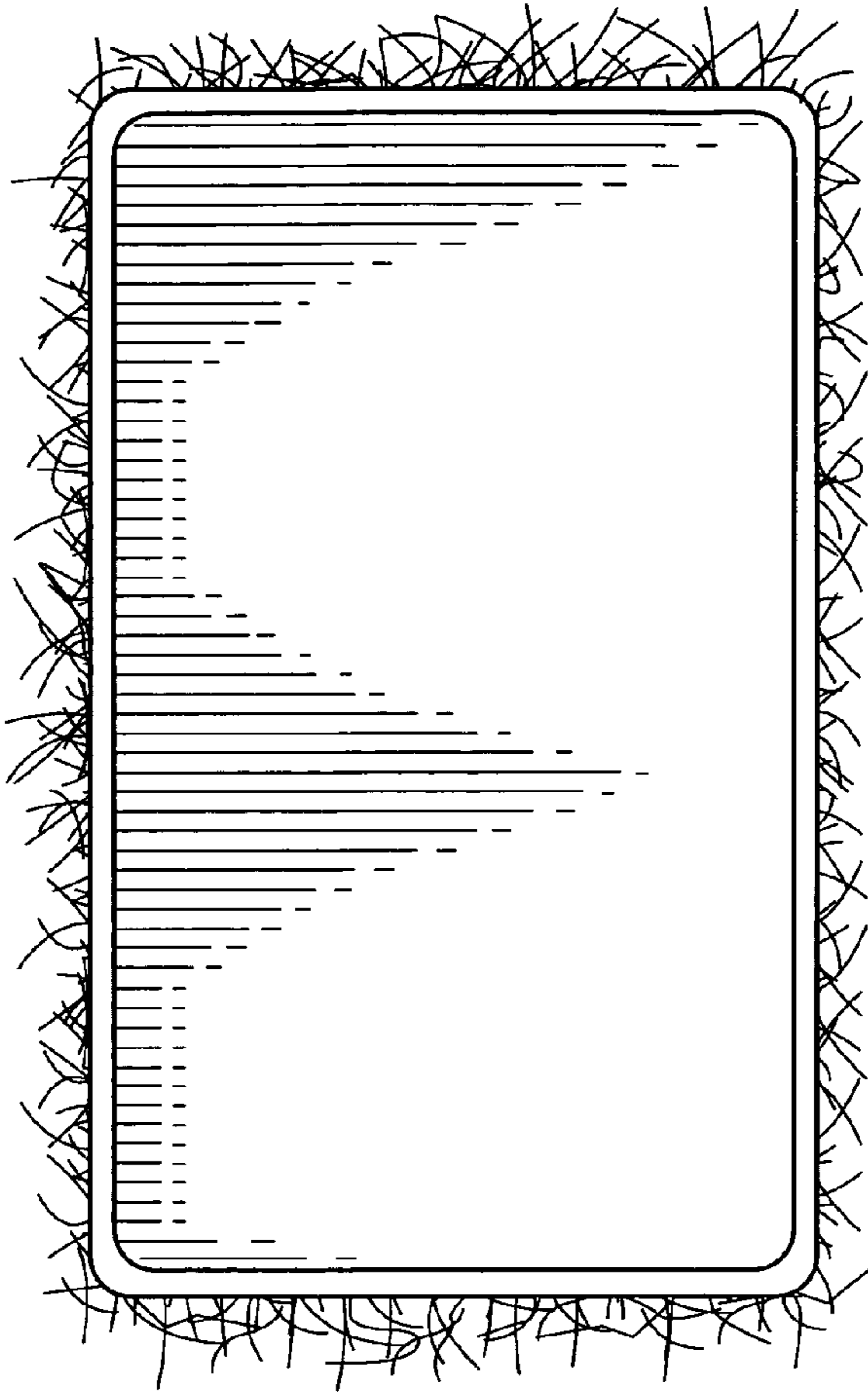


Fig. 6




Fig. 7




Fig. 8