



US00D641344S

(12) **United States Design Patent**  
**Thomas et al.**

(10) **Patent No.:** **US D641,344 S**  
(45) **Date of Patent:** **\*\* Jul. 12, 2011**

(54) **HEAT, WATER, AND SHOCK RESISTANT  
COMBINATION RADIO MODEM AND  
AMPLIFIER**

(75) Inventors: **E. Alex Thomas**, Morgan Hill, CA (US);  
**Charles Branch**, Sunnyvale, CA (US)

(73) Assignee: **Trimble Navigation Limited**,  
Sunnyvale, CA (US)

(\*\*) Term: **14 Years**

(21) Appl. No.: **29/361,720**

(22) Filed: **May 13, 2010**

(51) **LOC (9) Cl.** ..... **14-03**

(52) **U.S. Cl.** ..... **D14/242; D14/240**

(58) **Field of Classification Search** ..... D14/240-242,  
D14/356-358, 140.1-140.6, 140, 155, 159,  
D14/141.1-141.3, 137, 149, 150, 349, 351,  
D14/348, 353-355, 170-171, 225, 217, 125,  
D14/352, 363, 370, 411, 433, 435.1, 436,  
D14/188, 196; D13/184, 133, 152; 455/550.1;  
361/679.4, 679.56, 679.03, 679.26; 340/7.54;  
439/717, 131, 135-147; 370/315; 375/311;  
710/300, 301

See application file for complete search history.

(56) **References Cited**

**U.S. PATENT DOCUMENTS**

D202,109 S *	8/1965	de Kam	.....	D14/137
D225,650 S *	12/1972	Mulholland	.....	D14/242
D254,960 S *	5/1980	Helm	.....	D10/98
D264,845 S *	6/1982	Hellwig	.....	D14/240
D267,249 S *	12/1982	Fukushima et al.	.....	D14/138 R
D312,635 S *	12/1990	Culbertson	.....	D14/138 R
D350,544 S *	9/1994	Sakuta et al.	.....	D14/240
D358,395 S *	5/1995	Heidorn et al.	.....	D14/242
D386,151 S *	11/1997	Werse	.....	D14/358
D436,350 S *	1/2001	Cowan et al.	.....	D14/188
D437,304 S *	2/2001	Cowan et al.	.....	D14/188
D451,896 S *	12/2001	Kim	.....	D14/137
D461,798 S *	8/2002	Nagase	.....	D14/240
D461,799 S *	8/2002	Nagase	.....	D14/240

D483,024 S *	12/2003	Sanchez et al.	.....	D14/155
D490,786 S *	6/2004	Richards et al.	.....	D14/137
D497,318 S *	10/2004	Strand et al.	.....	D10/104
6,907,230 B2 *	6/2005	Sit et al.	.....	455/90.3
D575,775 S *	8/2008	Sekine	.....	D14/242
D579,912 S *	11/2008	Lamason	.....	D14/159
D589,490 S *	3/2009	Thusbass	.....	D14/155
D601,551 S *	10/2009	Ray et al.	.....	D14/240
D620,486 S *	7/2010	Branch et al.	.....	D14/242

**OTHER PUBLICATIONS**

Field configurator and USB-HART modem (2 in 1), alibaba.com, posting date not given, [online], [site visited Feb. 28, 2011]. Available from Internet ,<URL: <http://au.alibaba.com/product/110718018-Field-configurator-and-USB-HART-modem.html>>.\*

\* cited by examiner

*Primary Examiner* — Jeff D Asch

(57) **CLAIM**

We claim the ornamental design for a heat, water, and shock resistant combination radio modem and amplifier, as shown and described.

**DESCRIPTION**

FIG. 1 is an upper right front perspective view of a heat, water, and shock resistant combination radio modem and amplifier showing new design, features shown in broken line are for illustrative purposes only and form no part of the claimed design;

FIG. 2 is a front plan view thereof;

FIG. 3 is a right side elevational view thereof;

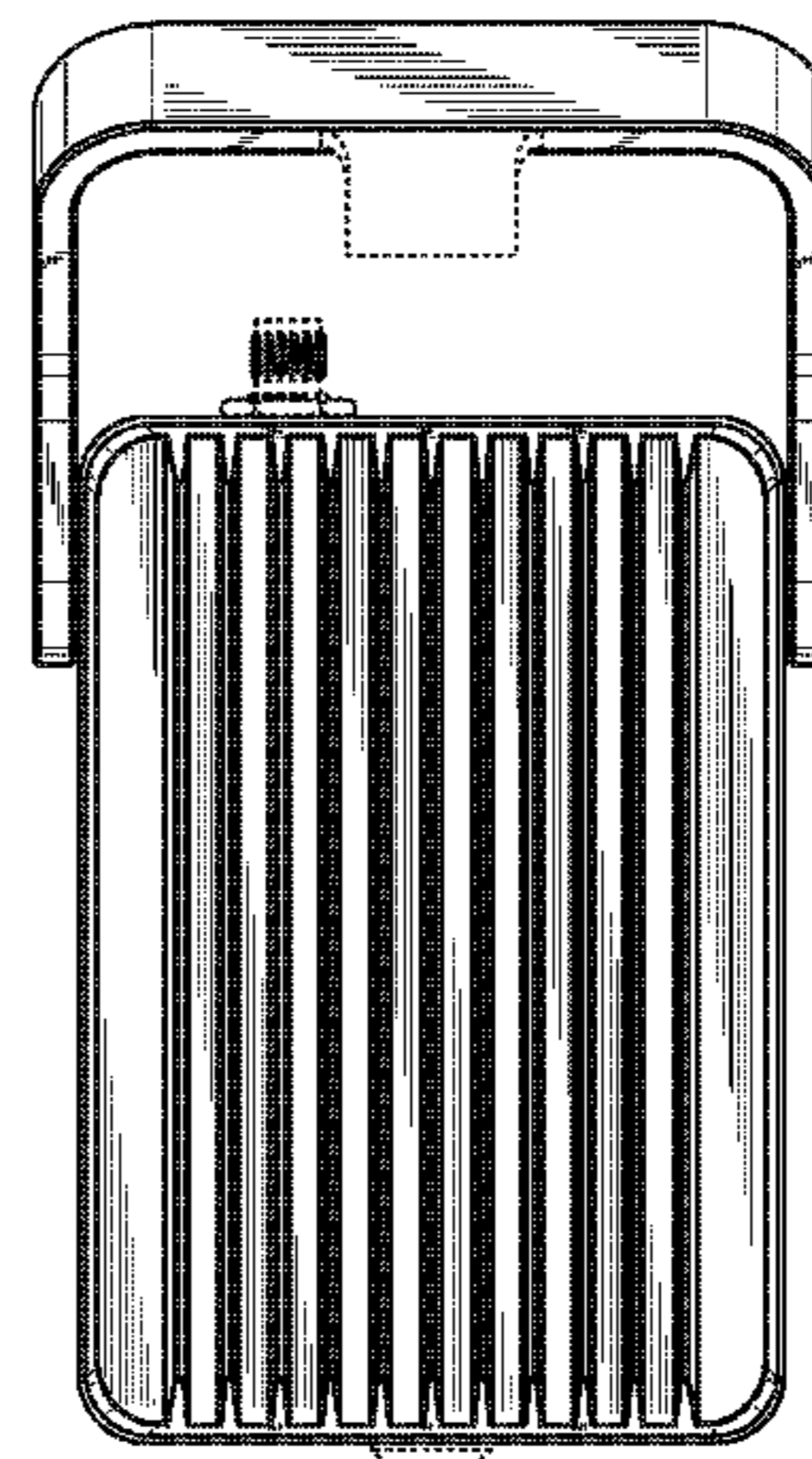
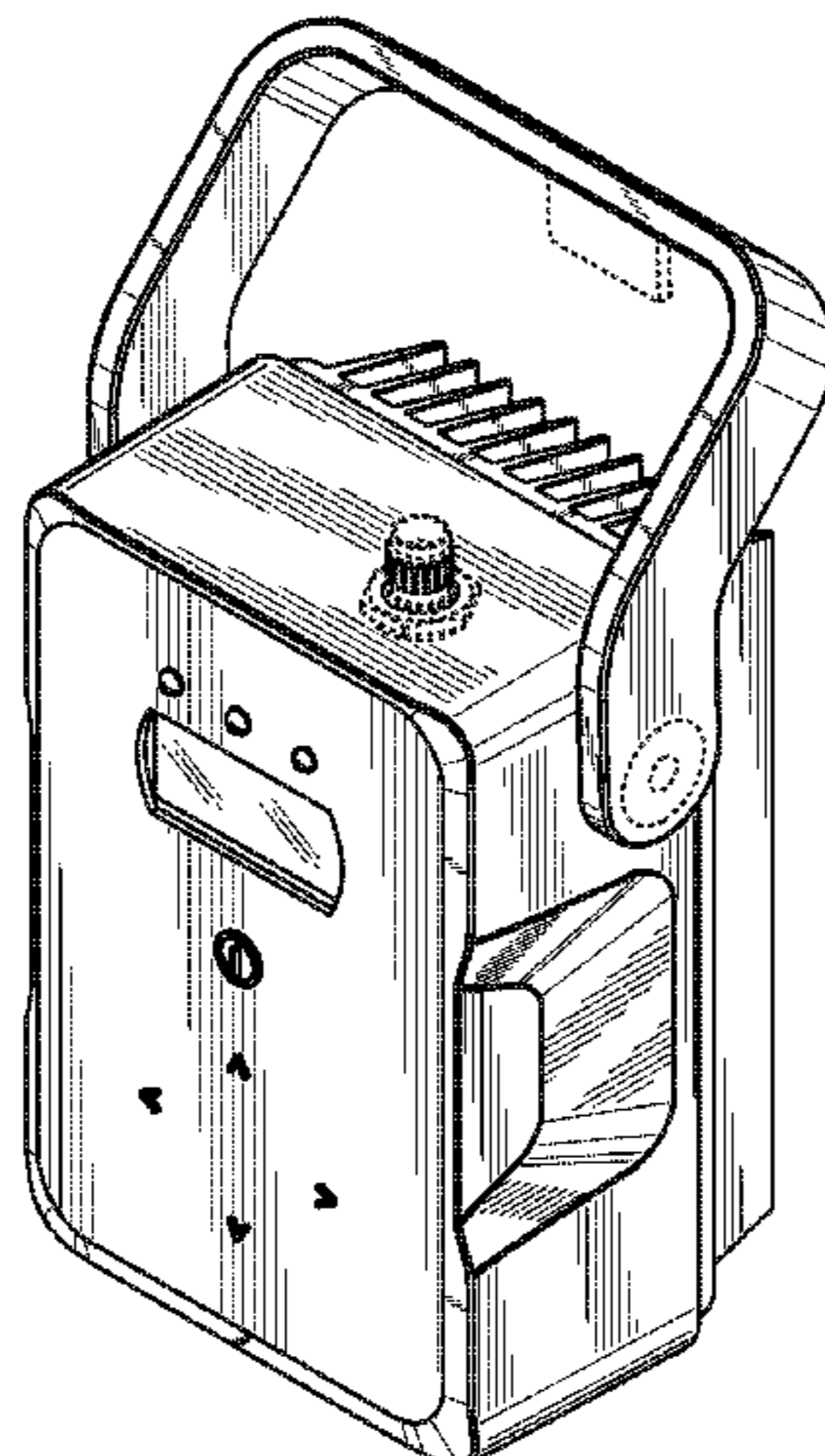
FIG. 4 is a rear plan view thereof;

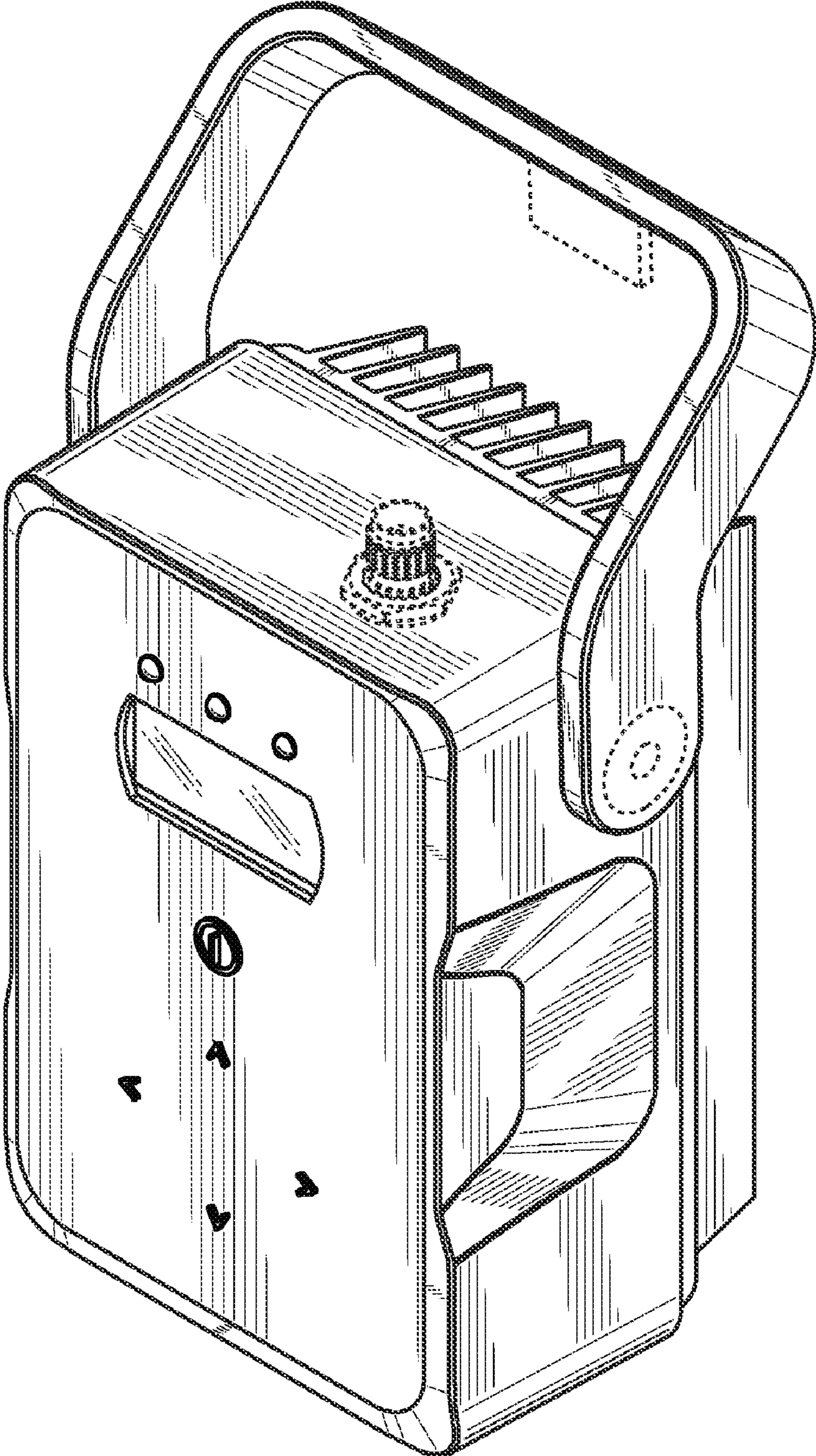
FIG. 5 is a top plan view thereof; and,

FIG. 6 is a bottom plan view thereof.

The broken lines shown throughout the views that are immediately adjacent to the shaded areas, and define unshaded regions, represent the bounds of the claimed design, while all other broken lines are directed to environment and are for illustrative purposes only; the broken lines form no part of the claimed design.

**1 Claim, 3 Drawing Sheets**





**FIG. 1**

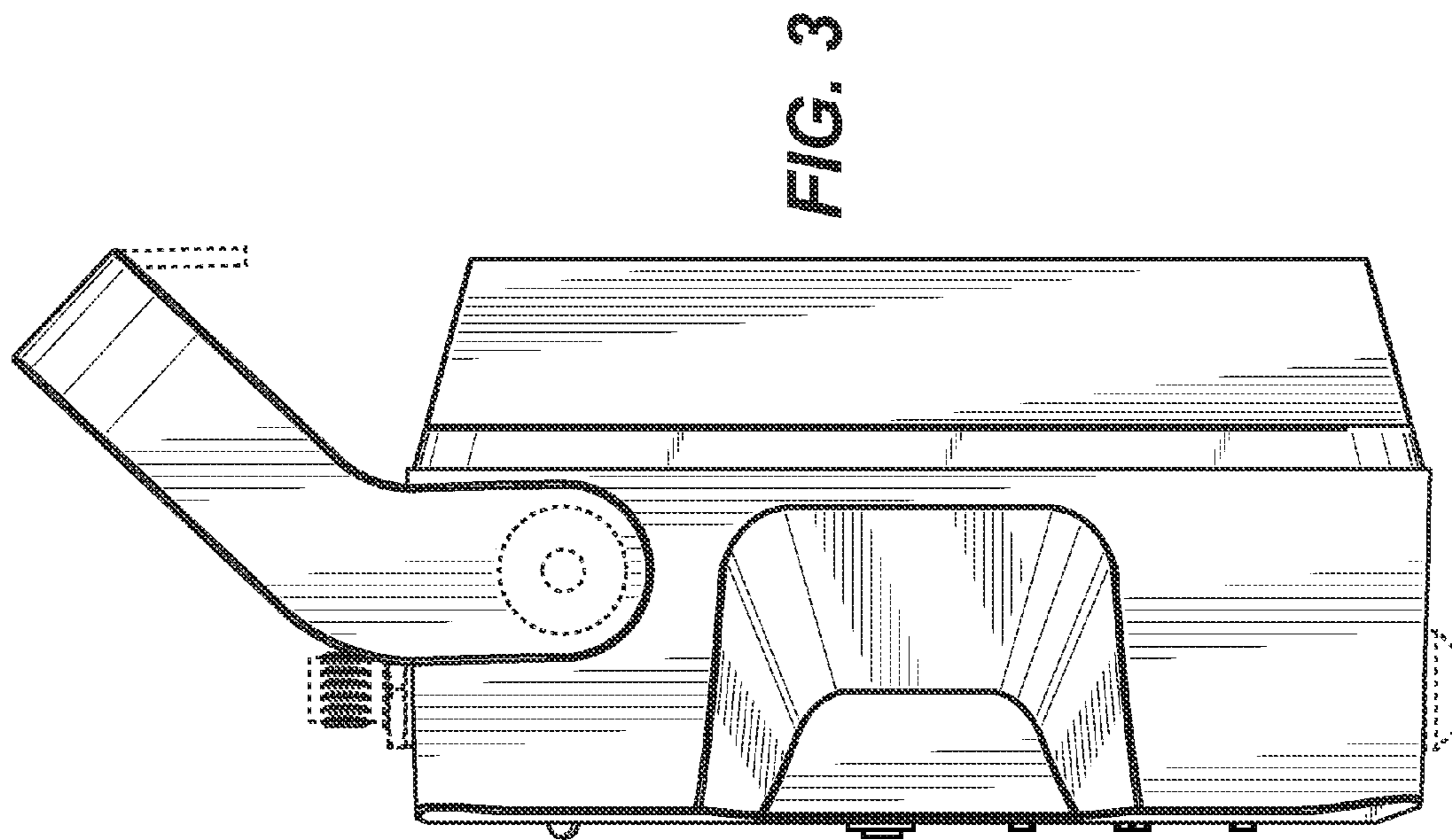


FIG. 3

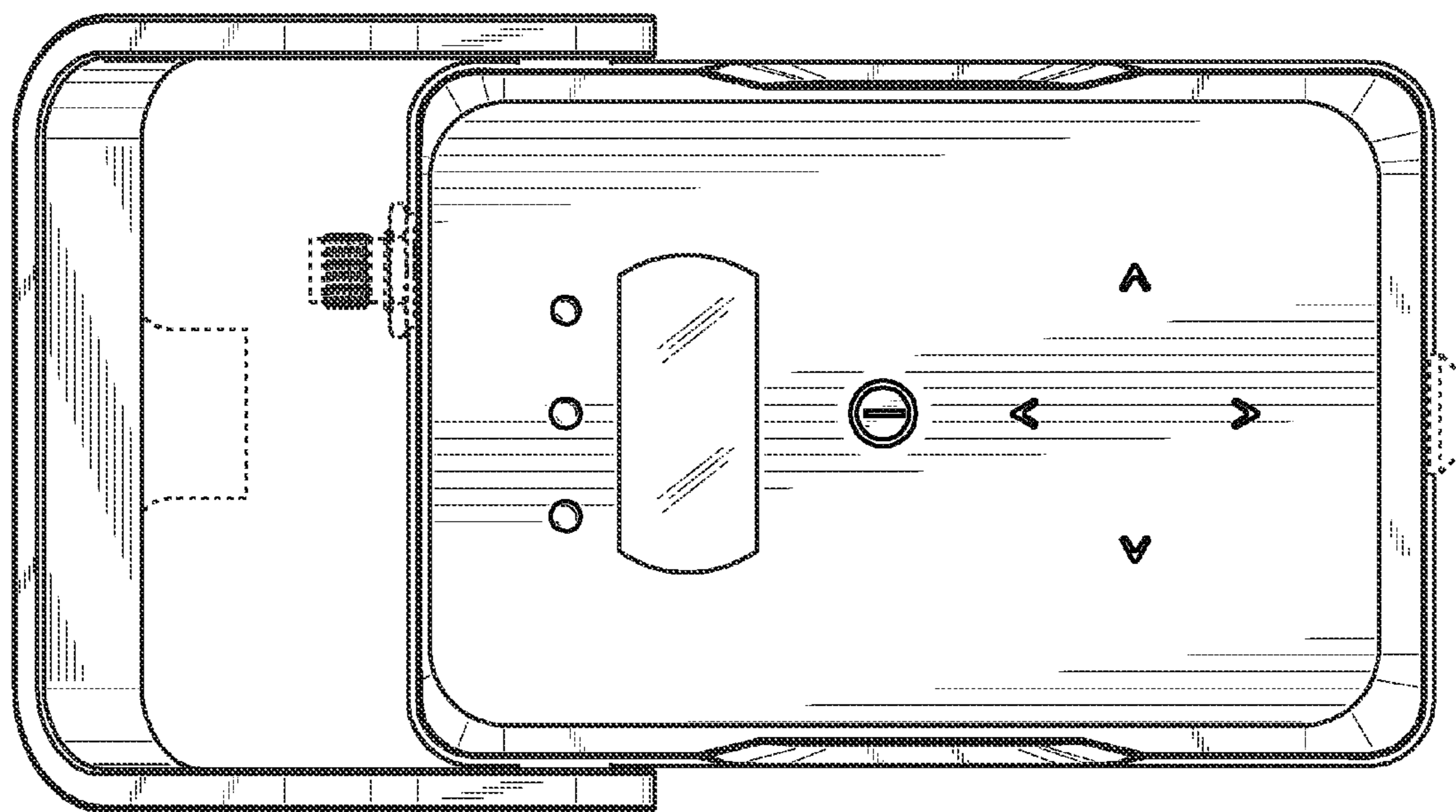


FIG. 2

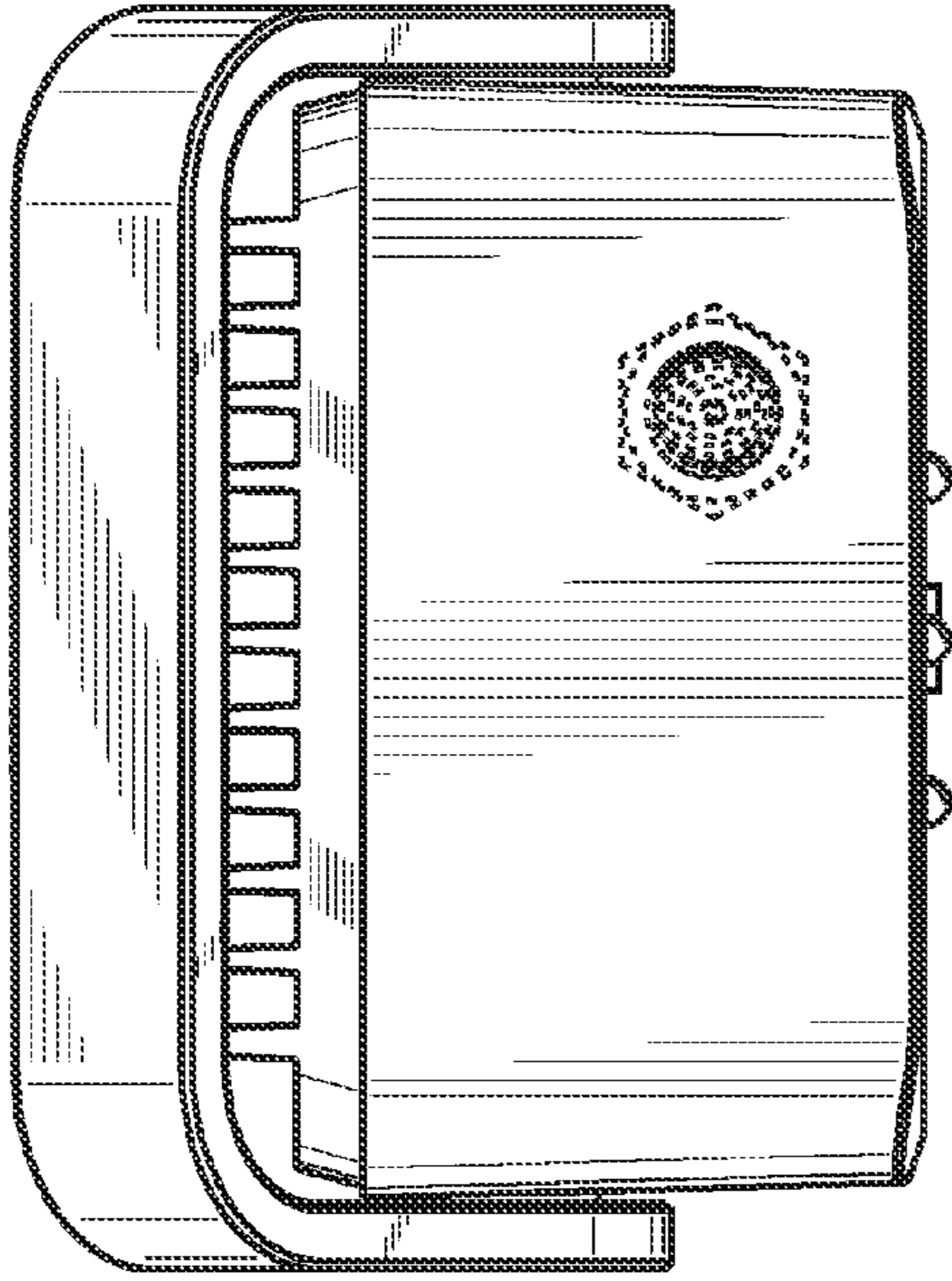


FIG. 5

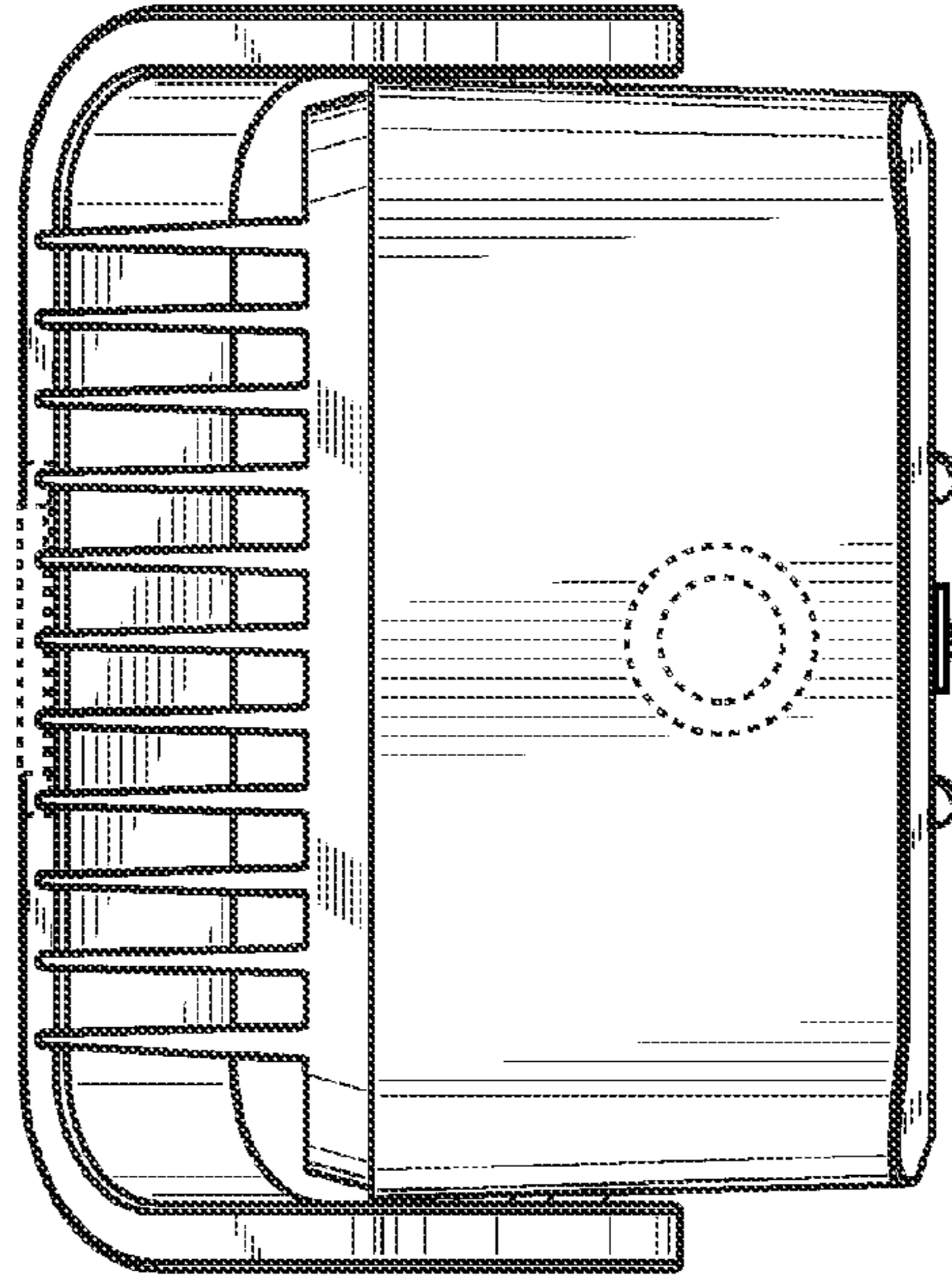


FIG. 6

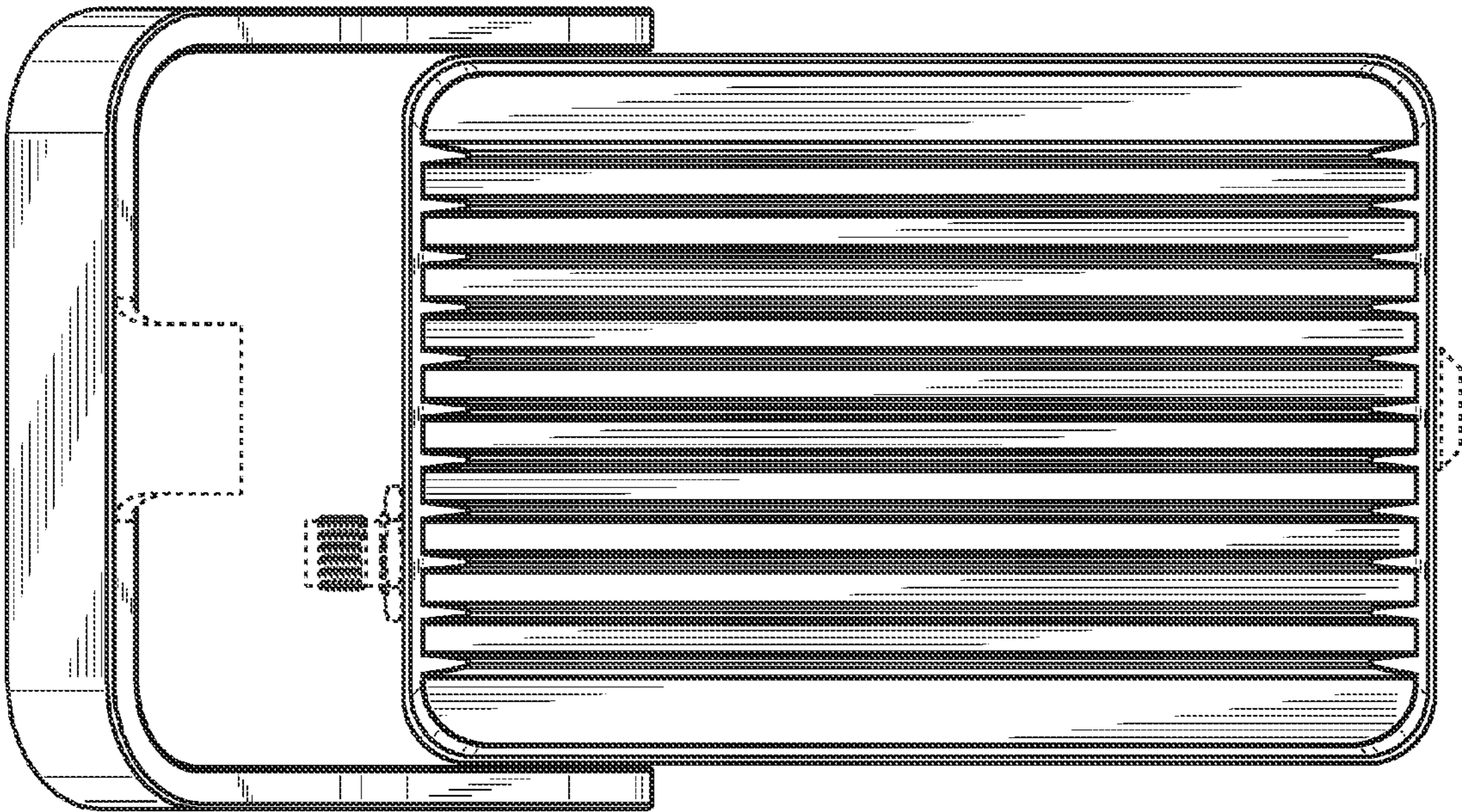


FIG. 4