



US00D641339S

(12) **United States Design Patent**
Miller

(10) **Patent No.:** **US D641,339 S**
(45) **Date of Patent:** **** Jul. 12, 2011**

(54) **SPEAKER**
(75) Inventor: **Joel H. Miller**, Westborough, MA (US)
(73) Assignee: **Bose Corporation**, Framingham, MA (US)

D512,988 S 12/2005 Green
D563,386 S * 3/2008 Foster D14/214
D572,704 S * 7/2008 Chang D14/214
D575,272 S * 8/2008 Shih et al. D14/214
D578,107 S * 10/2008 Shimizu D14/214

* cited by examiner

(**) Term: **14 Years**

Primary Examiner — Nanda Bondade

(21) Appl. No.: **29/362,150**

(22) Filed: **May 20, 2010**

(51) **LOC (9) Cl.** **14-01**

(52) **U.S. Cl.** **D14/214**

(58) **Field of Classification Search** D14/204,
D14/210–214, 172; 181/143–144, 147–148,
181/150–153, 157, 198–199; 381/300–303,
381/306, 332–333, 336, 345, 361–364, 386–388
See application file for complete search history.

(57) **CLAIM**

The ornamental design for a speaker, substantially as shown and described.

DESCRIPTION

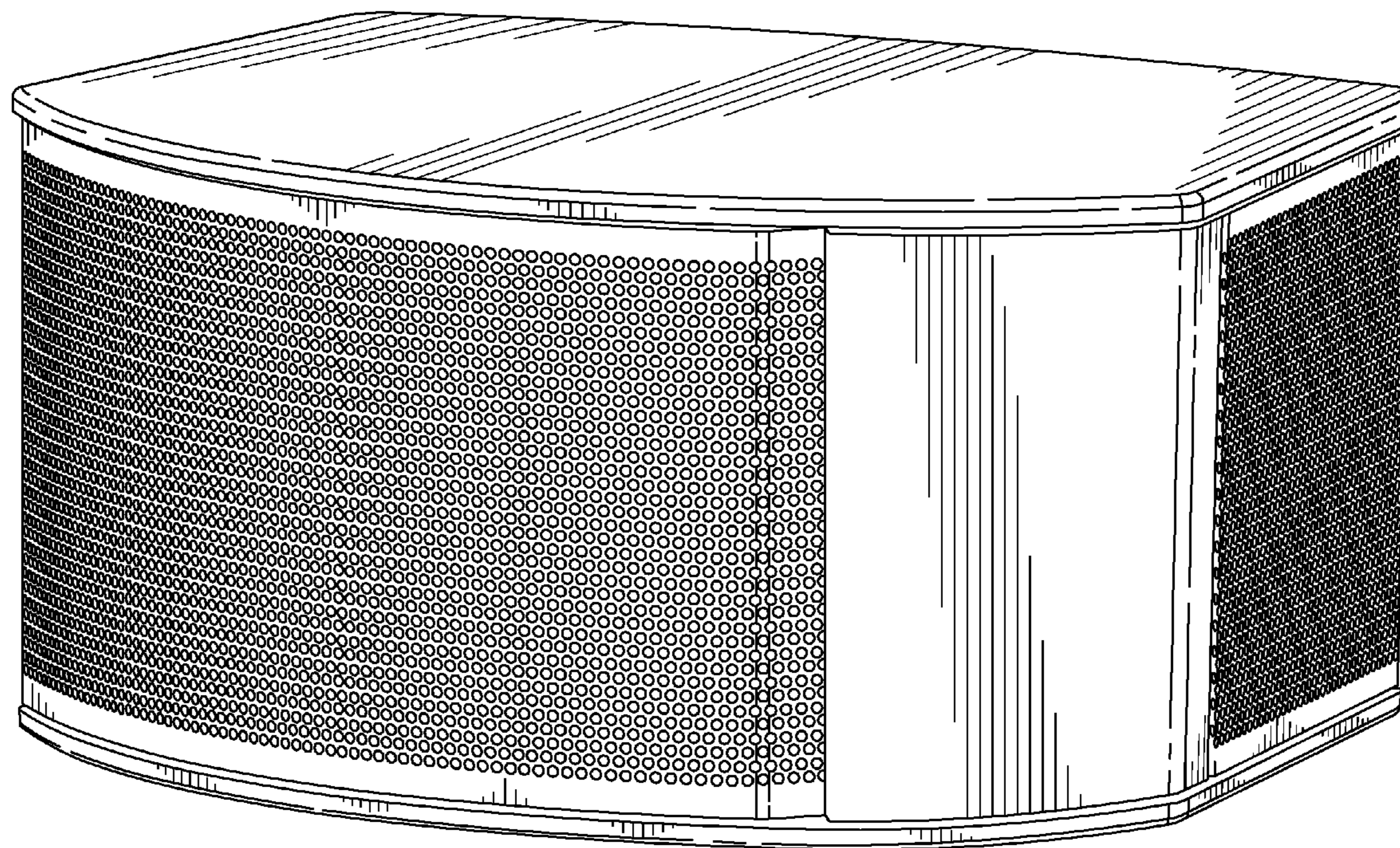
FIG. 1 is a perspective view of a speaker as seen from the front, top and right side;
FIG. 2 is a front view thereof;
FIG. 3 is a rear view thereof;
FIG. 4 is a left side view thereof;
FIG. 5 is a right side view thereof;
FIG. 6 is a top view thereof; and,
FIG. 7 is a bottom view thereof.

(56) **References Cited**

U.S. PATENT DOCUMENTS

D482,344 S 11/2003 Green
D484,484 S 12/2003 Green
D508,041 S 8/2005 Carbone et al.

1 Claim, 7 Drawing Sheets



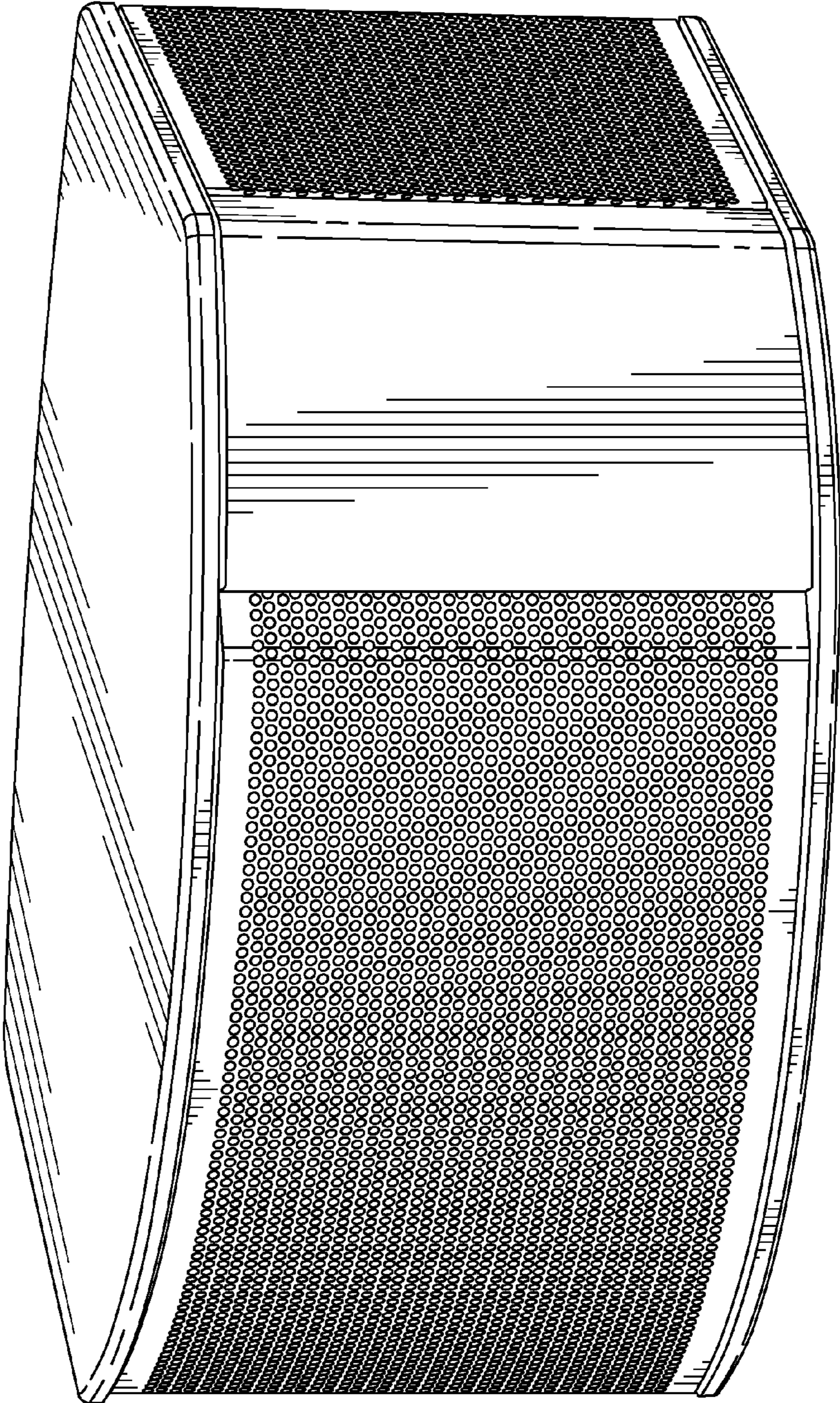


FIG. 1




FIG. 2




FIG. 3




FIG. 4




FIG. 5

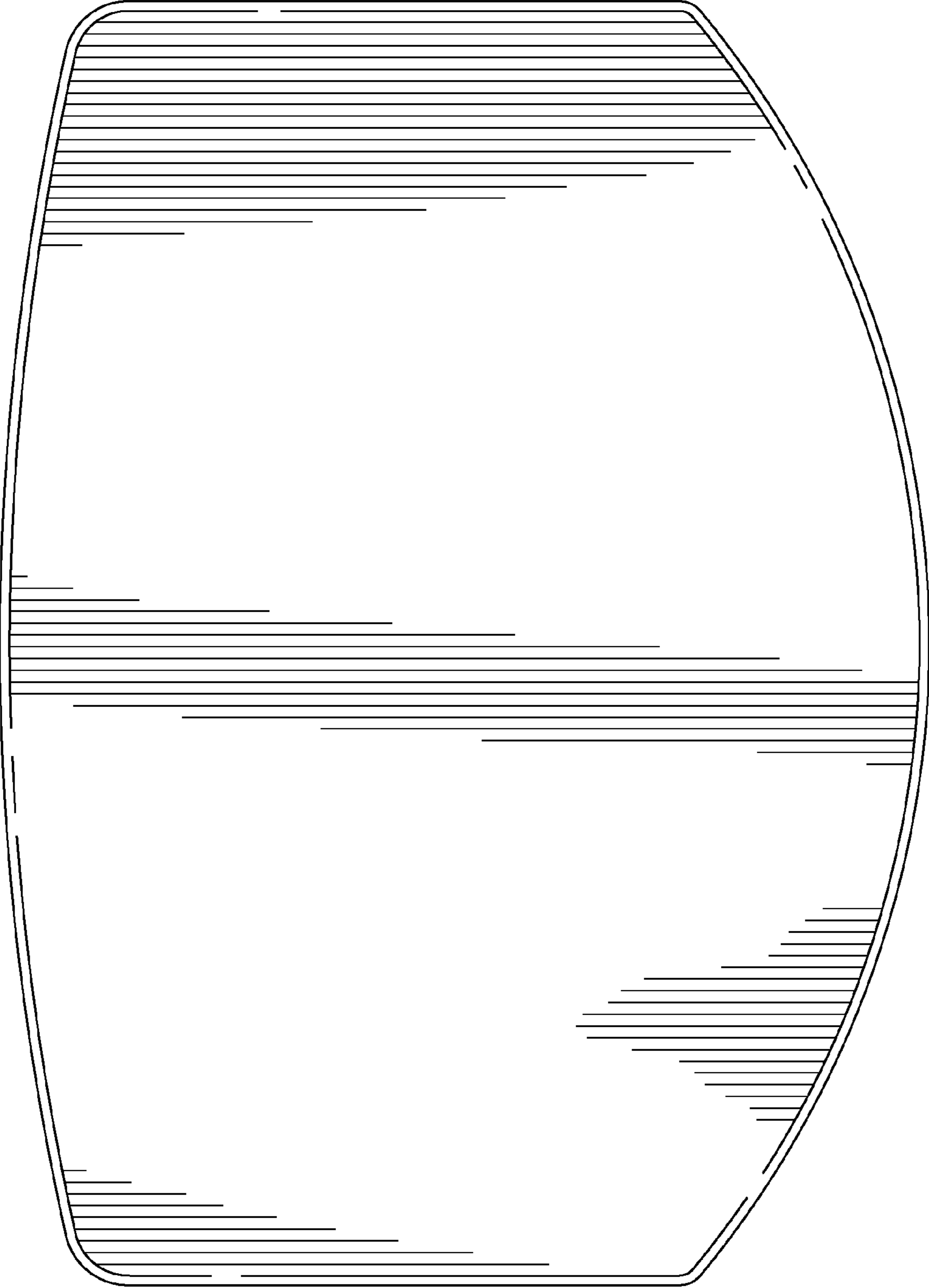


FIG. 6

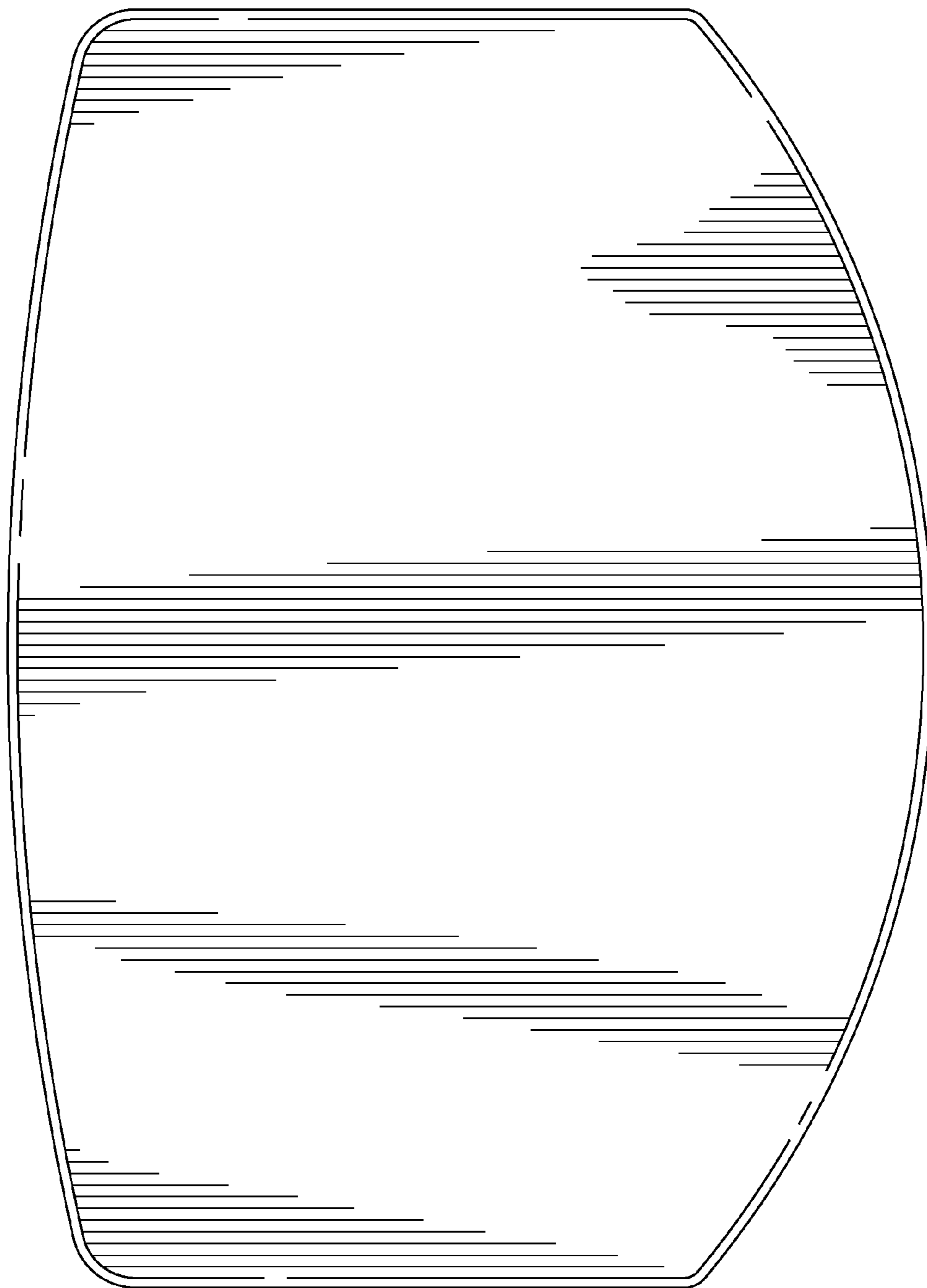


FIG. 7