



US00D641333S

(12) **United States Design Patent**
Lee et al.

(10) **Patent No.:** **US D641,333 S**
(45) **Date of Patent:** **** Jul. 12, 2011**

(54) **MOBILE PHONE**

(75) Inventors: **Ji-Young Lee**, Seoul (KR); **Min-Hyouk Lee**, Seoul (KR)

(73) Assignee: **Samsung Electronics Co., Ltd.**, Suwon-Si (KR)

(**) Term: **14 Years**

(21) Appl. No.: **29/379,109**

(22) Filed: **Nov. 15, 2010**

(30) **Foreign Application Priority Data**

Sep. 9, 2010 (KR) 30-2010-0039798

(51) **LOC (9) Cl.** **14-03**

(52) **U.S. Cl.** **D14/138 AA**

(58) **Field of Classification Search** D14/138 AA, D14/496, 341, 345, 346, 203.3, 203.4, 203.7, D14/138 AD, 138 R, 147, 218, 137; 455/575.1, 455/556.2, 575.3, 575.4; D21/517; 379/433.01, 379/433.04, 433.11, 433.12, 433.13; D13/168
See application file for complete search history.

(56) **References Cited**

U.S. PATENT DOCUMENTS

D542,769 S * 5/2007 Hwang et al. D14/138 G
D544,458 S * 6/2007 Huang D14/138 AA
D557,673 S * 12/2007 Lee et al. D14/138 AA
D557,674 S * 12/2007 Lee et al. D14/138 AB
D568,862 S * 5/2008 Kim et al. D14/138 AB
D573,565 S * 7/2008 Edwards D14/138 AA
D608,752 S * 1/2010 He D14/138 AA
D614,618 S * 4/2010 Morabito D14/346

D620,909 S * 8/2010 Lee et al. D14/138 AD
D624,046 S * 9/2010 Lee et al. D14/138 G
D625,282 S * 10/2010 Lee et al. D14/138 AB
D625,284 S * 10/2010 Cha D14/138 AB
D626,549 S * 11/2010 Chiu D14/341
D628,974 S * 12/2010 Park et al. D14/138 AD
7,899,504 B2 * 3/2011 Impio et al. 455/575.4

OTHER PUBLICATIONS

Samsung B3310 telephone, announced Aug. 2009, [online], [site visited Mar. 25, 2011]. Available from Internet, <URL: <http://www.gsmarena.com>>.*

Pantech PG-8000 telephone, announced 4th quarter 2005, [online], [site visited Mar. 25, 2011]. Available from Internet, <URL: <http://www.gsmarena.com>>.*

* cited by examiner

Primary Examiner — Jeff D Asch

(74) *Attorney, Agent, or Firm* — Staas & Halsey LLP

(57) **CLAIM**

The ornamental design for a mobile phone, as shown and described.

DESCRIPTION

FIG. 1 is a front perspective view of a mobile phone; FIG. 2 is a front view of the mobile phone of FIG. 1; FIG. 3 is a rear view of the mobile phone of FIG. 1; FIG. 4 is a left-side view of the mobile phone of FIG. 1; FIG. 5 is a right-side view of the mobile phone of FIG. 1; FIG. 6 is a top plan view of the mobile phone of FIG. 1; and, FIG. 7 is a bottom plan view of the mobile phone of FIG. 1.

1 Claim, 7 Drawing Sheets

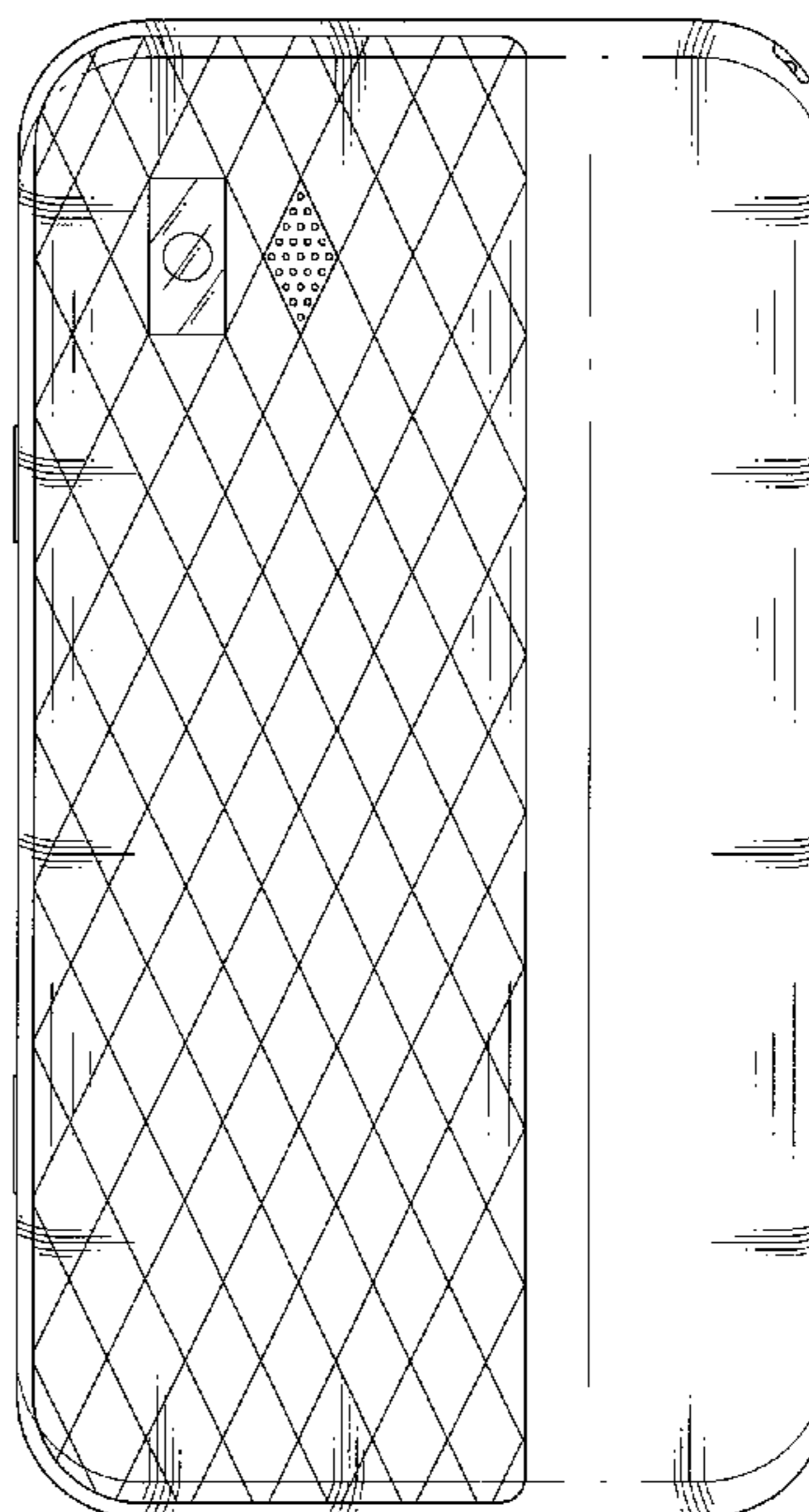
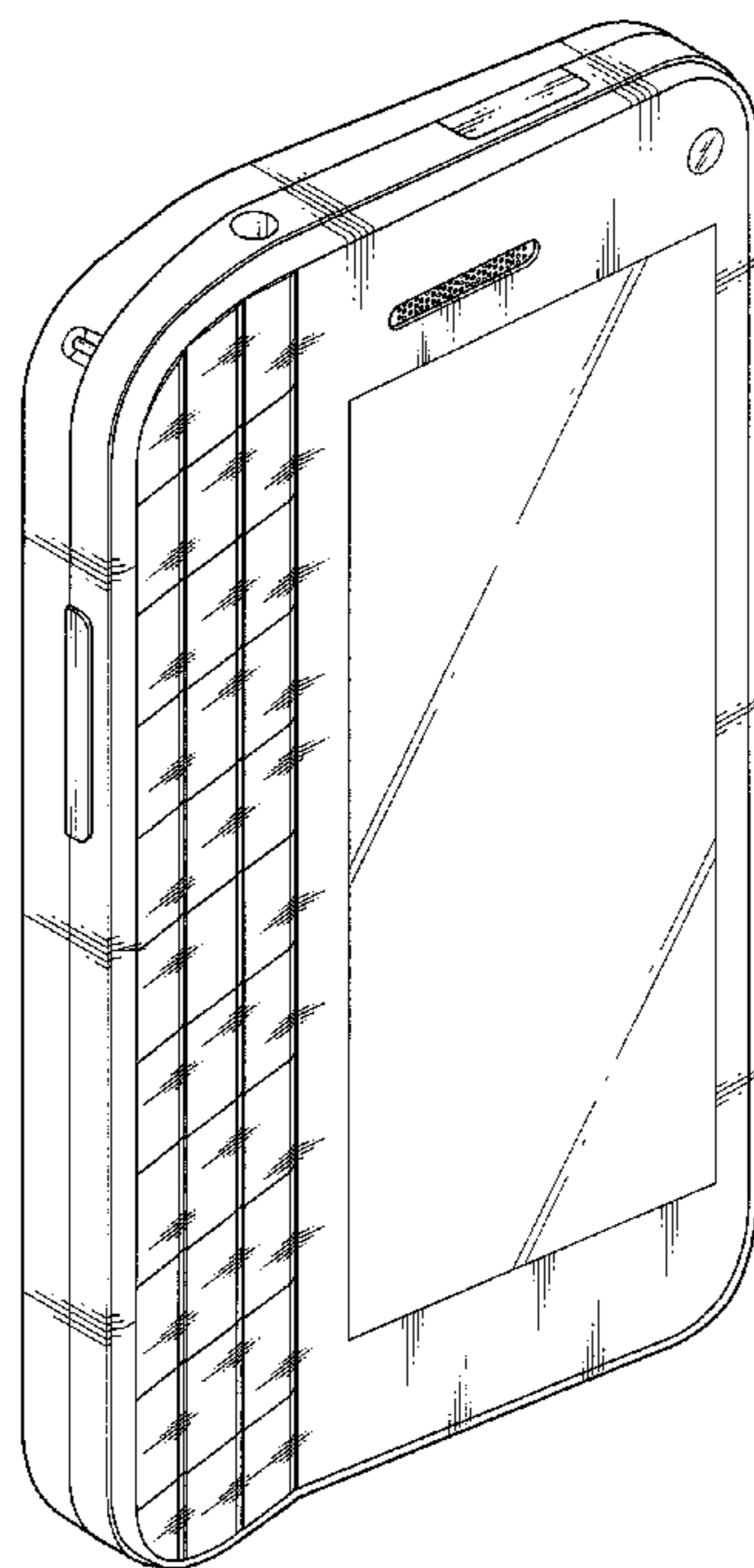


FIG. 1

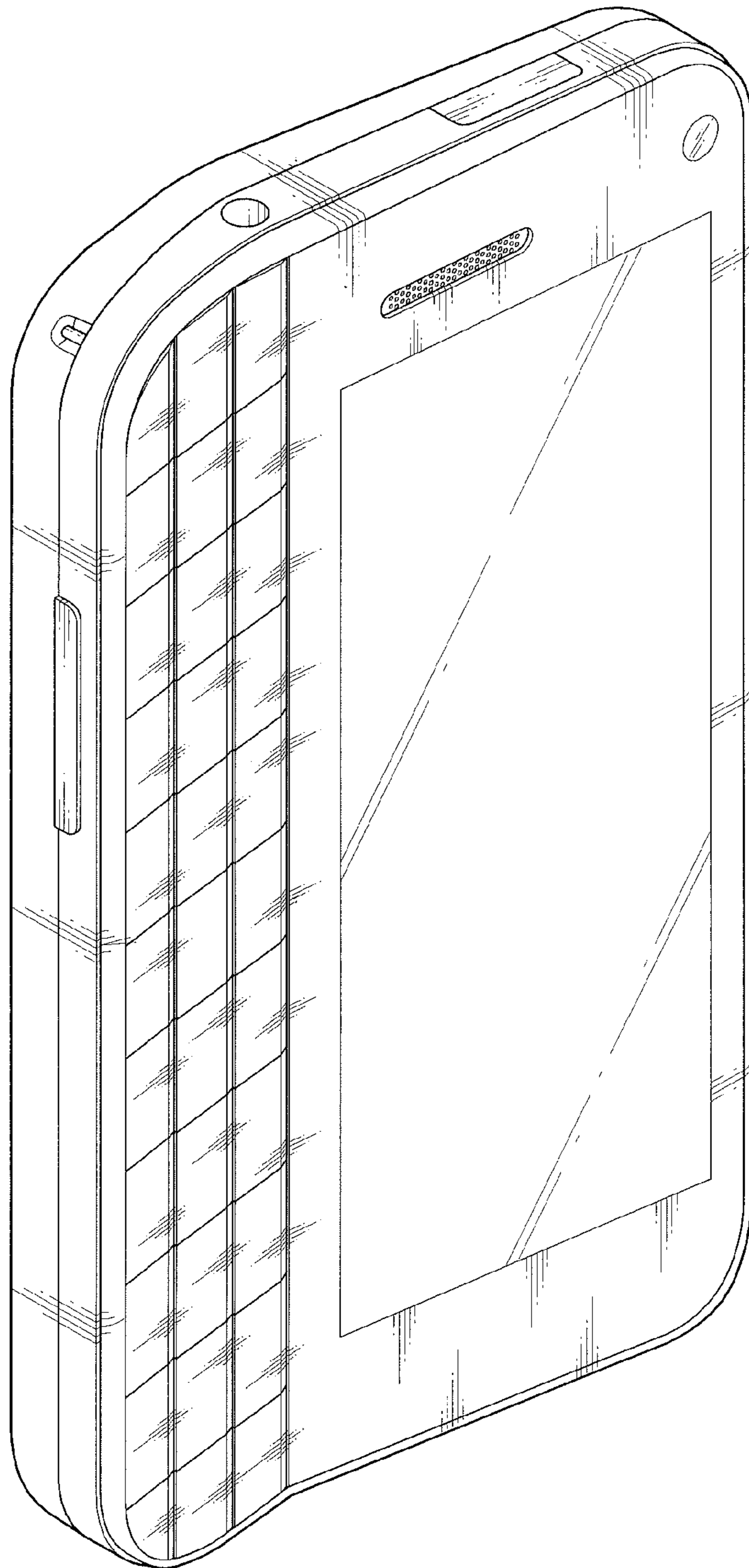


FIG. 2

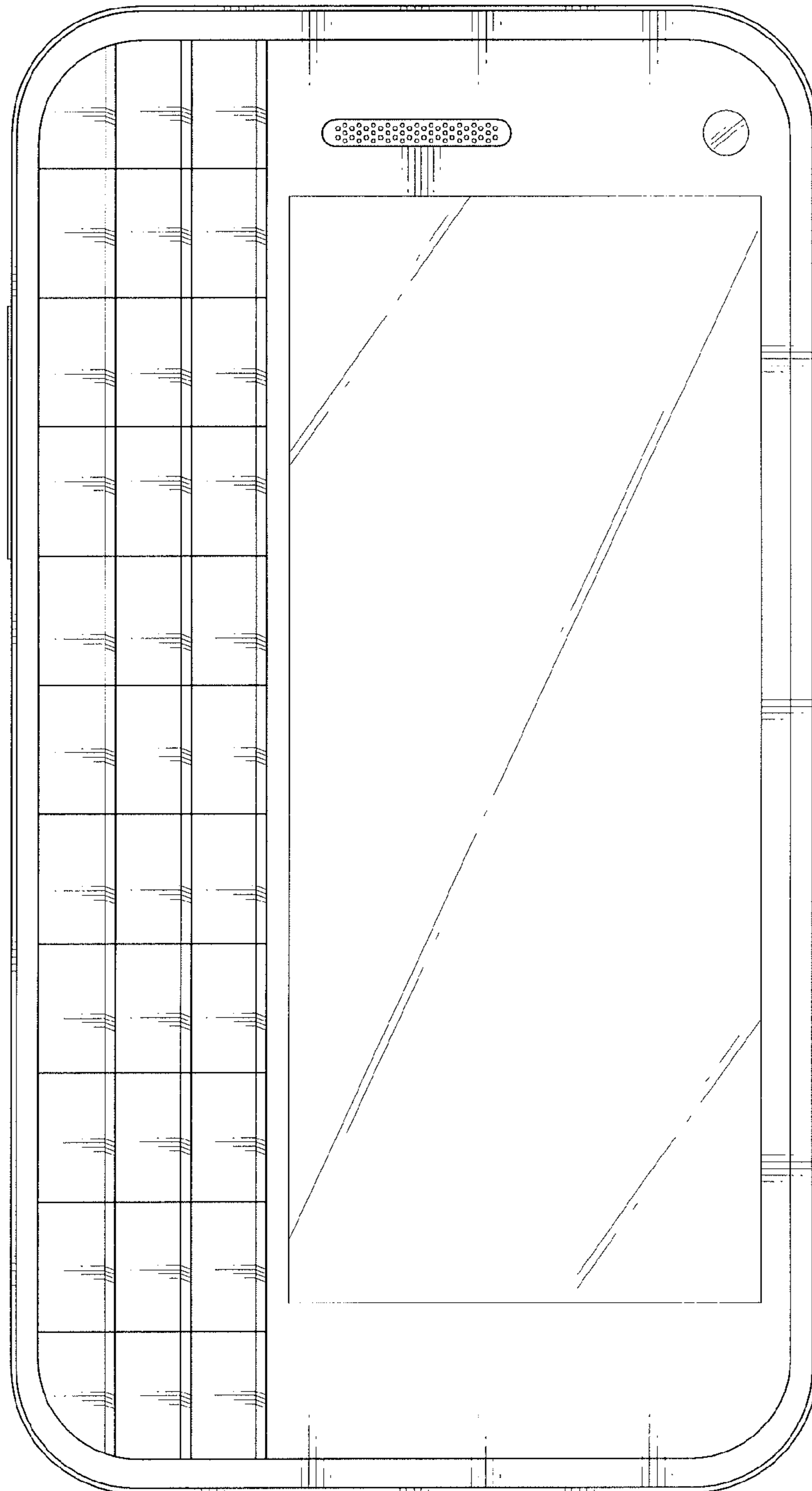


FIG. 3

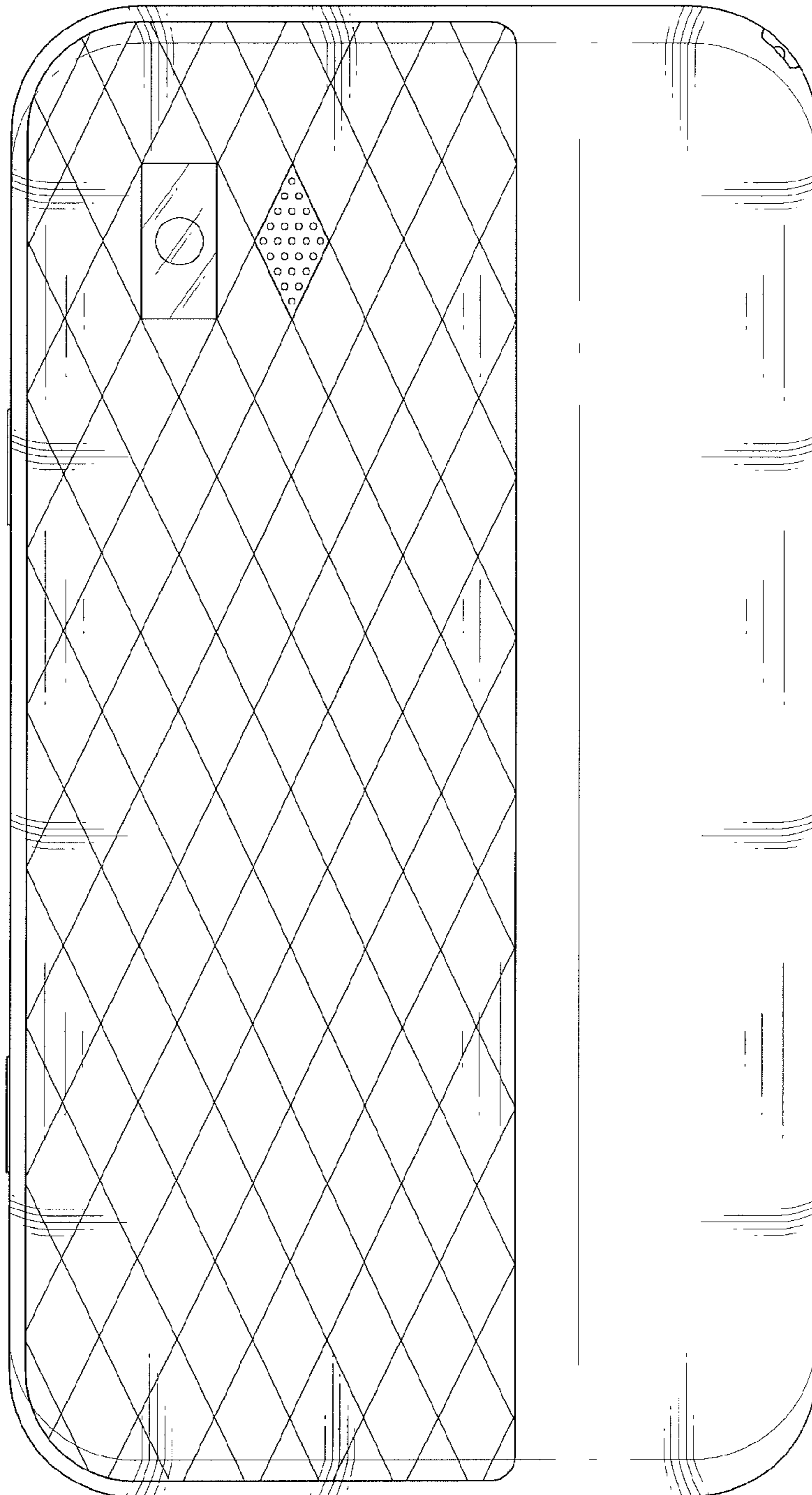


FIG. 4

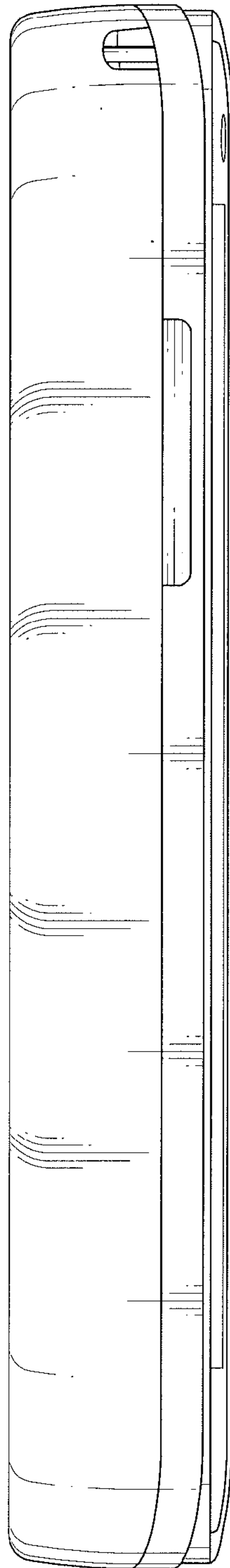


FIG. 5

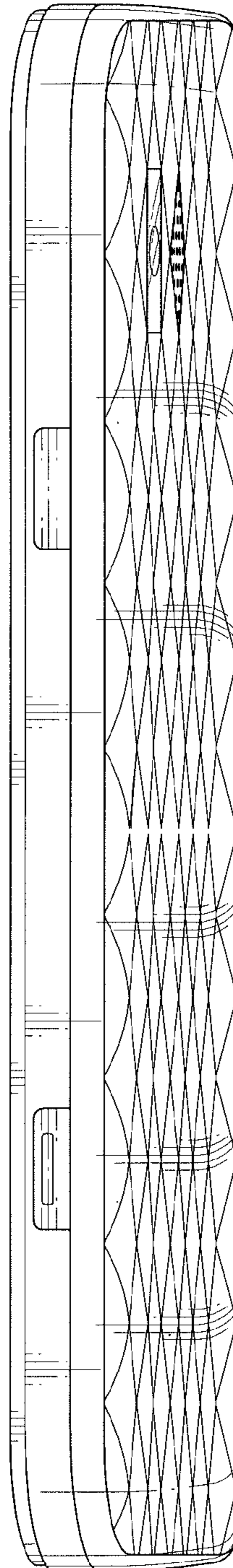


FIG. 6

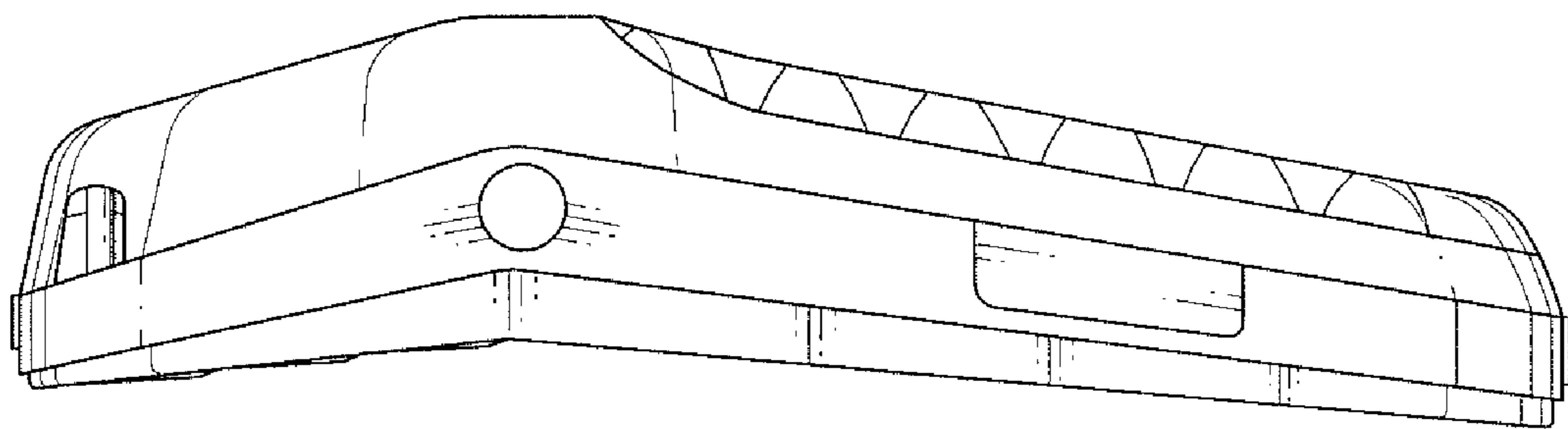


FIG. 7

