



US00D641330S

(12) **United States Design Patent**
DuBois

(10) **Patent No.:** **US D641,330 S**

(45) **Date of Patent:** **** Jul. 12, 2011**

(54) **PERSONAL CLIP-ON INDOOR/OUTDOOR
SPEAKERPHONE**

7,206,594 B2 * 4/2007 Shostak 455/519
D563,923 S * 3/2008 Leng et al. D14/137
2005/0089186 A1 * 4/2005 Kulas 381/384

(76) Inventor: **David DuBois**, Park City, UT (US)

OTHER PUBLICATIONS

(**) Term: **14 Years**

BlueAnt Supertooth 3, [on line], [retrieved on Oct. 29, 2008], <URL:
www.google.com>.*

(21) Appl. No.: **29/247,913**

* cited by examiner

(22) Filed: **Jul. 19, 2006**

Primary Examiner — Ian Simmons

(51) **LOC (9) Cl.** **14-03**

Assistant Examiner — Wan Laymon

(52) **U.S. Cl.** **D14/137**

(57) **CLAIM**

(58) **Field of Classification Search** D14/137,
D14/141.2–141.3, 158, 138 R, 138 AA, 138 G,
D14/147–148, 150, 168, 191, 172, 204, 214–216,
D14/228, 247–248, 341, 344, 347, 496; D13/168;
348/14.02; 379/433.02–433.03; 455/556.1,
455/575.1, 90.3

The ornamental design for personal clip-on indoor/outdoor
speakerphone, as shown and described.

See application file for complete search history.

DESCRIPTION

(56) **References Cited**

FIG. 1 is a perspective view of the invention;
FIG. 2 is a front elevational view of the invention;
FIG. 3 is a rear elevational view of the invention;
FIG. 4 is a left-side elevational view of the invention;
FIG. 5 is a right-side elevational view of the invention;
FIG. 6 is a top plan view of the invention; and,
FIG. 7 is a bottom plan view of the invention.

U.S. PATENT DOCUMENTS

D236,901 S * 9/1975 Culbertson D14/137
D256,122 S * 7/1980 Culbertson D14/137
D383,745 S * 9/1997 Lindeman et al. D14/137
D412,705 S * 8/1999 Laiacona et al. D14/172
D421,002 S * 2/2000 Davidson et al. D14/137
D441,744 S * 5/2001 Miyazaki D14/240
D509,812 S * 9/2005 Mack D14/137
D535,967 S * 1/2007 Lee D14/138 R

The broken line showings of the displayed status of the speak-
erphone as “TALK”, “CALLER ID 1-877-555-1234”,
“SPEAKER VOLUME”, “CALLER ID ON/OFF”,
“CALLER ID FLIP” in FIGS. 1 and 2 are for environmental
purposes only and form no part of the claimed design.

1 Claim, 2 Drawing Sheets




Fig. 1




Fig. 2




Fig. 3

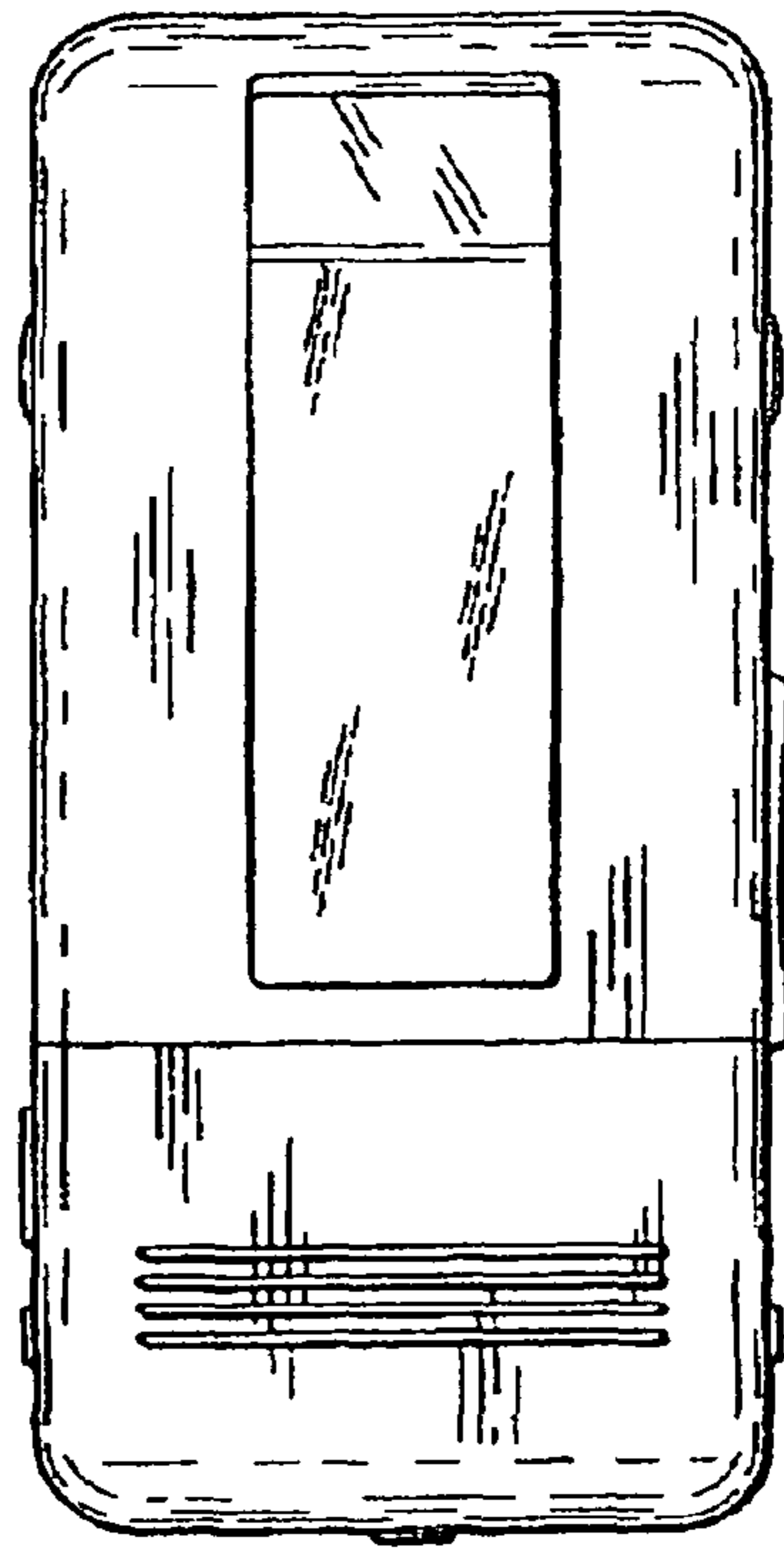


Fig. 4

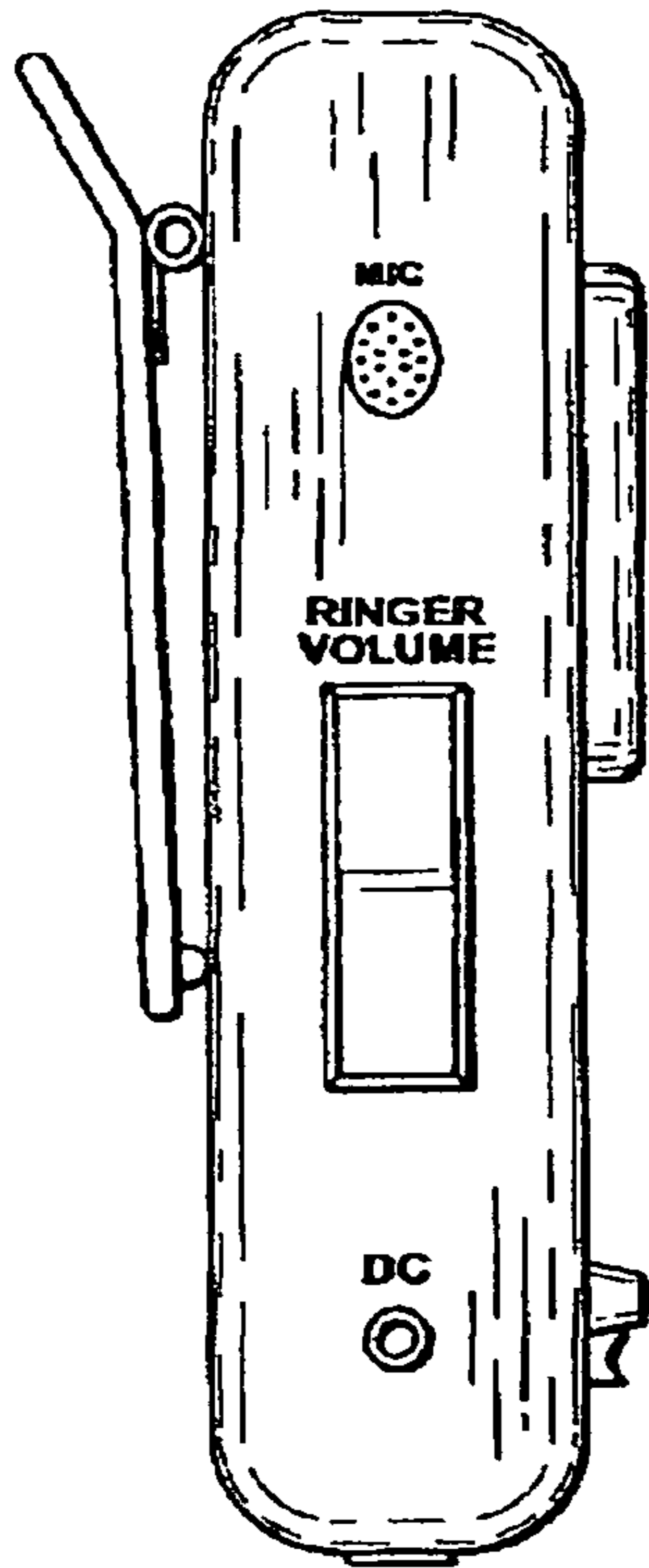


Fig. 5

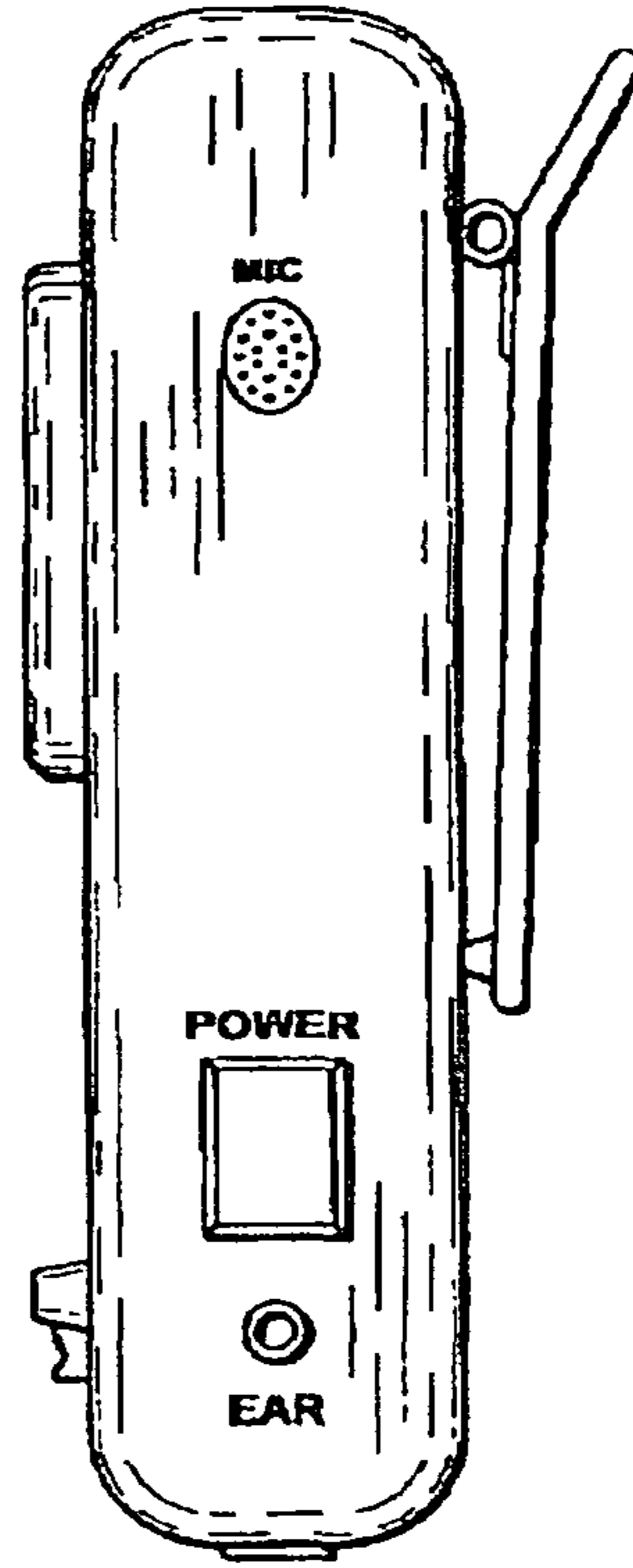


Fig. 6




Fig. 7

