



US00D641327S

(12) **United States Design Patent**
Falakfarsa et al.

(10) **Patent No.:** **US D641,327 S**
(45) **Date of Patent:** **** Jul. 12, 2011**

(54) **MEDIA PLAYER**

(75) Inventors: **Farbod Falakfarsa**, San Jose, CA (US);
Michael Gene Morgan, Los Altos Hills,
CA (US)

(73) Assignee: **Seagate Technology LLC**, Scotts Valley,
CA (US)

(**) Term: **14 Years**

(21) Appl. No.: **29/379,132**

(22) Filed: **Nov. 15, 2010**

(51) **LOC (9) Cl.** **14-03**

(52) **U.S. Cl.** **D14/125**

(58) **Field of Classification Search** D14/125–134,
D14/168, 188, 197, 371, 374–377, 496; 312/7.1,
312/7.2; 348/836, 838, 180, 184, 325, 739;
341/12; 349/58; 720/600, 619, 646, 647,
720/655; 455/347–351; 369/75.11, 75.21
See application file for complete search history.

(56) **References Cited**

U.S. PATENT DOCUMENTS

| | | | | |
|-----------|-----|---------|-------------------|----------|
| 2,562,939 | A * | 8/1951 | Noe | 66/114 |
| D309,728 | S * | 8/1990 | Nuttall et al. | D14/356 |
| 5,860,550 | A * | 1/1999 | Miller et al. | 220/4.23 |
| D445,789 | S * | 7/2001 | Zmehrir | D14/356 |
| D496,271 | S * | 9/2004 | Hoeltgen | D9/424 |
| D496,585 | S * | 9/2004 | McBride et al. | D9/423 |
| D508,899 | S * | 8/2005 | Suzuki | D14/125 |
| D523,743 | S * | 6/2006 | Solowiejko et al. | D9/417 |
| D533,177 | S * | 12/2006 | Andre et al. | D14/314 |
| D540,318 | S * | 4/2007 | Wang | D14/300 |
| D554,502 | S * | 11/2007 | Hoffman et al. | D9/432 |
| D558,790 | S * | 1/2008 | Yu et al. | D14/496 |

| | | | | |
|----------|-----|---------|---------------|---------|
| D571,351 | S * | 6/2008 | Sogabe | D14/168 |
| D575,801 | S * | 8/2008 | Kusano et al. | D14/496 |
| D580,933 | S * | 11/2008 | Ju et al. | D14/358 |
| D585,733 | S * | 2/2009 | Feibelman | D9/423 |
| D596,626 | S * | 7/2009 | Andre et al. | D14/240 |
| D626,099 | S * | 10/2010 | Huang | D14/125 |

* cited by examiner

Primary Examiner — Raphael Barkai

Assistant Examiner — Randall Gholson

(74) *Attorney, Agent, or Firm* — Banner & Witcoff, Ltd.

(57) **CLAIM**

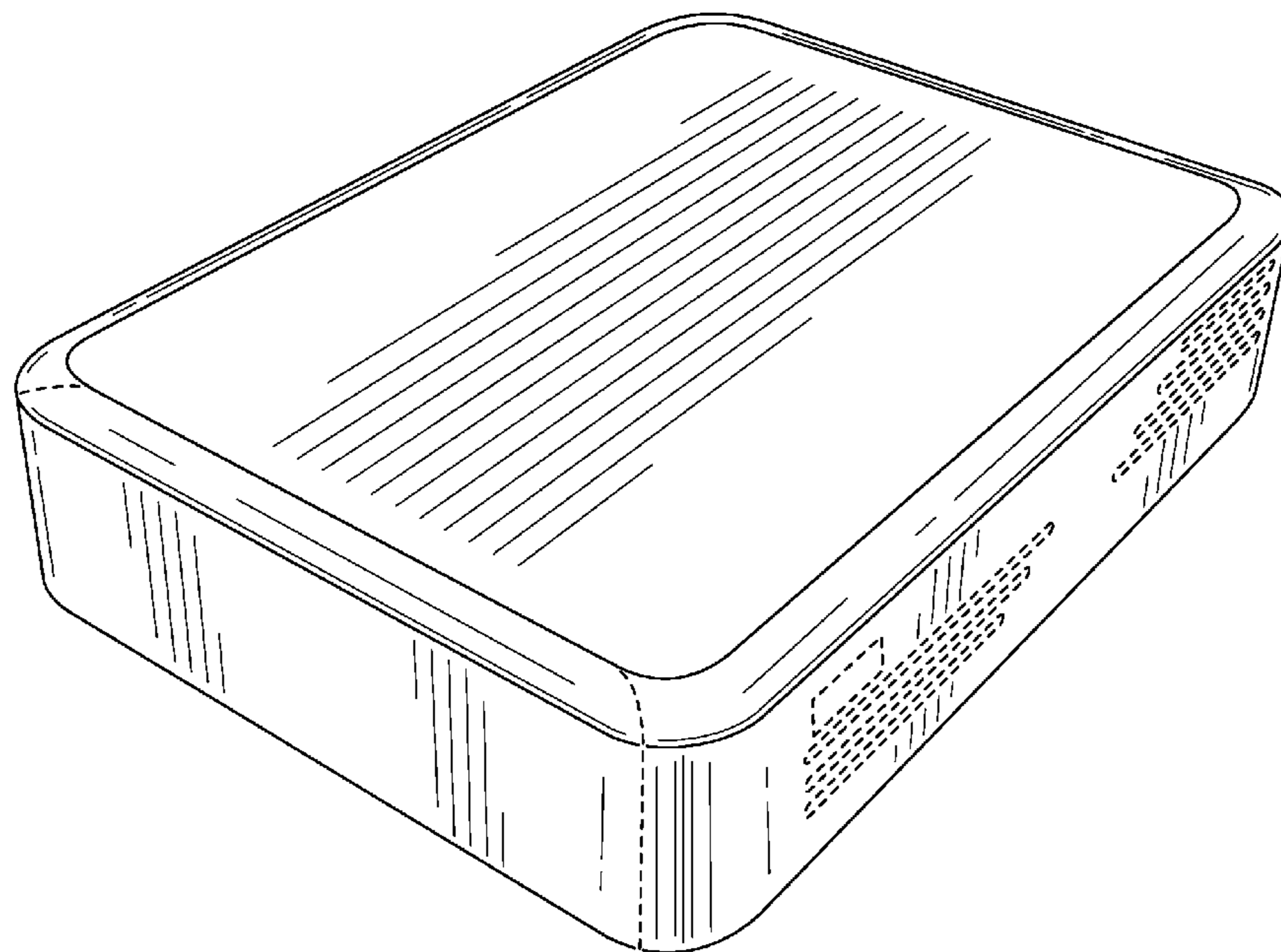
The ornamental design for a media player, as shown and described.

DESCRIPTION

FIG. 1 is a top perspective view of an interface showing our new design;
FIG. 2 is a top view thereof;
FIG. 3 is a front view thereof;
FIG. 4 is a rear view thereof;
FIG. 5 is a right side view thereof;
FIG. 6 is a left side view thereof;
FIG. 7 is a bottom view thereof; and,
FIG. 8 is a top perspective view of the media player of FIG. 1 in an open state.

The broken lines immediately adjacent to the shaded areas form unclaimed boundaries of the design. The unshaded interior regions visible in FIG. 8 are for environmental purposes only and form no part of the claimed design. The broken line showing of the curved lines on the front surface, the ports on the rear surface, the rectangular and ovular features on the sides, and the remainder of the media player is for environmental purposes only and forms no part of the claimed design.

1 Claim, 6 Drawing Sheets



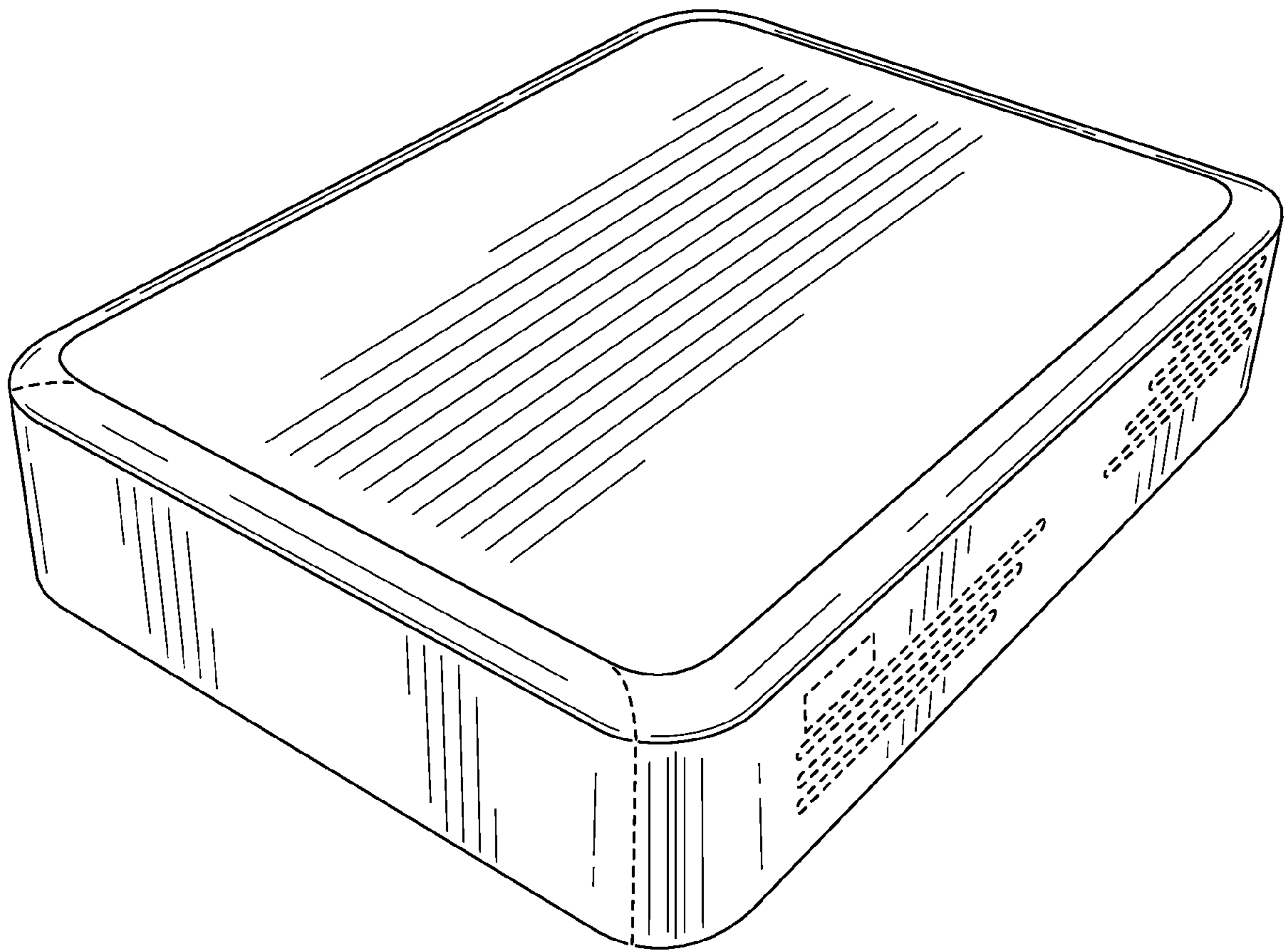


FIG. 1

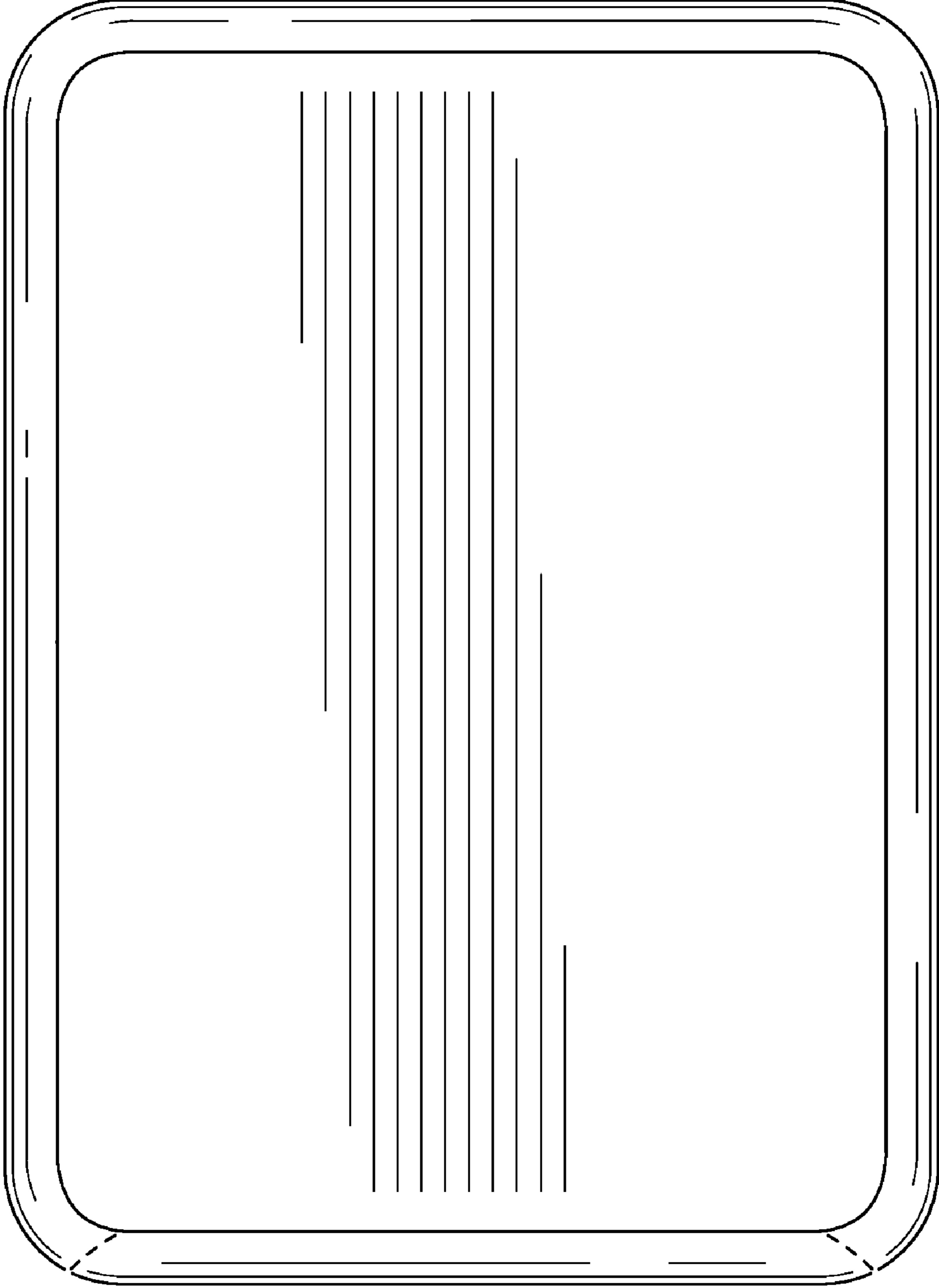


FIG. 2

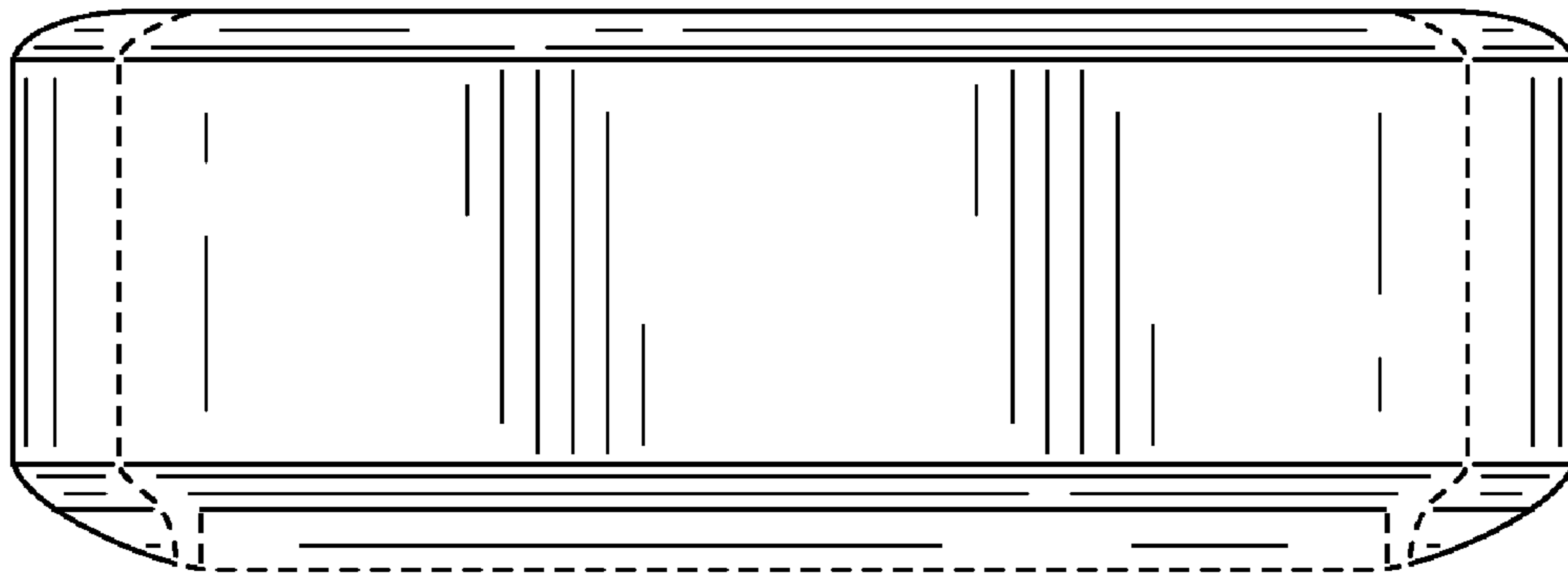


FIG. 3

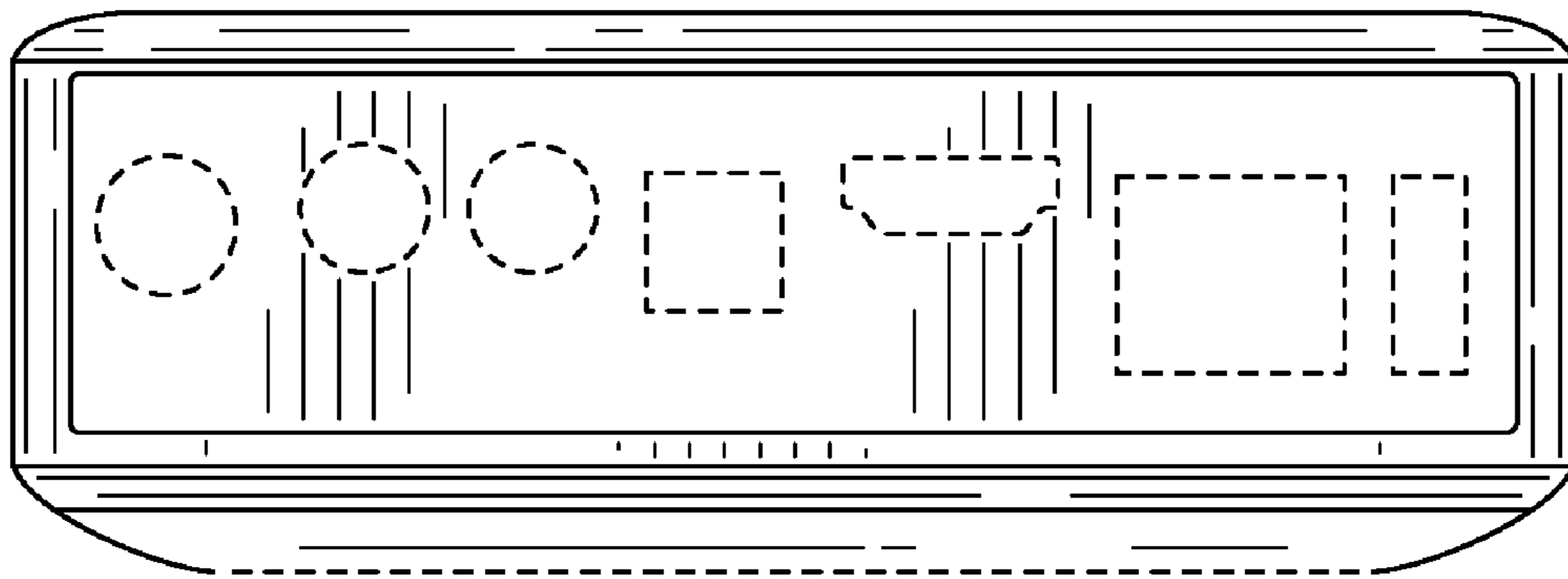


FIG. 4

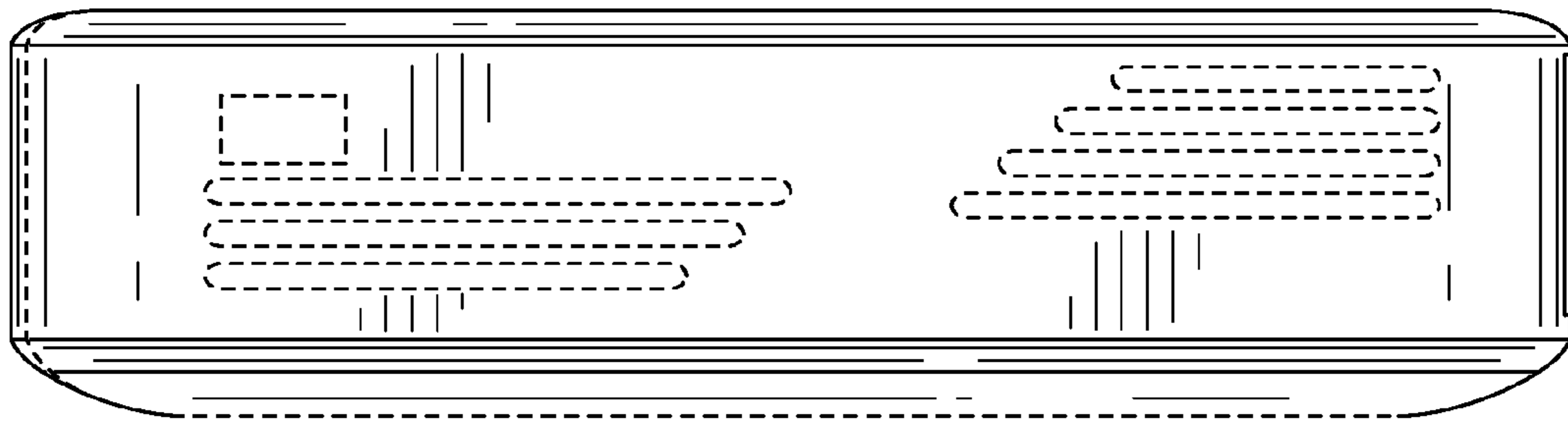


FIG. 5

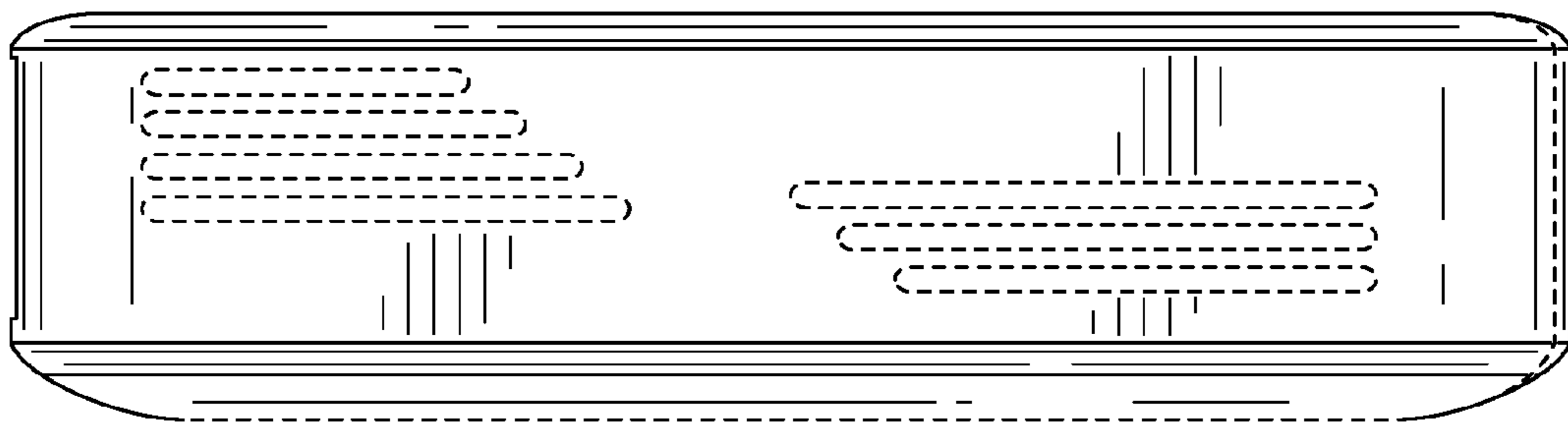


FIG. 6




FIG. 7

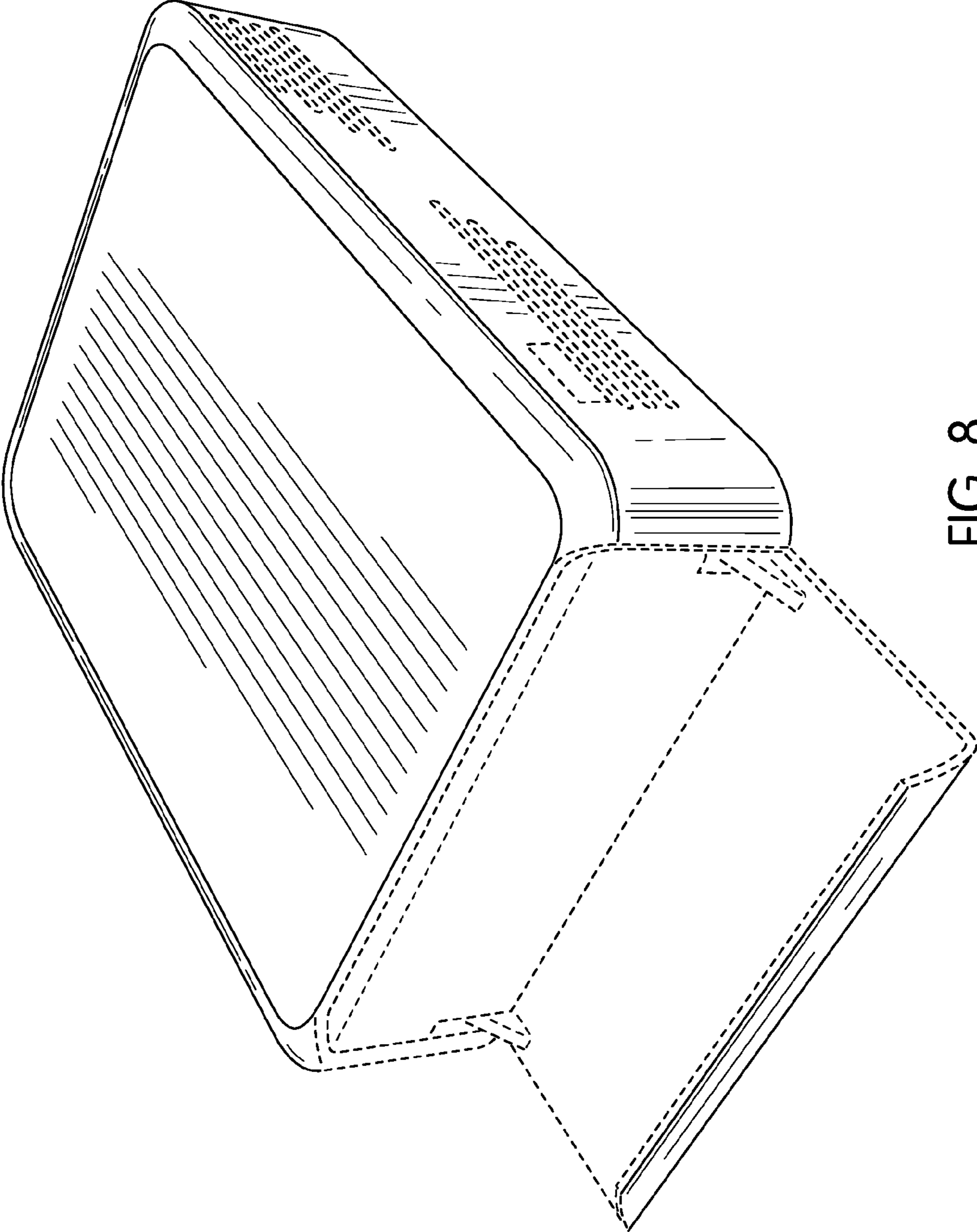


FIG. 8