



US00D641314S

(12) **United States Design Patent**
Strader et al.

(10) **Patent No.:** **US D641,314 S**
(45) **Date of Patent:** **** Jul. 12, 2011**

(54) **TIRE**

(75) Inventors: **Ashley Amanda Strader**, Akron, OH (US); **Robert John Hermann**, Cuyahoga Falls, OH (US); **Ahmad Shafiq Bani Hani**, Middleburg Heights, OH (US); **John Kotanides, Jr.**, Canton, OH (US); **Jonathan James Shondel**, Massillon, OH (US)

(73) Assignee: **The Goodyear Tire & Rubber Company**, Akron, OH (US)

(**) Term: **14 Years**

(21) Appl. No.: **29/382,783**

(22) Filed: **Jan. 7, 2011**

(51) **LOC (9) Cl.** **12-15**

(52) **U.S. Cl.** **D12/602; D12/583**

(58) **Field of Classification Search** D12/568-603, D12/900-901, 548, 566; 152/209.1-209.28, 152/455

See application file for complete search history.

(56) **References Cited**

U.S. PATENT DOCUMENTS

D243,757 S	*	3/1977	Hayakawa et al.	D12/602
D384,608 S		10/1997	Schuster	D12/146
D384,623 S		10/1997	Schuster	D12/148
D385,520 S	*	10/1997	Scheuren et al.	D12/602
D395,414 S		6/1998	Grosskopf et al.	D12/147
D397,647 S		9/1998	Young	D12/146
D409,122 S		5/1999	Kemp, Jr. et al.	D12/147
D410,420 S		6/1999	de Barsy	D12/147
D414,449 S		9/1999	Schuster	D12/146
D425,457 S		5/2000	Gillard et al.	D12/146
D425,830 S		5/2000	Young	D12/147
D427,954 S		7/2000	De Coninck	D12/147
D442,897 S	*	5/2001	Cazin-Bourguignon et al.	D12/602
D499,068 S	*	11/2004	Thomas et al.	D12/602
D500,472 S	*	1/2005	Campana et al.	D12/583
D502,683 S		3/2005	Pang et al.	D12/602
D512,684 S		12/2005	Robert	D12/602
D514,504 S		2/2006	Robert	D12/602

D517,472 S		3/2006	Allison	D12/602
D534,117 S		12/2006	Welbes et al.	D12/584
D548,174 S	*	8/2007	Souchet	D12/602
D583,312 S		12/2008	Murphy et al.	D12/602
D592,589 S		5/2009	Dixon et al.	D12/600
D597,478 S		8/2009	Scheuren et al.	D12/584
D598,369 S		8/2009	Beha	D12/602
D598,370 S		8/2009	Beha	D12/602
D610,971 S		3/2010	Zimmerman et al.	D12/600
D610,974 S	*	3/2010	Hagiwara	D12/602
D622,211 S	*	8/2010	Maus et al.	D12/579
D624,490 S	*	9/2010	Kaji	D12/602
D631,002 S	*	1/2011	Cazin-Bourguignon et al.	D12/602

* cited by examiner

Primary Examiner — Stacia Cadmus

(74) *Attorney, Agent, or Firm* — Richard B. O'Planick

(57) **CLAIM**

The ornamental design for a tire, as shown and described.

DESCRIPTION

FIG. 1 is a perspective view of a tire showing our new design, it being understood that the pattern repeats uniformly throughout the circumference of the tread;

FIG. 2 is a front elevational view thereof;

FIG. 3 is a right side elevational view thereof; the opposite side elevational view being identical thereto;

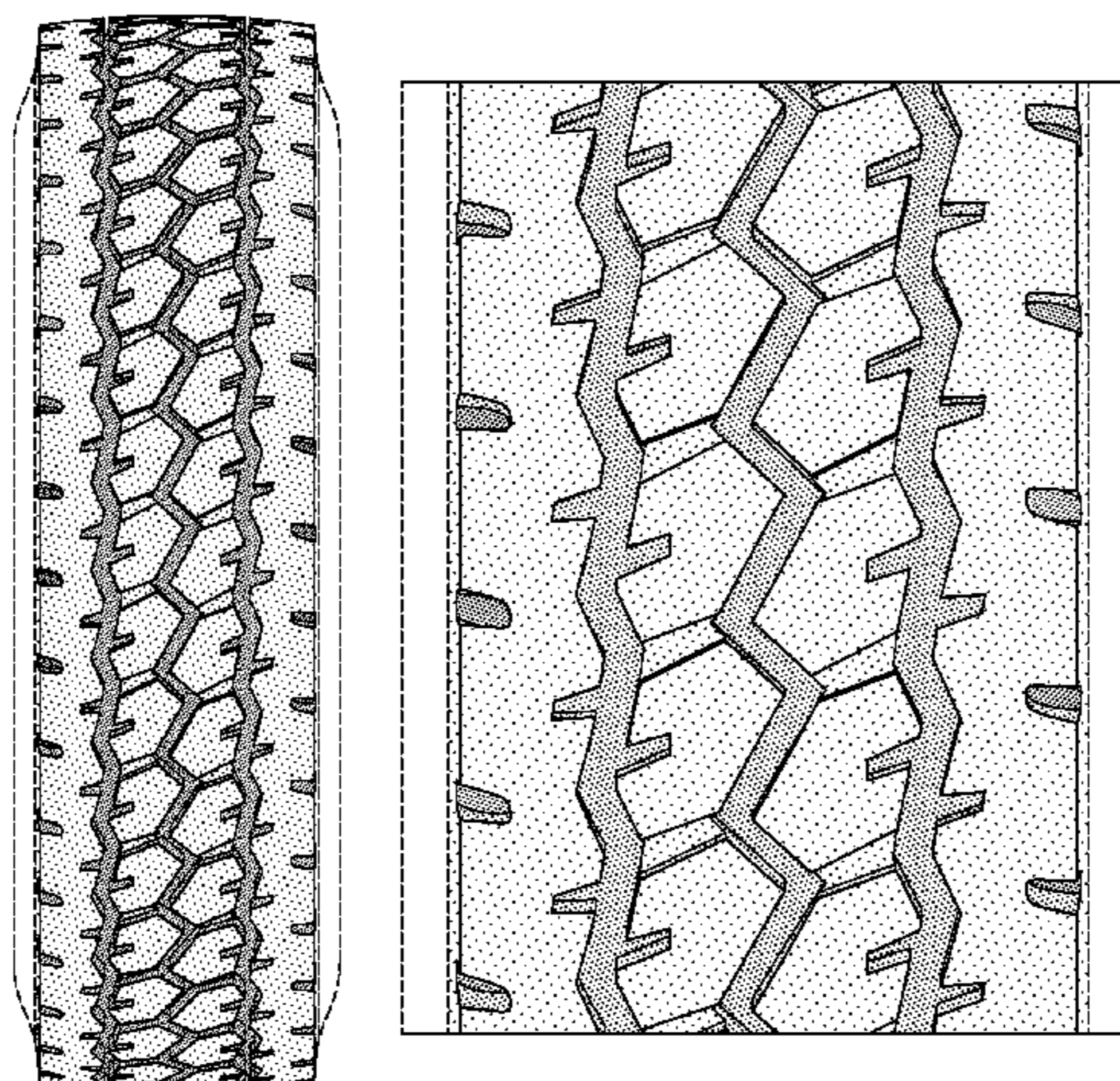
FIG. 4 is an enlarged fragmentary front elevational view thereof;

FIG. 5 is a perspective view of a second embodiment of a tire showing our new design, it being understood that the pattern repeats uniformly throughout the circumference of the tread and that the opposite side view is identical thereto; and,

FIG. 6 is a front elevational view of a second embodiment, it being understood that an enlarged fragmentary view thereof would be substantially identical to that shown in FIG. 4, with the exception of the inclusion of the sidewall in solid lines.

In the drawings, the broken lines showing of the sidewall, inner bead and the peripheral boundary between the tire tread and the sidewall in FIGS. 1 through 4 depict environmental subject matter and form no part of the claimed design.

1 Claim, 6 Drawing Sheets



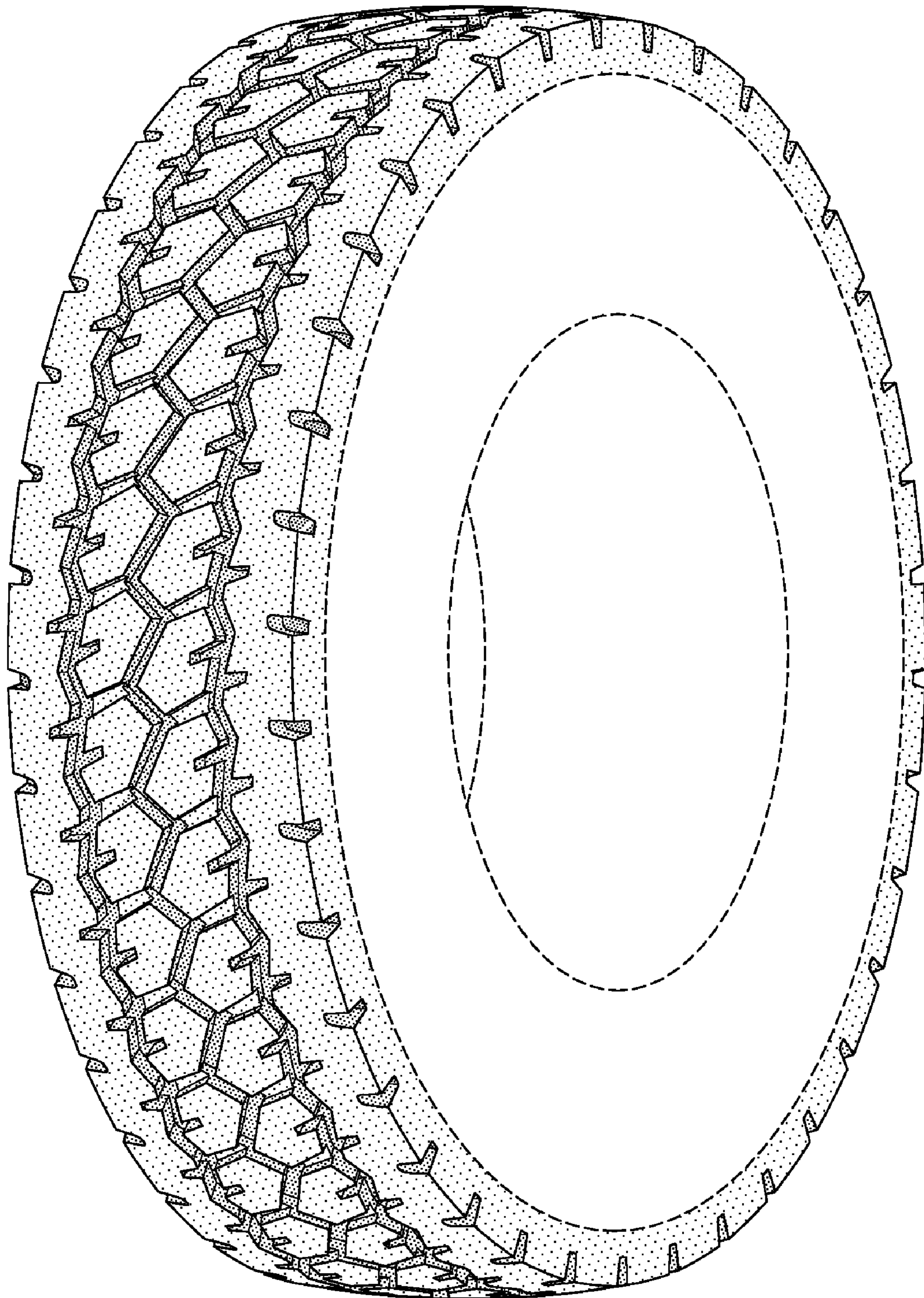


FIG-1

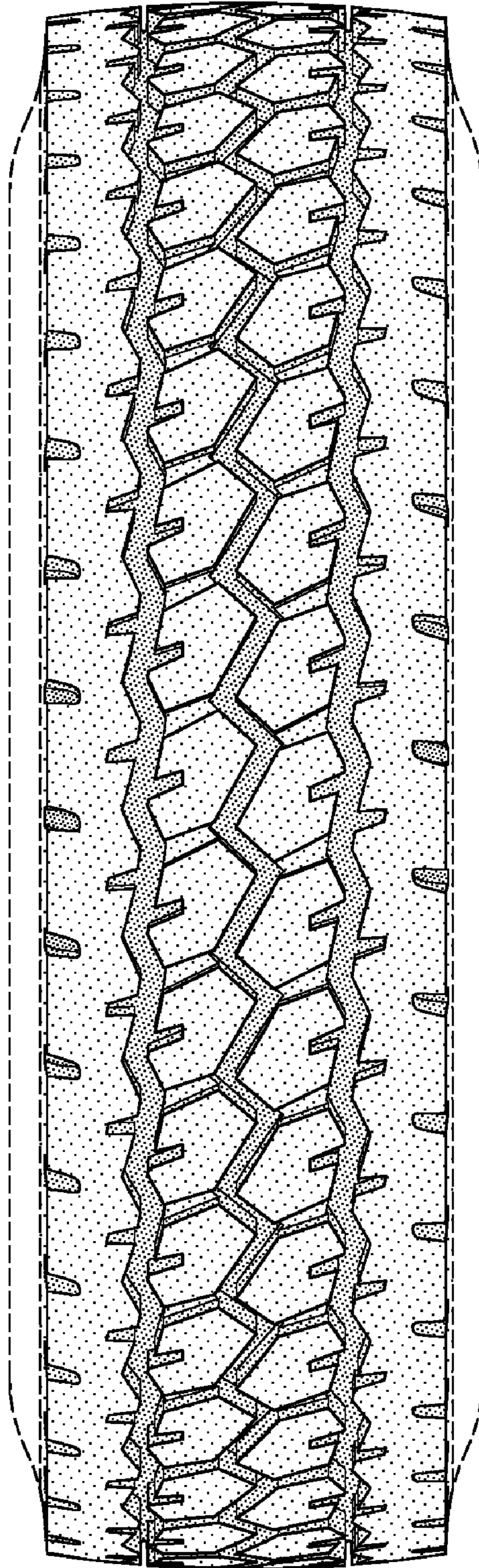


FIG-2

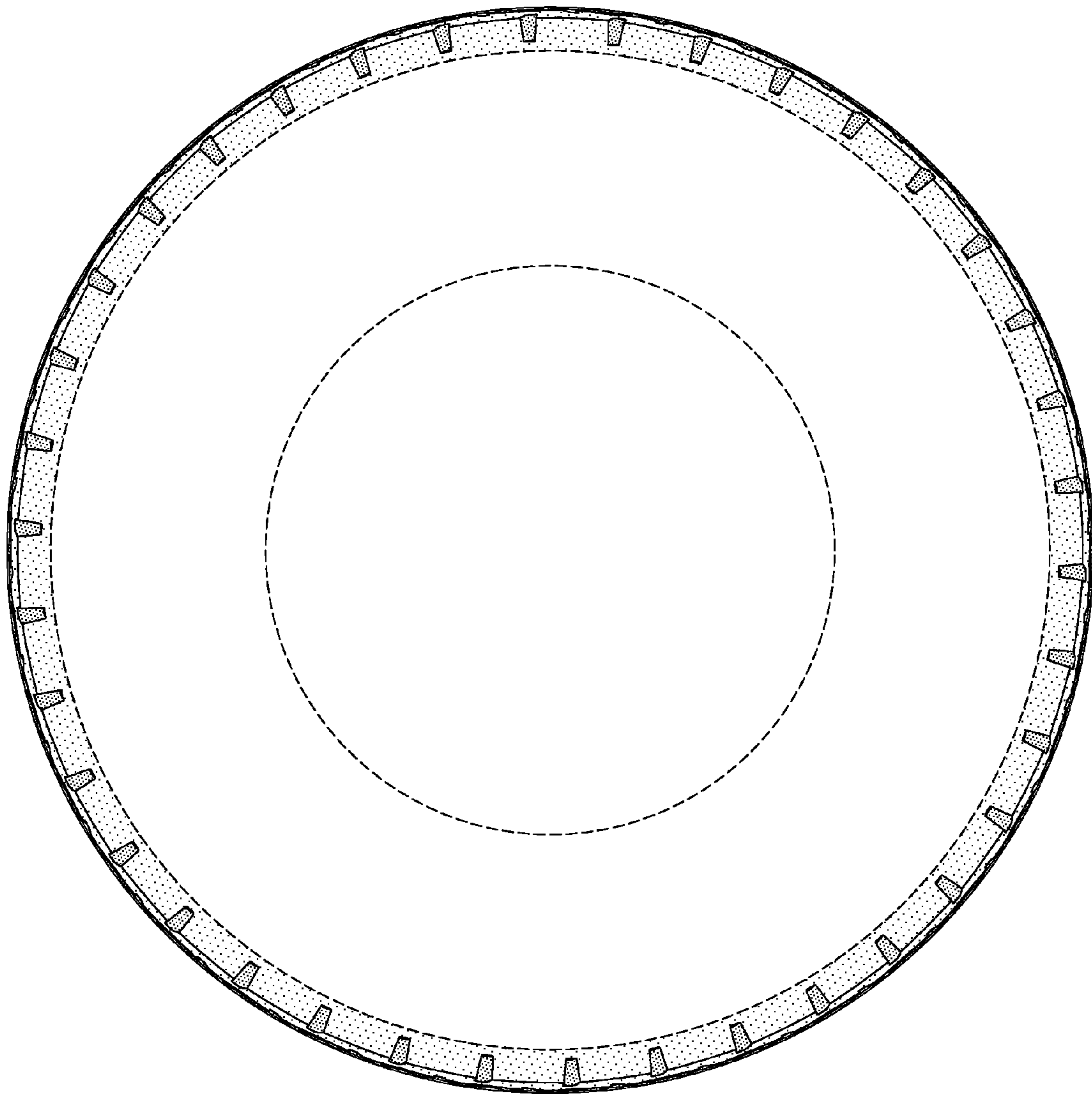


FIG-3

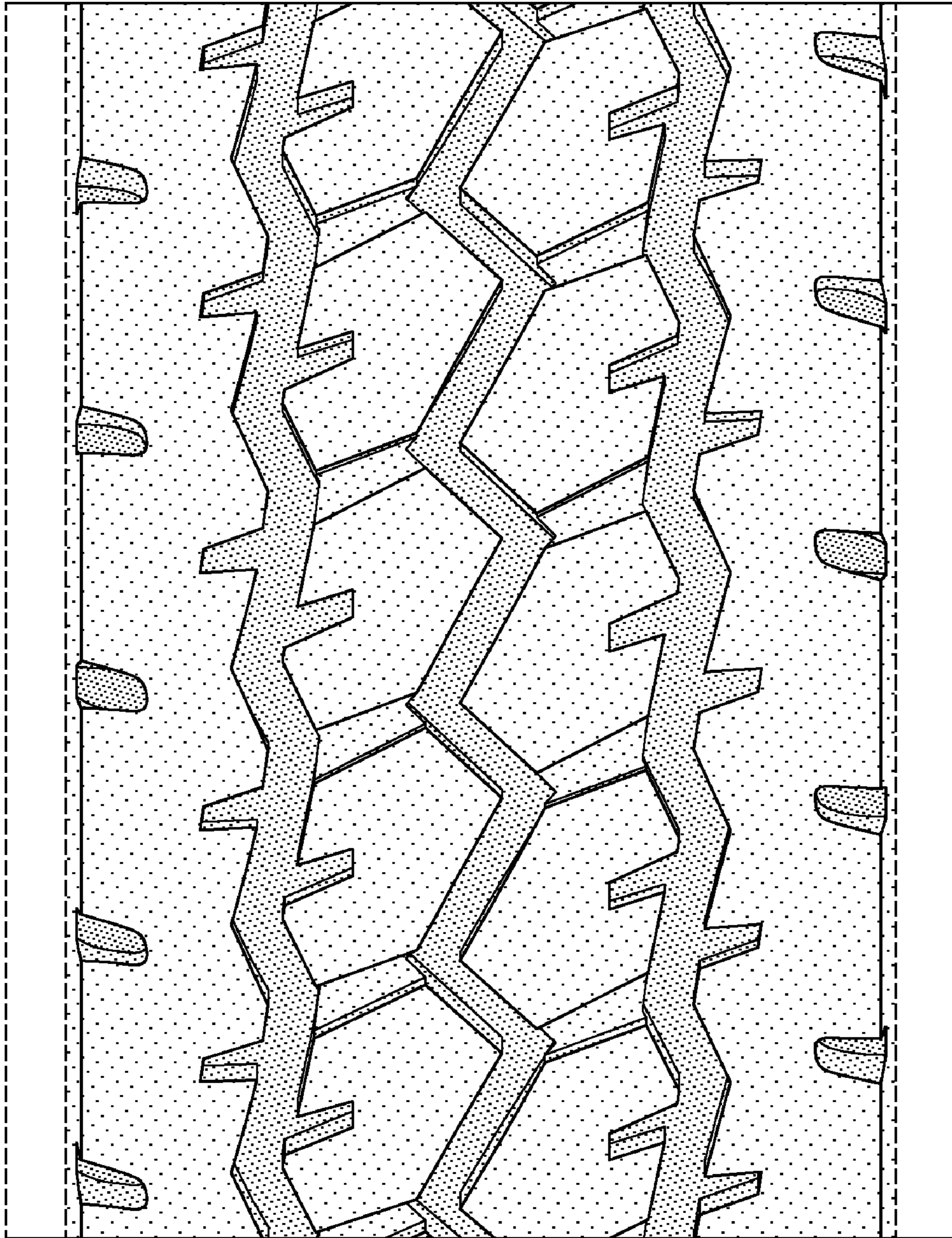


FIG-4

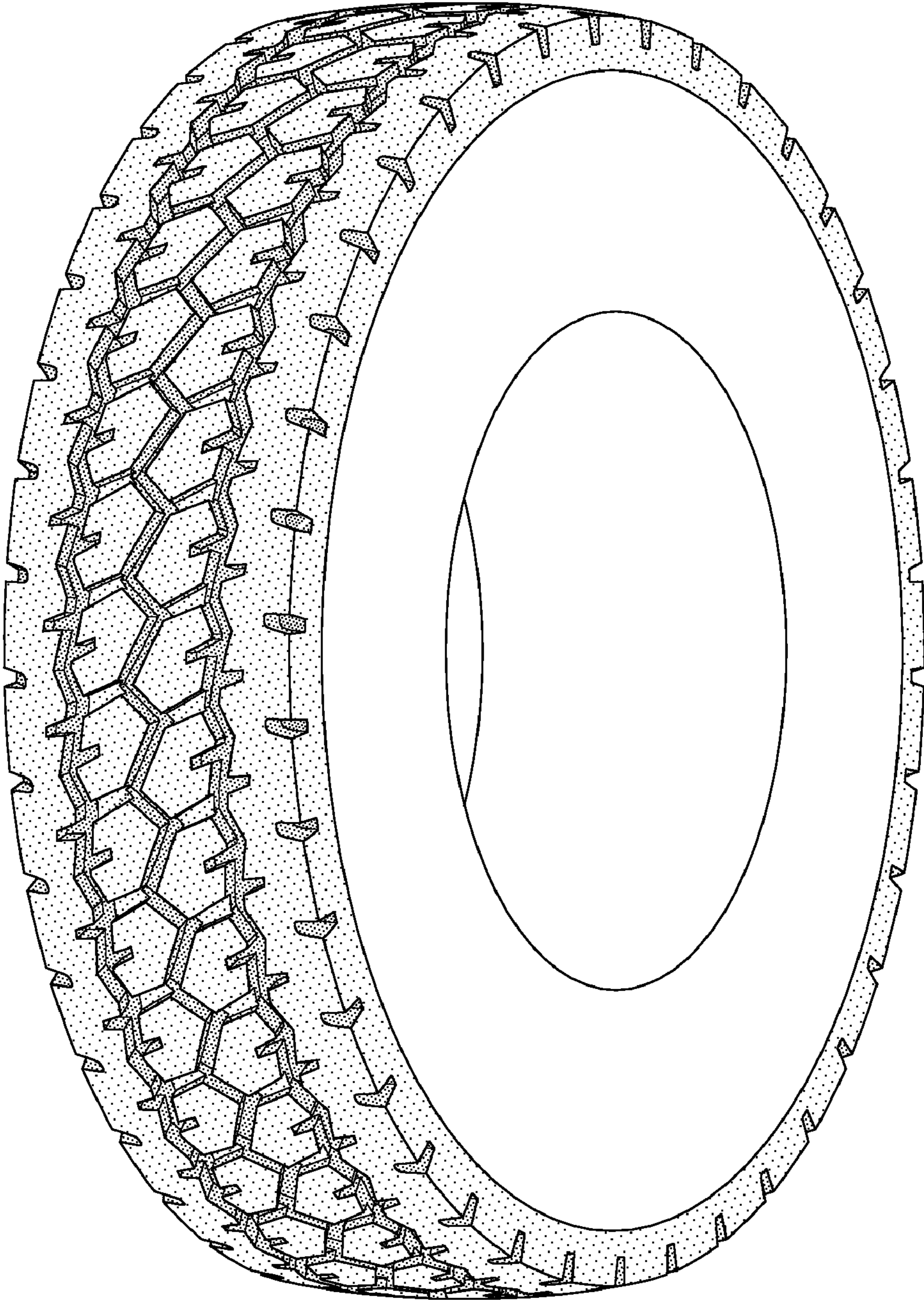


FIG-5

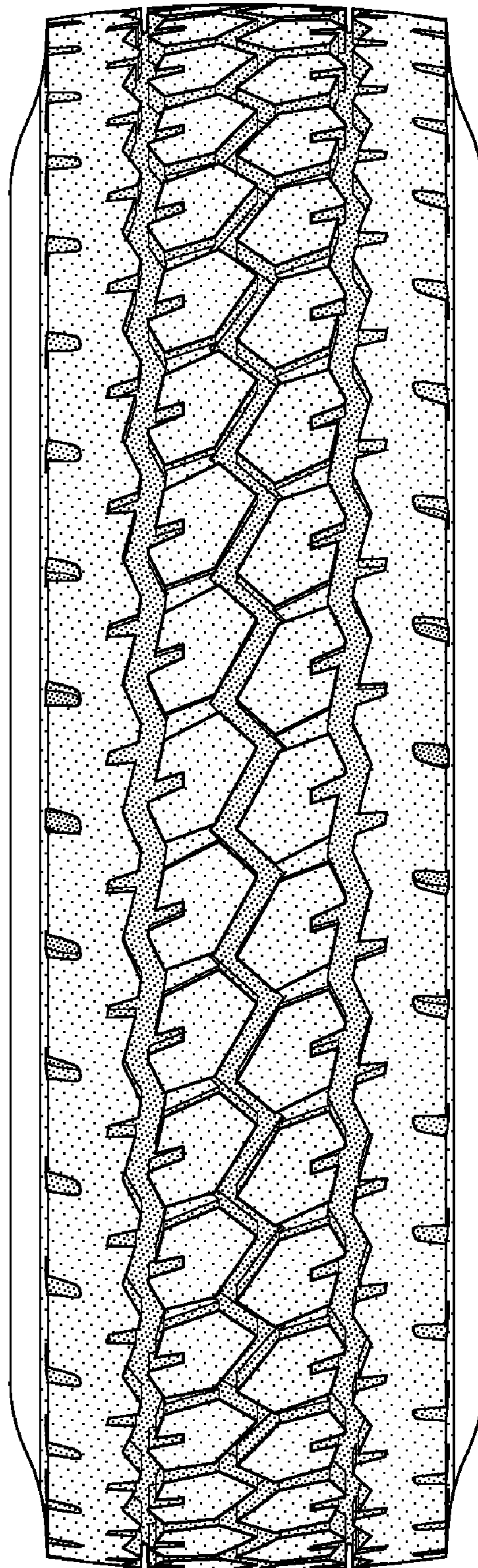


FIG-6