



US00D641305S

(12) **United States Design Patent**
de Briey-Terlinden

(10) **Patent No.:** **US D641,305 S**

(45) **Date of Patent:** **** Jul. 12, 2011**

(54) **TIRE**
(75) Inventor: **Pascale de Briey-Terlinden**, Attert (BE)
(73) Assignee: **The Goodyear Tire & Rubber Company**, Akron, OH (US)
(**) Term: **14 Years**
(21) Appl. No.: **29/384,559**

D504,104 S * 4/2005 Seifert D12/550
D504,106 S 4/2005 de Briey-Terlinden
et al. D12/553
D504,387 S * 4/2005 Welbes et al. D12/549
D504,866 S 5/2005 Collette et al. D12/553
D505,112 S 5/2005 Heinen et al. D12/567
D511,133 S * 11/2005 Furusawa et al. D12/549
D526,956 S 8/2006 Welbes et al. D12/553
D533,131 S 12/2006 Fontaine et al. D12/588
D548,677 S 8/2007 Welbes et al. D12/553
D583,305 S 12/2008 Ashton et al. D12/553
D586,728 S * 2/2009 Heinen et al. D12/547

(Continued)

(22) Filed: **Feb. 1, 2011**
(51) **LOC (9) Cl.** **12-15**
(52) **U.S. Cl.** **D12/547**
(58) **Field of Classification Search** D12/533,
D12/544-568, 581-585, 900-901;
152/209.1-209.28, 455
See application file for complete search history.

Primary Examiner — Stacia Cadmus
(74) *Attorney, Agent, or Firm* — Richard B. O’Planick

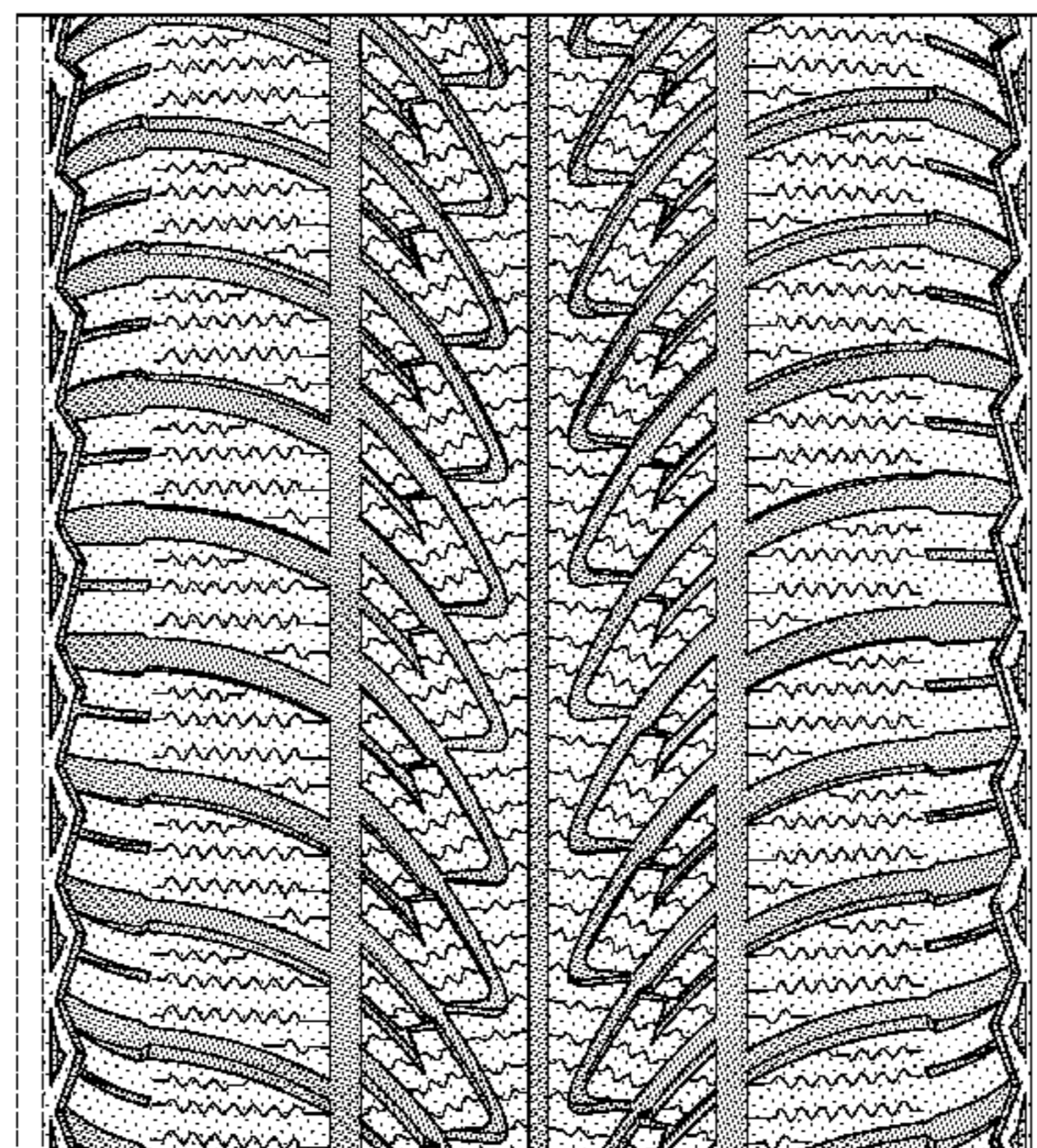

(57) **CLAIM**
The ornamental design for a tire, as shown and described.

DESCRIPTION

(56) **References Cited**
U.S. PATENT DOCUMENTS
D340,895 S * 11/1993 Himuro et al. D12/550
D361,966 S 9/1995 Graas et al. D12/146
D362,420 S 9/1995 Heinen et al. D12/147
D379,448 S 5/1997 Graas et al. D12/147
D379,449 S 5/1997 Graas et al. D12/151
D379,787 S 6/1997 Maxwell et al. D12/147
D409,123 S 5/1999 Heinen et al. D12/151
D429,194 S 8/2000 Heinen et al. D12/147
D429,478 S 8/2000 Heinen et al. D12/147
D431,800 S 10/2000 Heinen et al. D12/147
D436,331 S * 1/2001 Hanya D12/585
D441,328 S 5/2001 Heinen et al. D12/146
D450,032 S * 11/2001 Heinen D12/550
D451,068 S * 11/2001 Heinen et al. D12/547
D451,853 S 12/2001 Heinen et al. D12/146
D451,856 S 12/2001 Graas D12/147
D451,868 S 12/2001 Graas et al. D12/147
D452,198 S 12/2001 Heinen et al. D12/146
D455,116 S 4/2002 Graas et al. D12/553
D459,294 S * 6/2002 Whetzel et al. D12/567
D472,514 S * 4/2003 Himuro D12/550
D490,363 S 5/2004 Miyasaka et al. D12/551
D492,244 S * 6/2004 Fukunaga D12/549

FIG. 1 is a perspective view of a tire showing my new design, it being understood that the pattern repeats uniformly throughout the circumference of the tread;
FIG. 2 is a front elevational view thereof;
FIG. 3 is a right side elevational view thereof; the other side being a mirror image thereof;
FIG. 4 is an enlarged fragmentary front elevational view thereof;
FIG. 5 is a perspective view of a second embodiment of a tire showing my new design, it being understood that the pattern repeats uniformly throughout the circumference of the tread and that the opposite side view is a mirror image thereof; and,
FIG. 6 is a front elevational view of a second embodiment, it being understood that an enlarged fragmentary view thereof would be substantially identical to that shown in FIG. 4, with the exception of the inclusion of the sidewall in solid lines.
In the drawings, the broken lines showing of the sidewall, inner bead and the peripheral boundary between the tire tread and the sidewall in FIGS. 1 through 4 depict environmental subject matter and form no part of the claimed design.

1 Claim, 6 Drawing Sheets



US D641,305 S

Page 2

U.S. PATENT DOCUMENTS

D589,874 S	4/2009	Fontaine et al.	D12/564	D597,475 S	8/2009	Heinen et al.	D12/553
D591,220 S *	4/2009	Minagawa	D12/549	D597,476 S	8/2009	de Briey-Terlinden	D12/553
D591,221 S	4/2009	Fontaine et al.	D12/563	D598,367 S	8/2009	de Briey-Terlinden	D12/553
D592,588 S	5/2009	Heinen et al.	D12/564	D601,946 S	10/2009	Fontaine et al.	D12/553
D595,639 S	7/2009	de Briey-Terlinden	D12/553	D606,007 S	12/2009	Fontaine et al.	D12/564
D595,640 S	7/2009	de Briey-Terlinden	D12/564	D614,565 S *	4/2010	Bombardier et al.	D12/550
D596,109 S	7/2009	de Briey-Terlinden	D12/553	D622,657 S	8/2010	Leocadio et al.	D12/553
D596,557 S *	7/2009	Park et al.	D12/549				

* cited by examiner

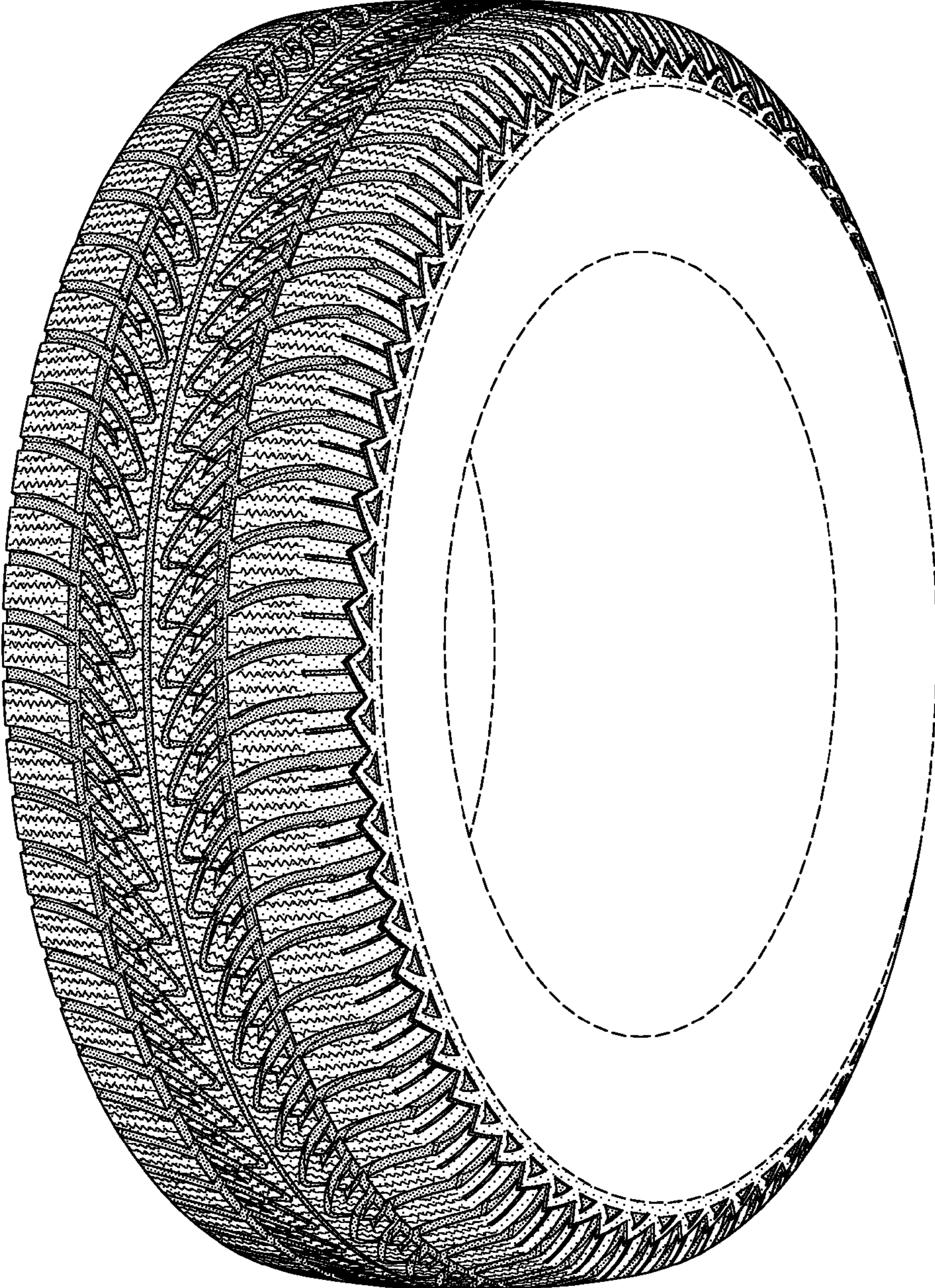


FIG-1




FIG-2

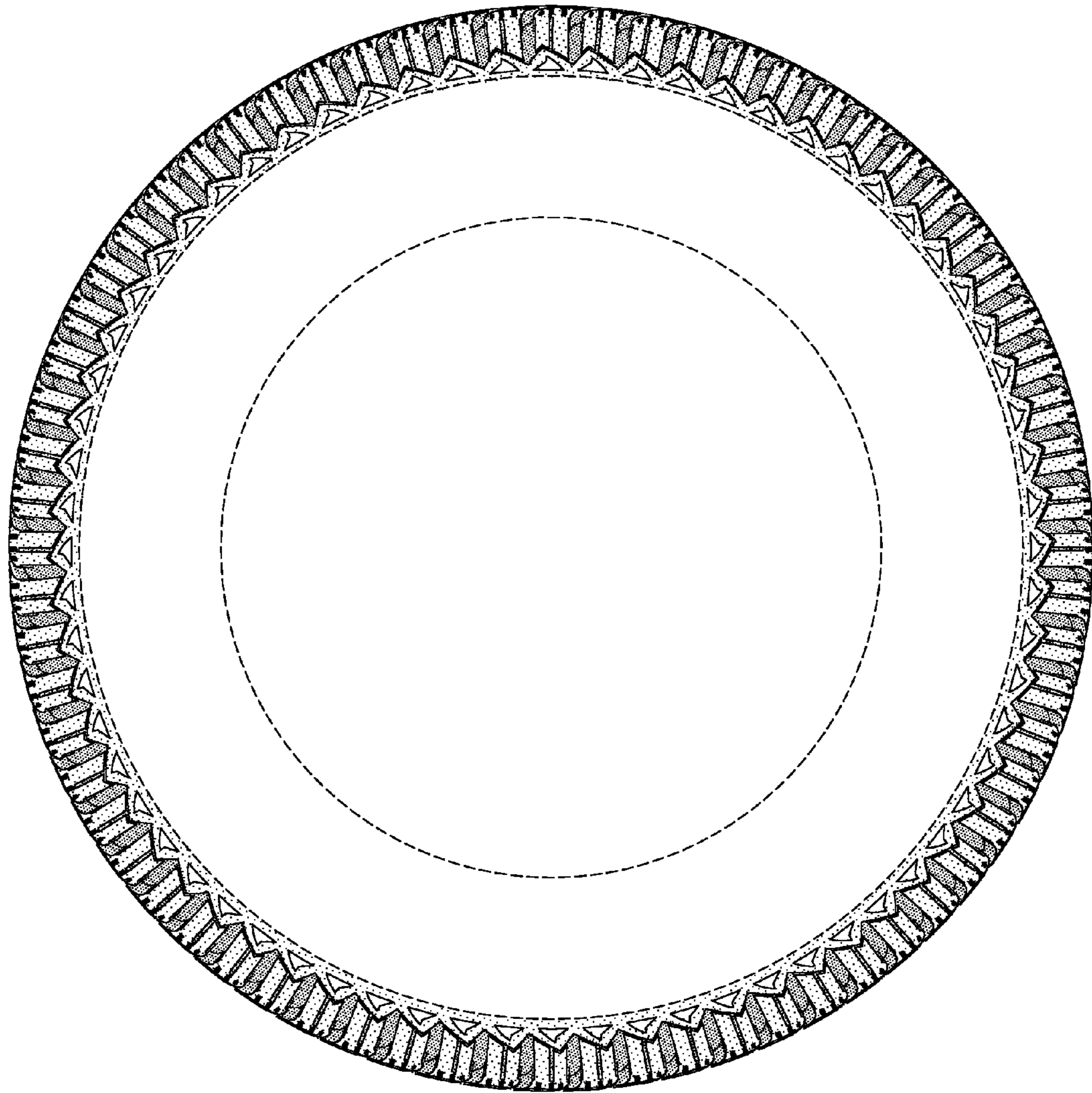


FIG-3

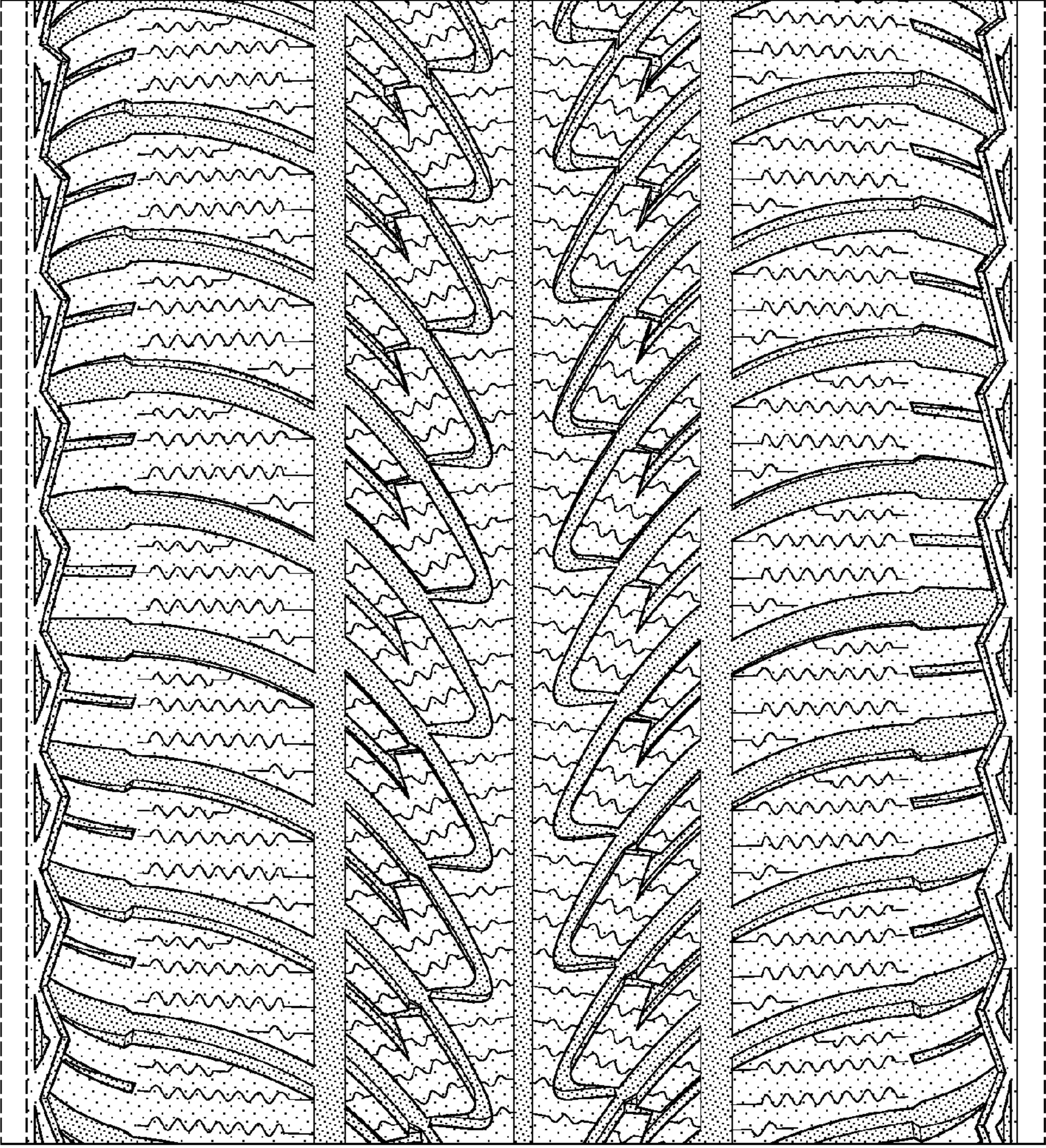


FIG-4

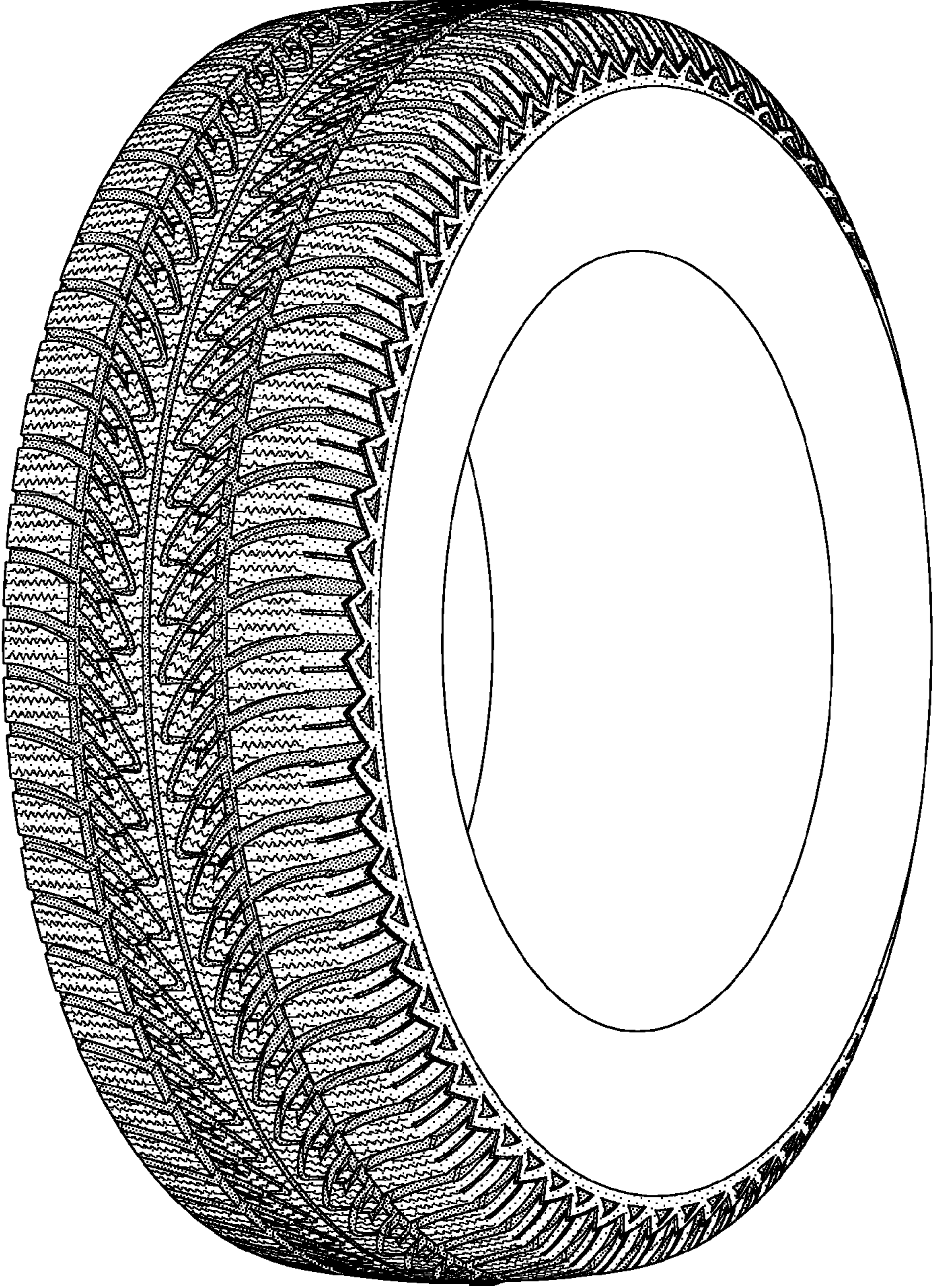


FIG-5




FIG-6