



US00D641300S

(12) **United States Design Patent**
Ferency

(10) **Patent No.:** **US D641,300 S**
(45) **Date of Patent:** **** Jul. 12, 2011**

(54) **LICENSE PLATE FRAME**

(76) Inventor: **Carl A. Ferency**, Los Angeles, CA (US)

(**) Term: **14 Years**

(21) Appl. No.: **29/388,122**

(22) Filed: **Mar. 24, 2011**

(51) **LOC (9) Cl.** **12-16**

(52) **U.S. Cl.** **D12/193**

(58) **Field of Classification Search** D12/193;
D6/300-305, 310-314, 450; 40/200-204,
40/207-214; 362/497, 473, 327, 604; D20/13;
D1/106, 126; D7/354; D10/10; D11/149;
D14/480.2

See application file for complete search history.

(56) **References Cited**

U.S. PATENT DOCUMENTS

D78,200 S *	4/1929	Fouch	D12/193
D112,222 S *	11/1938	Soletti	D20/13
D123,317 S *	10/1940	West	D20/13
D148,583 S *	2/1948	Searcy	D12/193
D247,479 S *	3/1978	Byrne	D10/10
D357,337 S *	4/1995	Roth	D1/106
D359,635 S *	6/1995	Muntener	D6/450

D477,799 S *	7/2003	Arens	D12/193
D504,350 S *	4/2005	Bjorklund	D11/149
D510,718 S *	10/2005	Spencer	D12/193
D525,411 S *	7/2006	Haro	D1/106
D593,917 S *	6/2009	Spencer et al.	D12/193
D595,083 S *	6/2009	Rich	D7/354
D612,782 S *	3/2010	Johnson et al.	D12/193
D631,054 S *	1/2011	Spier	D14/480.2

* cited by examiner

Primary Examiner — Stacia Cadmus

(74) *Attorney, Agent, or Firm* — Richard S. Erbe

(57) **CLAIM**

The ornamental design for a license plate frame, as shown and described.

DESCRIPTION

FIG. 1 is a perspective view of my license plate frame;
FIG. 2 is a front elevational view of my license plate frame;
FIG. 3 is a rear elevational view of my license plate frame;
FIG. 4 is a left side elevational view of my license plate frame;
FIG. 5 is a right side elevational view of my license plate frame;
FIG. 6 is a top view of my license plate frame; and,
FIG. 7 is a bottom view of my license plate frame.

1 Claim, 1 Drawing Sheet

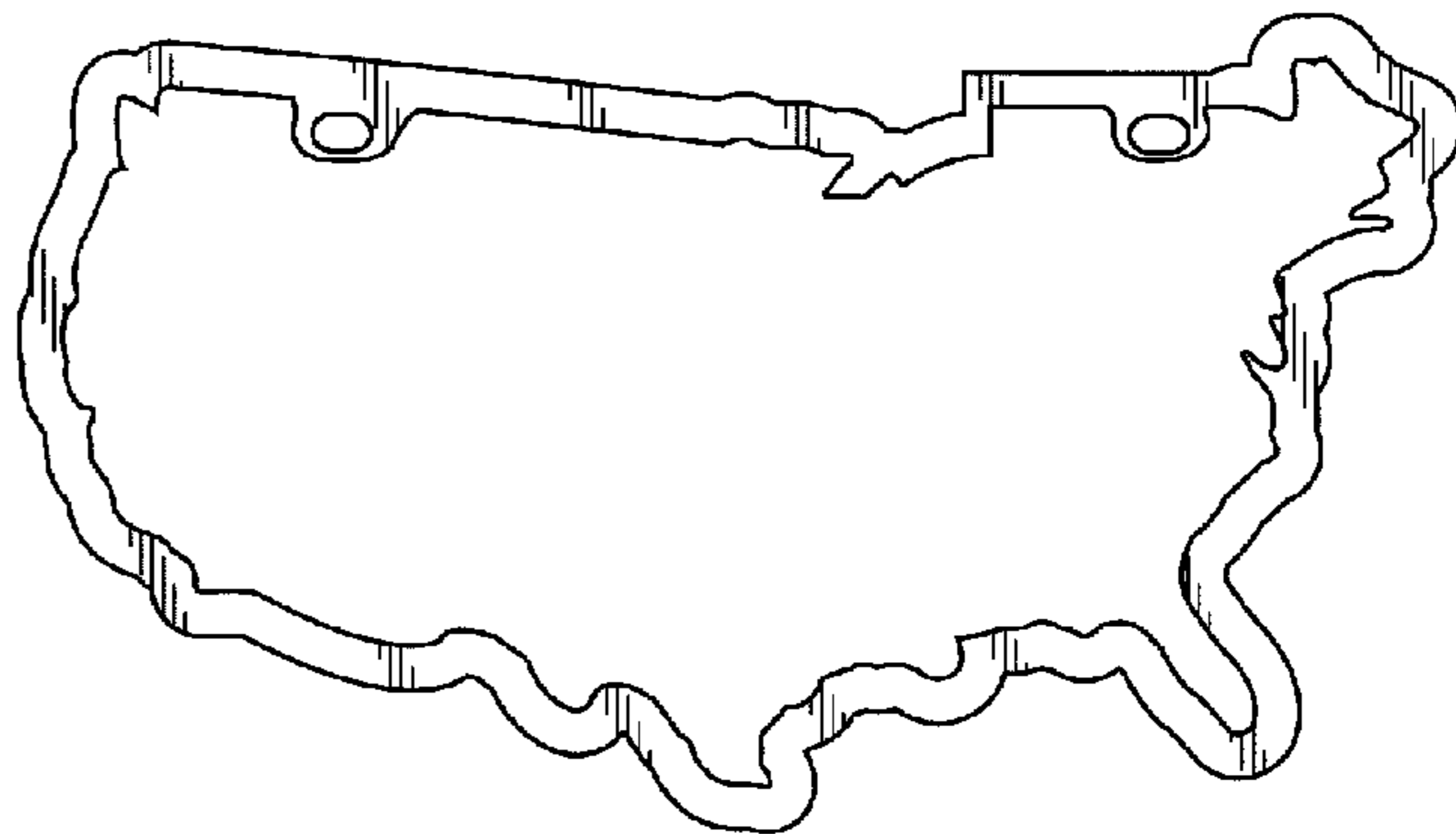
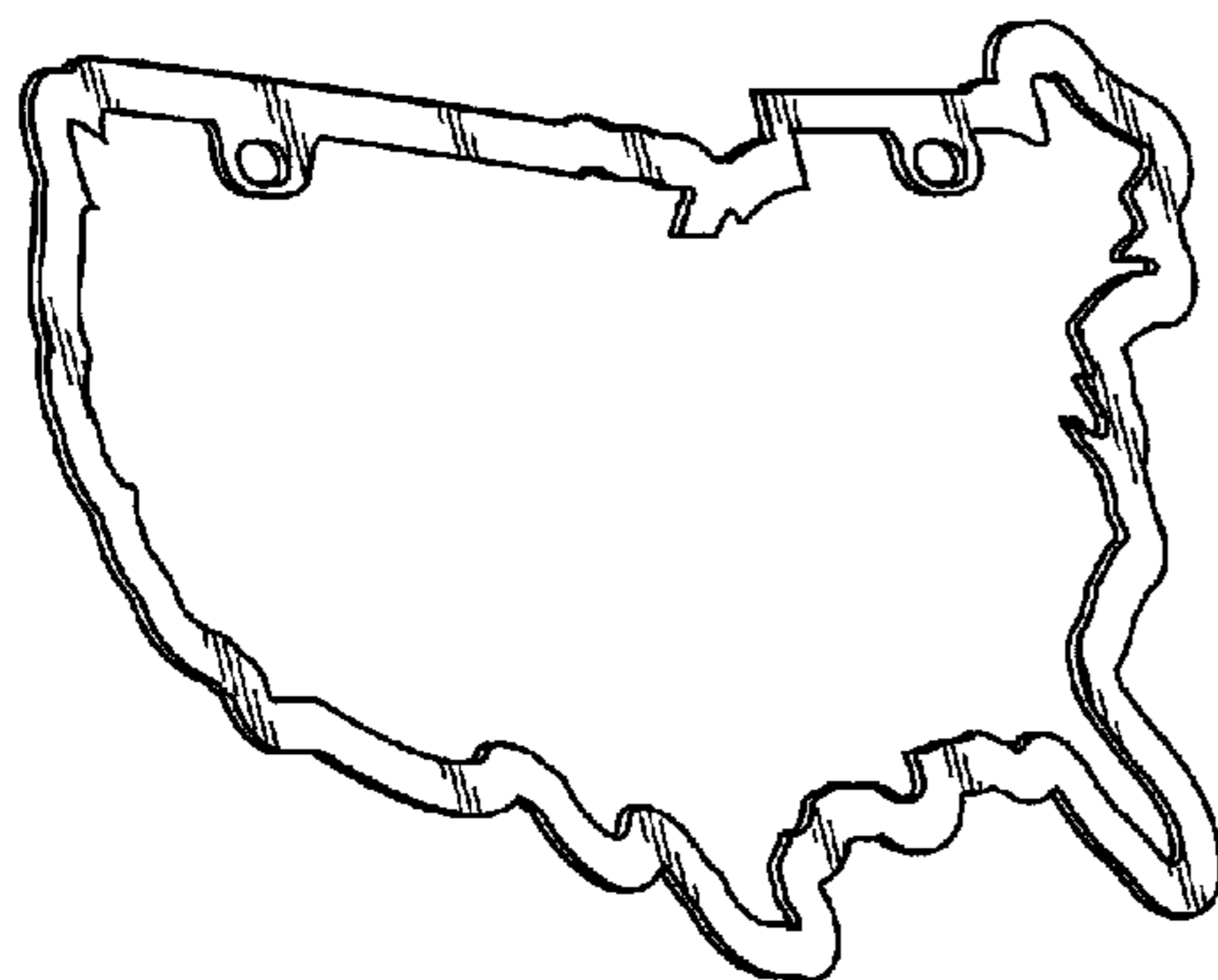


FIG. 1

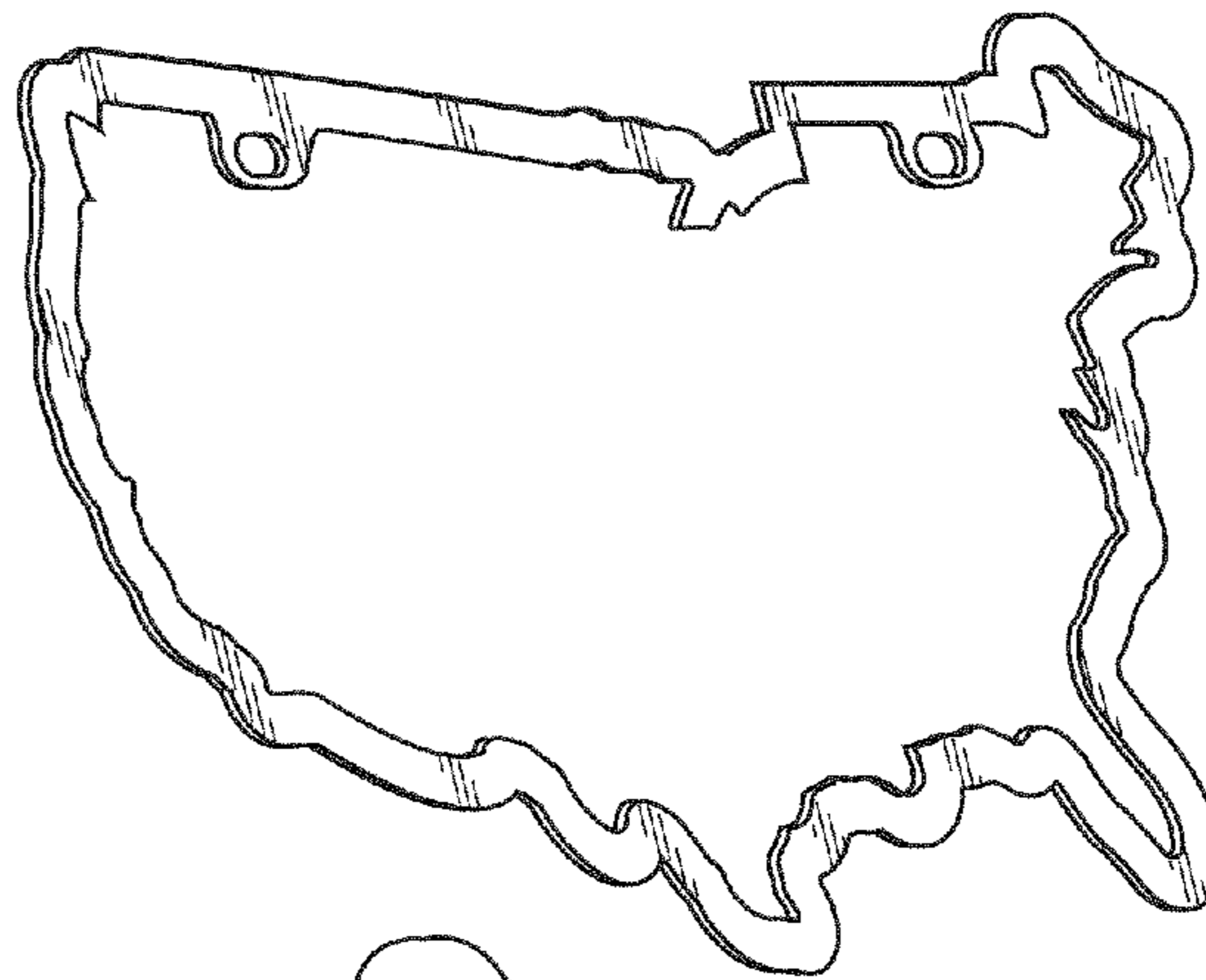


FIG. 2

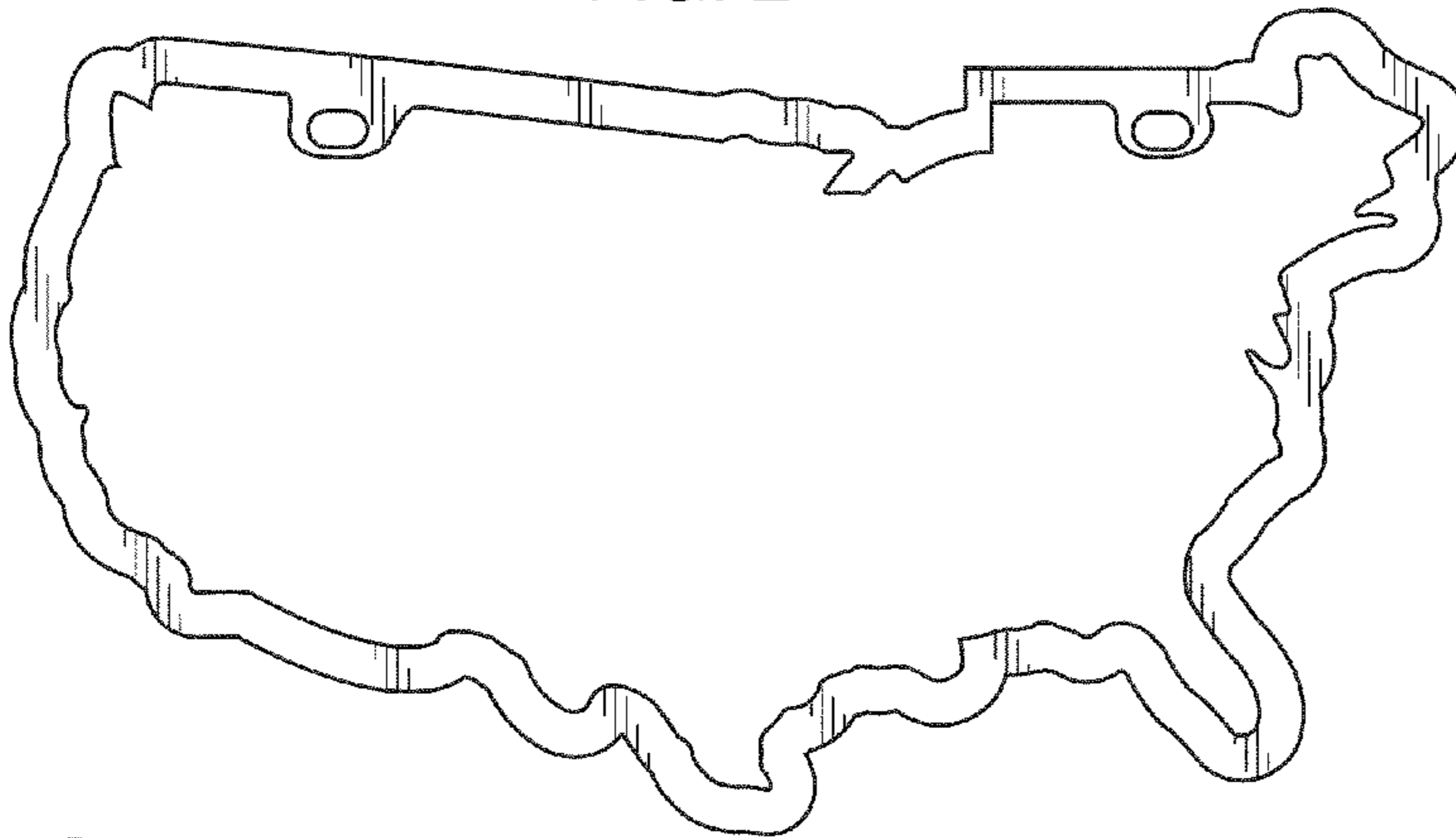


FIG. 4



FIG. 5

FIG. 3

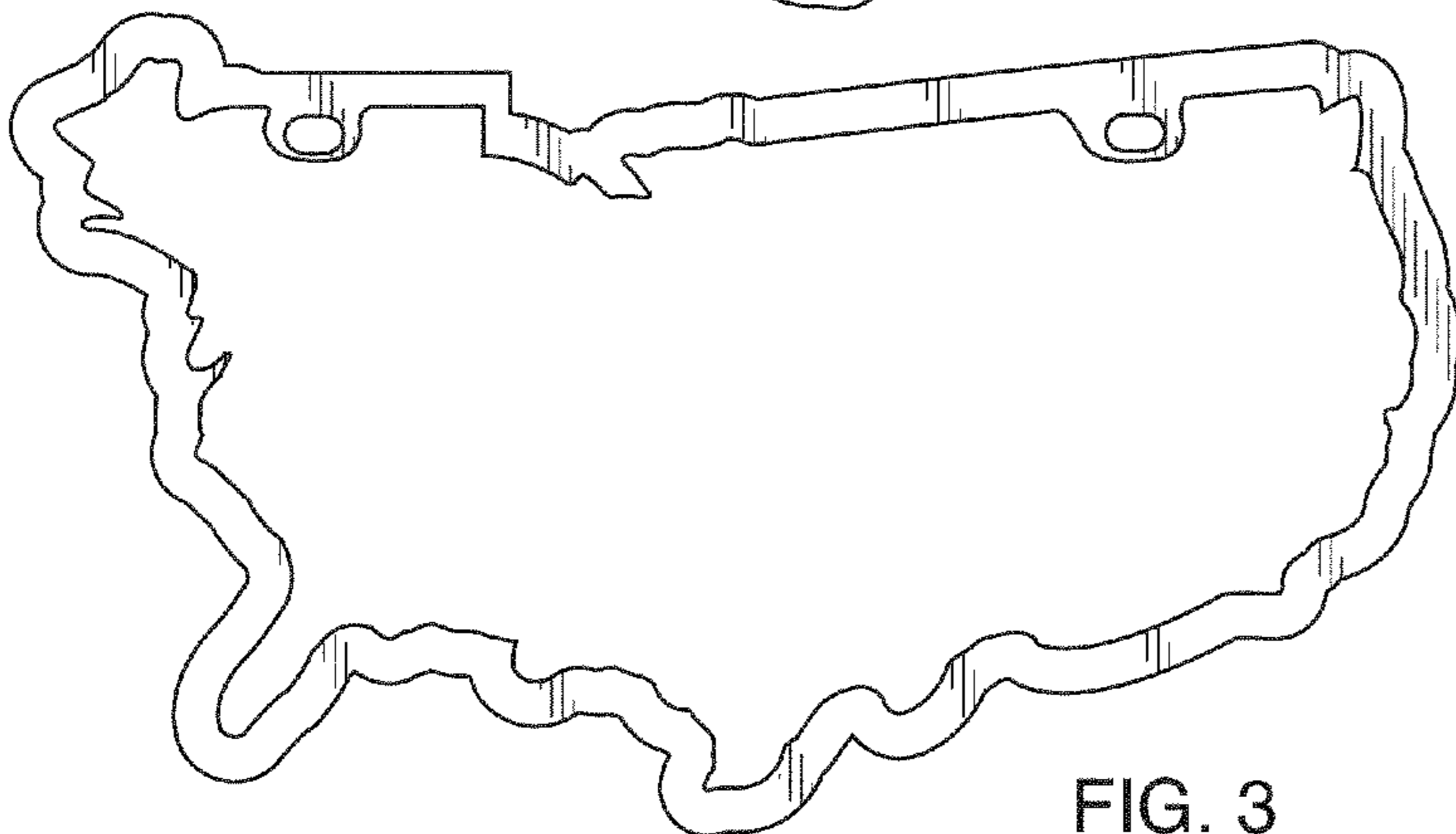


FIG. 6

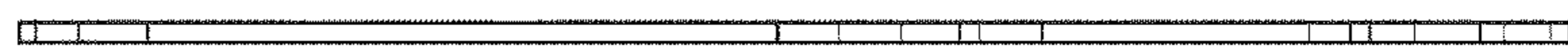


FIG. 7

