



US00D641279S

(12) **United States Design Patent**
Hobeika

(10) **Patent No.:** **US D641,279 S**
(45) **Date of Patent:** **** Jul. 12, 2011**

(54) **JEWELRY CLASP**

(76) Inventor: **Pamela B. Hobeika**, Murrells Inlet, SC
(US)

(**) Term: **14 Years**

(21) Appl. No.: **29/372,645**

(22) Filed: **Dec. 17, 2010**

(51) **LOC (9) Cl.** **11-02**

(52) **U.S. Cl.** **D11/87**

(58) **Field of Classification Search** D11/200-231,
D11/87, 88, 3, 86; 24/196, 616, 625, 650,
24/114.6, 303, 658, 41.1; 63/12, 3, 3.1, 3.2,
63/900

See application file for complete search history.

(56) **References Cited**

U.S. PATENT DOCUMENTS

3,071,938	A *	1/1963	Davidson	63/13
3,599,298	A	8/1971	Anderson		
D264,828	S	6/1982	Gray		
D310,050	S *	8/1990	Merritt	D11/3
D312,982	S	12/1990	Moodley		
D348,854	S *	7/1994	Salsgiver	D11/86
5,497,636	A *	3/1996	Felcher	63/3.2
D377,462	S	1/1997	Kassardjian		
5,669,242	A *	9/1997	Cayton	63/21
D388,741	S	1/1998	Door		
D390,496	S	2/1998	Olsen et al.		
D394,022	S	5/1998	Tanner		
D421,406	S	3/2000	Door		
6,088,884	A	7/2000	Hentz		

6,438,995	B1	8/2002	Kuptzin et al.		
D476,768	S *	7/2003	Sooferian	D26/67
6,925,838	B1 *	8/2005	Carmack	63/12
D521,895	S	5/2006	Scharr		
D522,906	S	6/2006	Siggins		
D527,300	S *	8/2006	Ppngonis	D11/86
D528,938	S *	9/2006	Pongonis	D11/86
D531,928	S *	11/2006	Pongonis	D11/86
D561,636	S	2/2008	Khubani		
D608,239	S	1/2010	McCarty-O'Brien		
7,779,517	B1	8/2010	Stewart		

* cited by examiner

Primary Examiner — Cathron C Brooks

Assistant Examiner — Melanie Levy

(74) *Attorney, Agent, or Firm* — P. Jeff Martin; The Law Firm of P. Jeffrey Martin, LLC

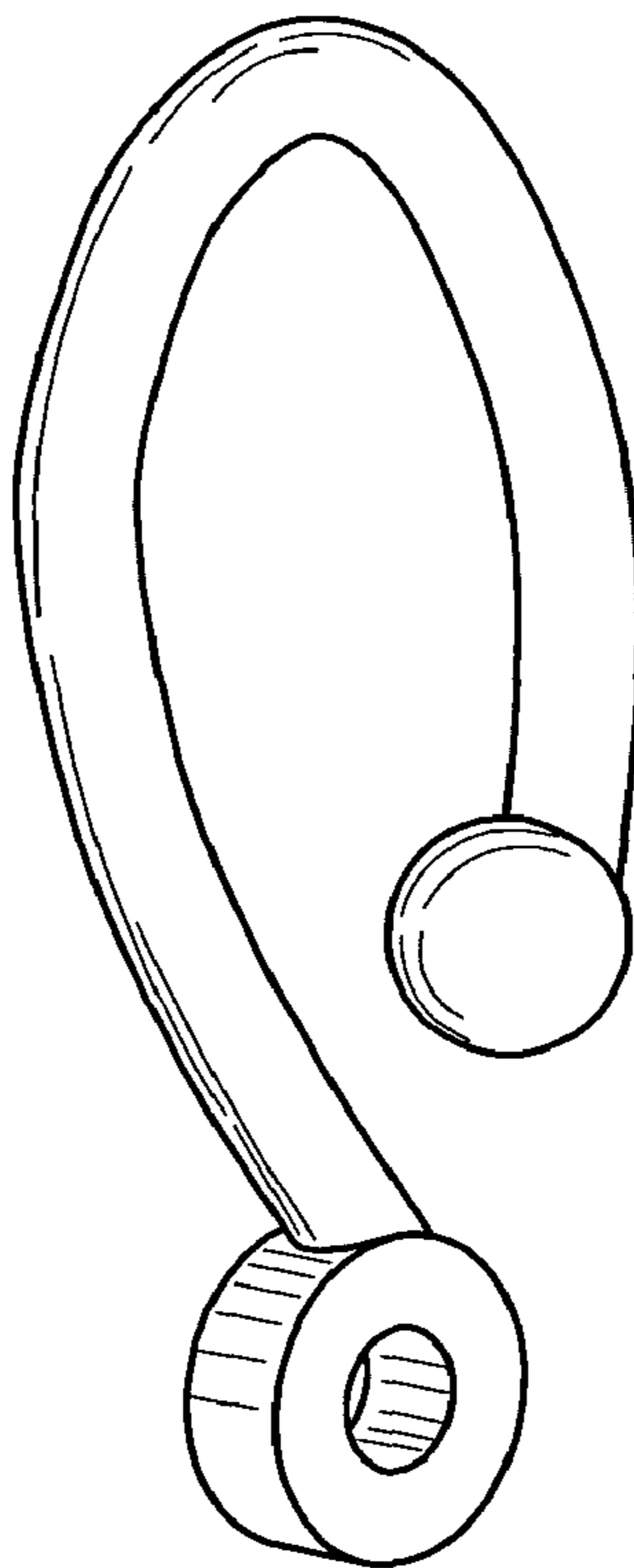
(57) **CLAIM**

The ornamental design for a jewelry clasp, as shown and described.

DESCRIPTION

FIG. 1 is a right, rear perspective view of a jewelry clasp showing my new design;
FIG. 2 is a top plan view of the jewelry clasp of FIG. 1;
FIG. 3 is a bottom plan of the jewelry clasp of FIG. 1;
FIG. 4 is a right side view of the jewelry clasp of FIG. 1;
FIG. 5 is a left side view of the jewelry clasp of FIG. 1;
FIG. 6 is a front elevational view of the jewelry clasp of FIG. 1; and,
FIG. 7 is a rear elevational view of the jewelry clasp of FIG. 1.

1 Claim, 2 Drawing Sheets



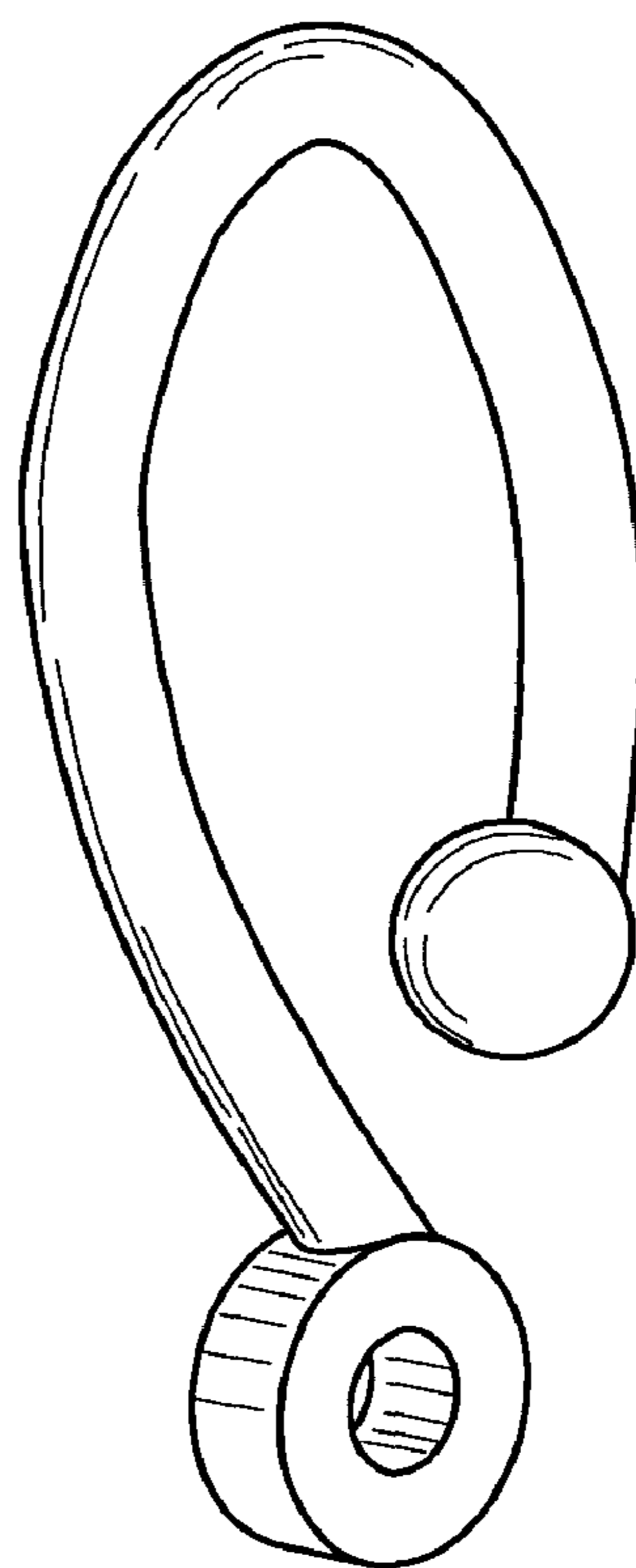


FIG. 1

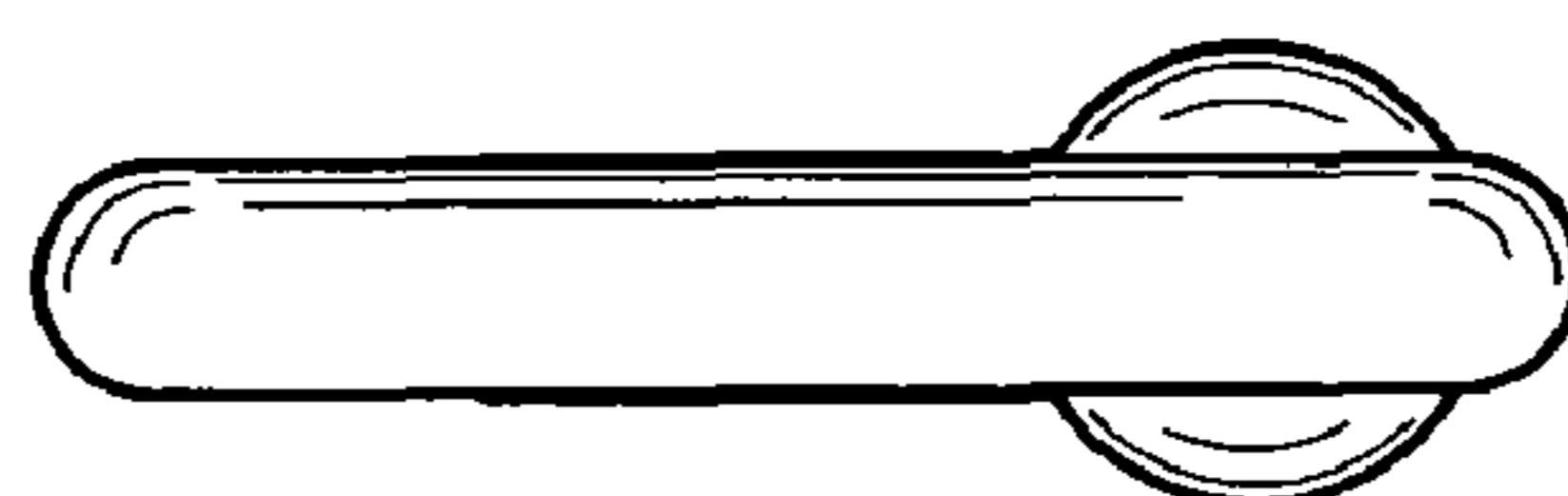


FIG. 2

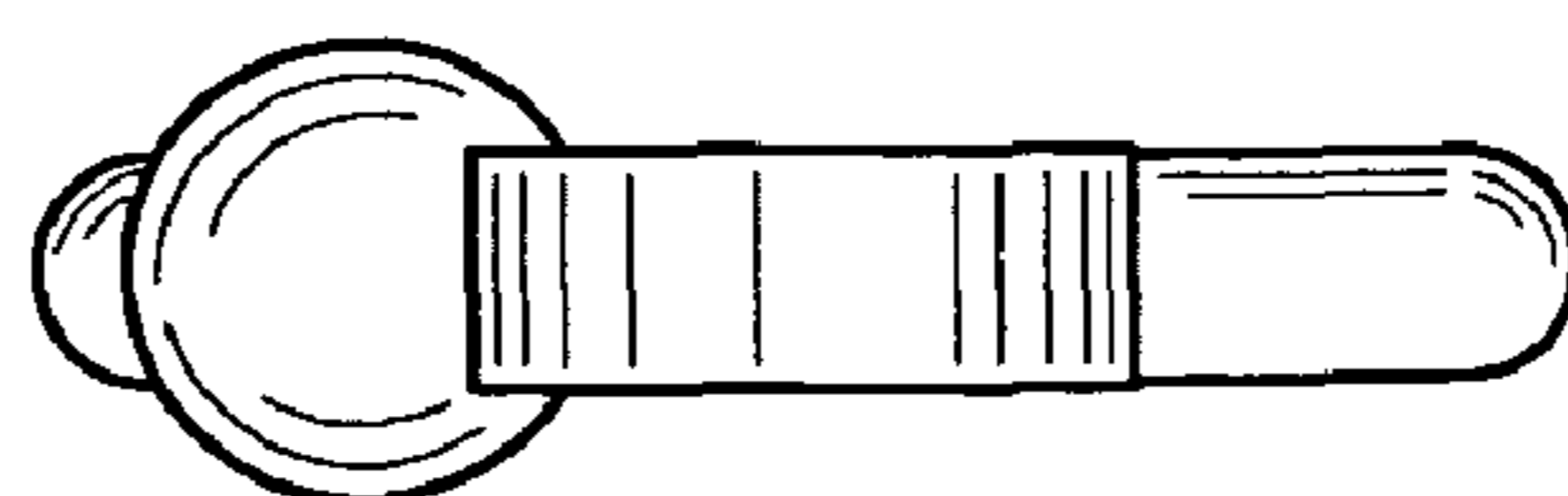


FIG. 3

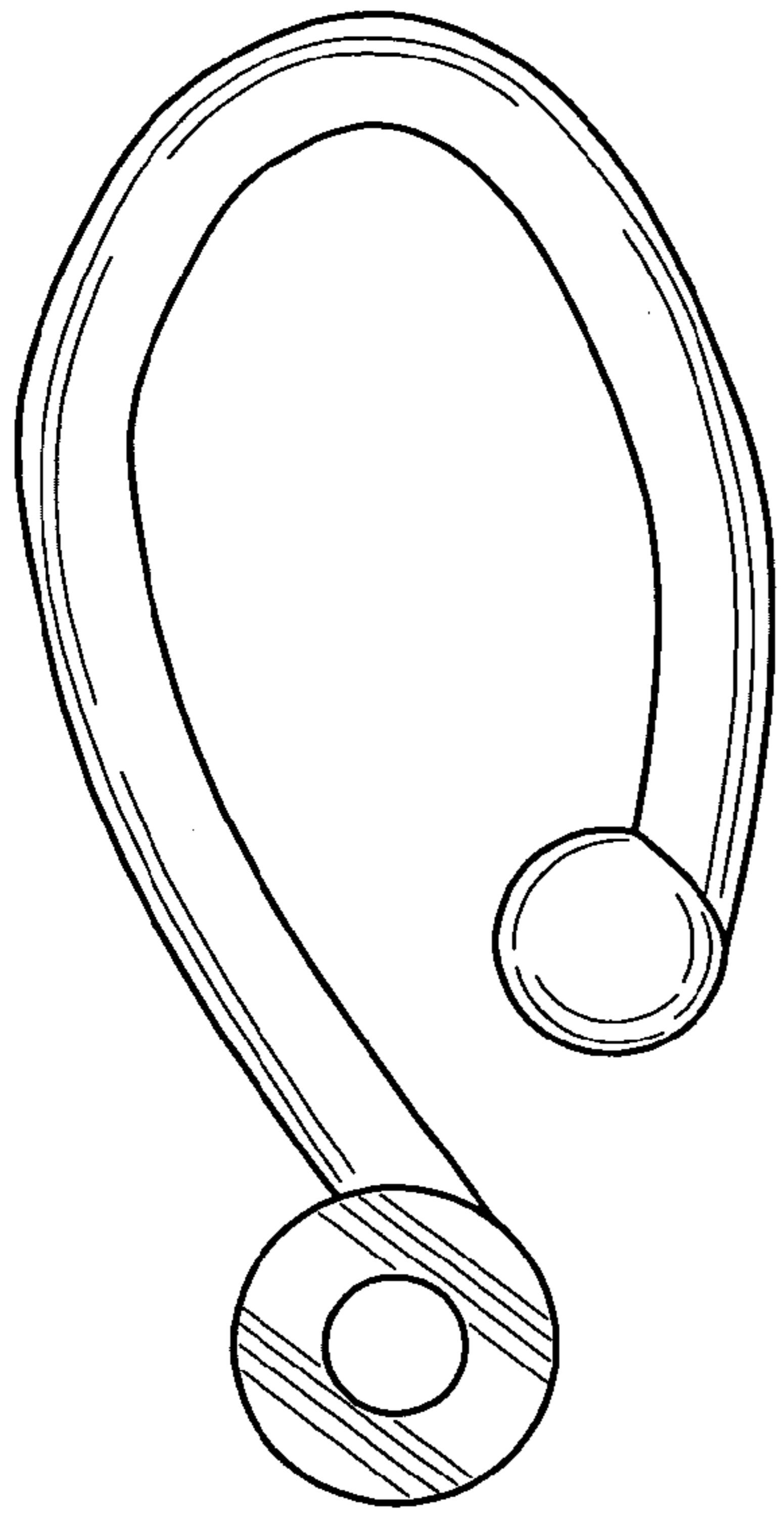


FIG. 4

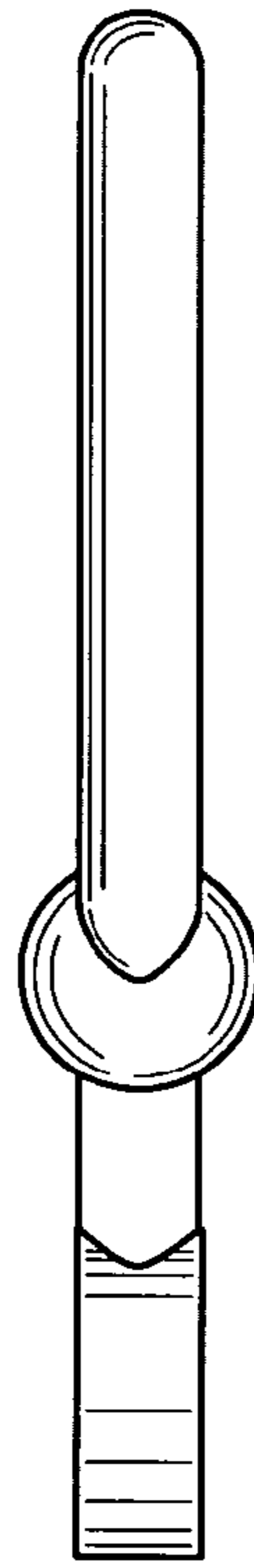


FIG. 6

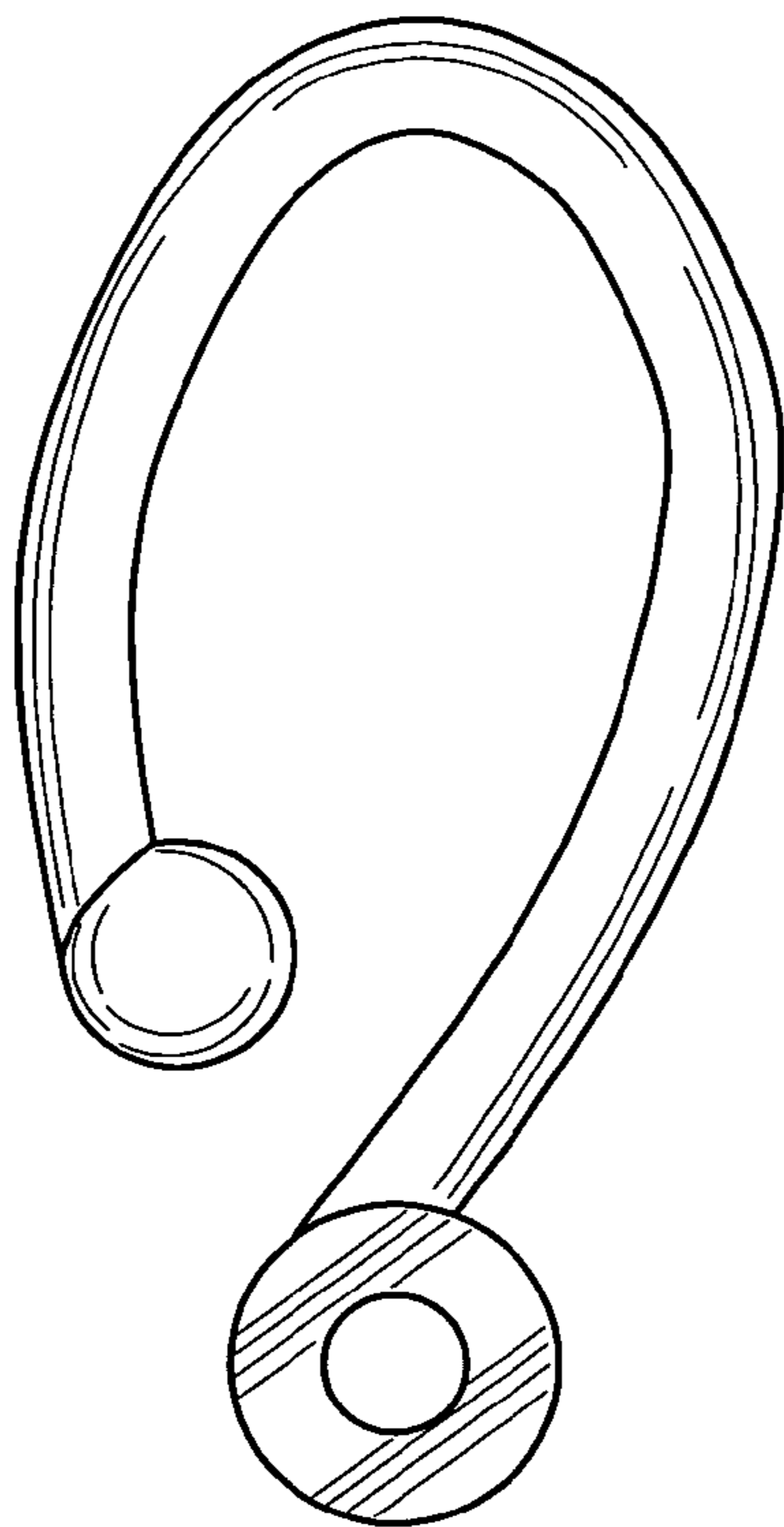


FIG. 5

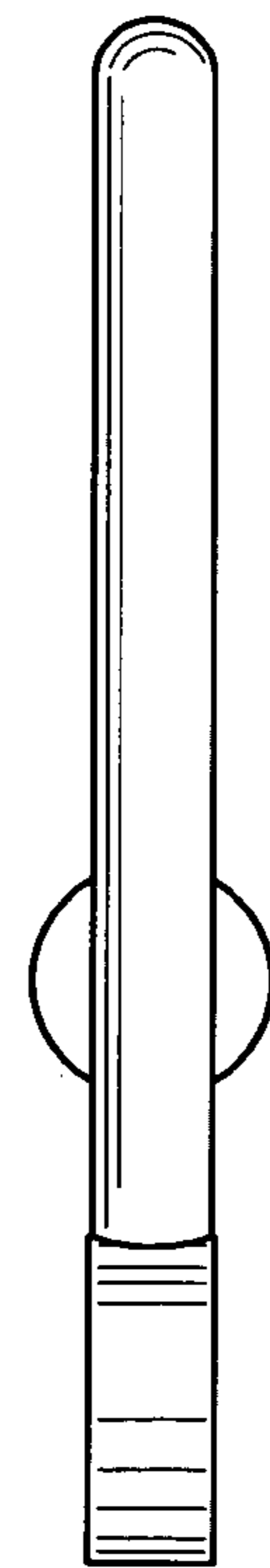


FIG. 7