



US00D641262S

(12) **United States Design Patent**
Peterson

(10) **Patent No.:** **US D641,262 S**

(45) **Date of Patent:** **** Jul. 12, 2011**

(54) **CLOCK ASSEMBLY**

(76) Inventor: **Troy M. Peterson**, Layton, UT (US)

(**) Term: **14 Years**

(21) Appl. No.: **29/382,670**

(22) Filed: **Jan. 6, 2011**

(51) **LOC (9) Cl.** **10-01**

(52) **U.S. Cl.** **D10/2; D10/6; D10/24**

(58) **Field of Classification Search** D10/1-29;
368/276, 285, 316, 317, 278
See application file for complete search history.

(56) **References Cited**

U.S. PATENT DOCUMENTS

D209,977 S *	1/1968	Judson	D10/9
D236,809 S *	9/1975	Silva	D10/6
D237,593 S	11/1975	Clock		
D238,857 S *	2/1976	Viotte	D10/6
D248,651 S *	7/1978	Zivica	D14/189
D262,947 S *	2/1982	Barsanti	D10/6
D274,987 S *	8/1984	Mermelstein	D10/8
D276,982 S *	1/1985	Kostios	D10/24
D308,637 S *	6/1990	Howe	D10/6
D325,349 S	4/1992	Perri		
D334,539 S	4/1993	Der Garabedian		
5,216,642 A	6/1993	Rikkens		

D339,297 S *	9/1993	Balch	D10/6
D341,783 S *	11/1993	Wise	D10/6
D343,126 S	1/1994	McNeely		
D350,290 S *	9/1994	Hersch	D10/33
D369,946 S *	5/1996	Miller et al.	D7/606
D420,597 S *	2/2000	Emdur	D10/2
D440,407 S *	4/2001	Farley	D6/303
D518,738 S	4/2006	Dreggors		
D553,013 S	10/2007	Foster		
D557,616 S	12/2007	Foster		
7,339,856 B1	3/2008	Hardesty		
D577,296 S *	9/2008	Manning	D10/2
D630,110 S *	1/2011	Borders	D10/2

* cited by examiner

Primary Examiner — Lucy Lieberman

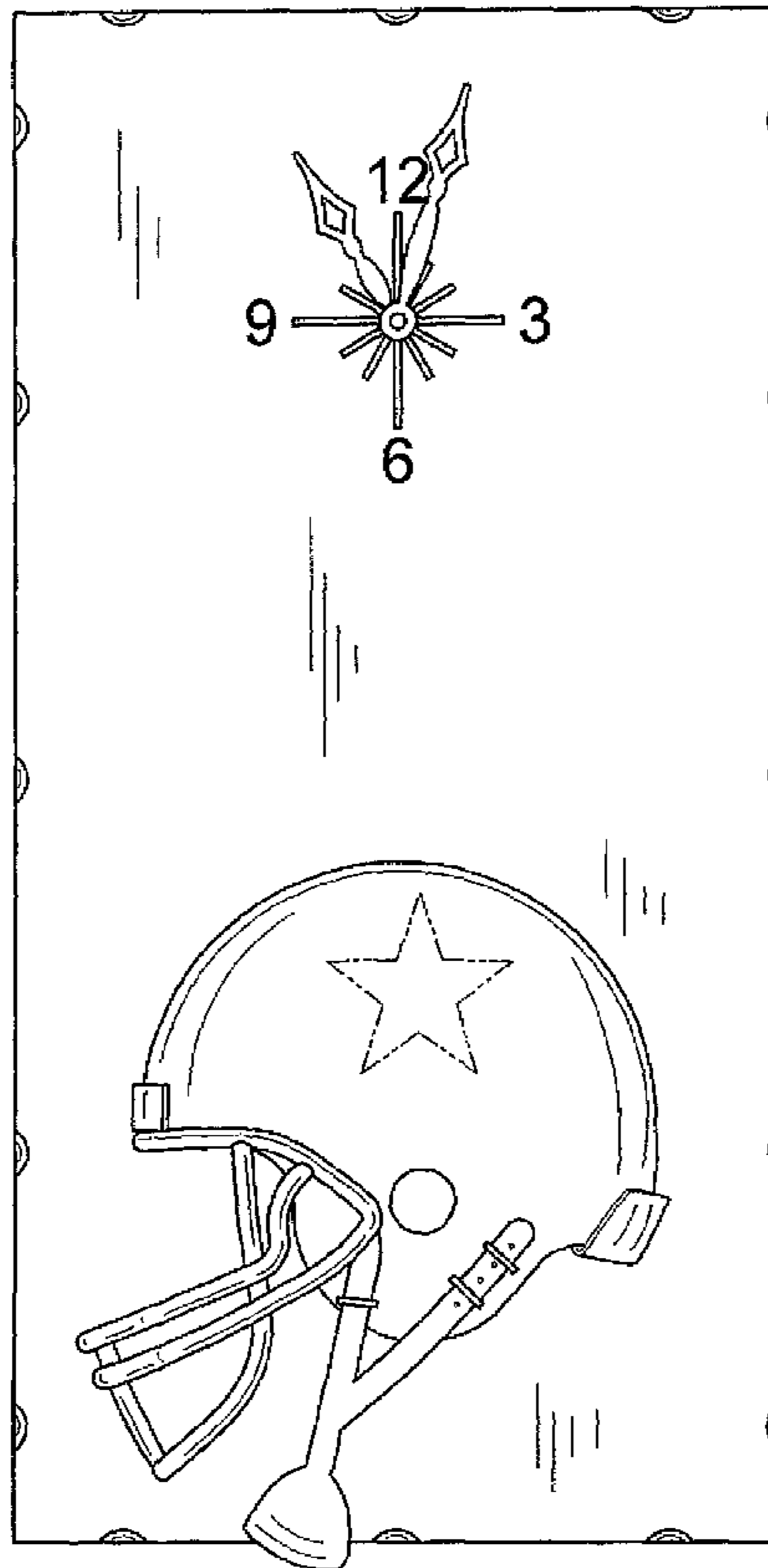
(57) **CLAIM**

The ornamental design for a clock assembly, as shown and described.

DESCRIPTION

FIG. 1 is a front elevation of a clock assembly showing my new design, the area in phantom being for illustrative purposes only and forming no portion of the claimed invention; FIG. 2 is a right side elevation of the clock assembly; FIG. 3 is a left side elevation of the clock assembly; FIG. 4 is a top plan view of the clock assembly; FIG. 5 is a bottom plan view of the clock assembly; and, FIG. 6 is a top perspective view of the clock assembly.

1 Claim, 4 Drawing Sheets



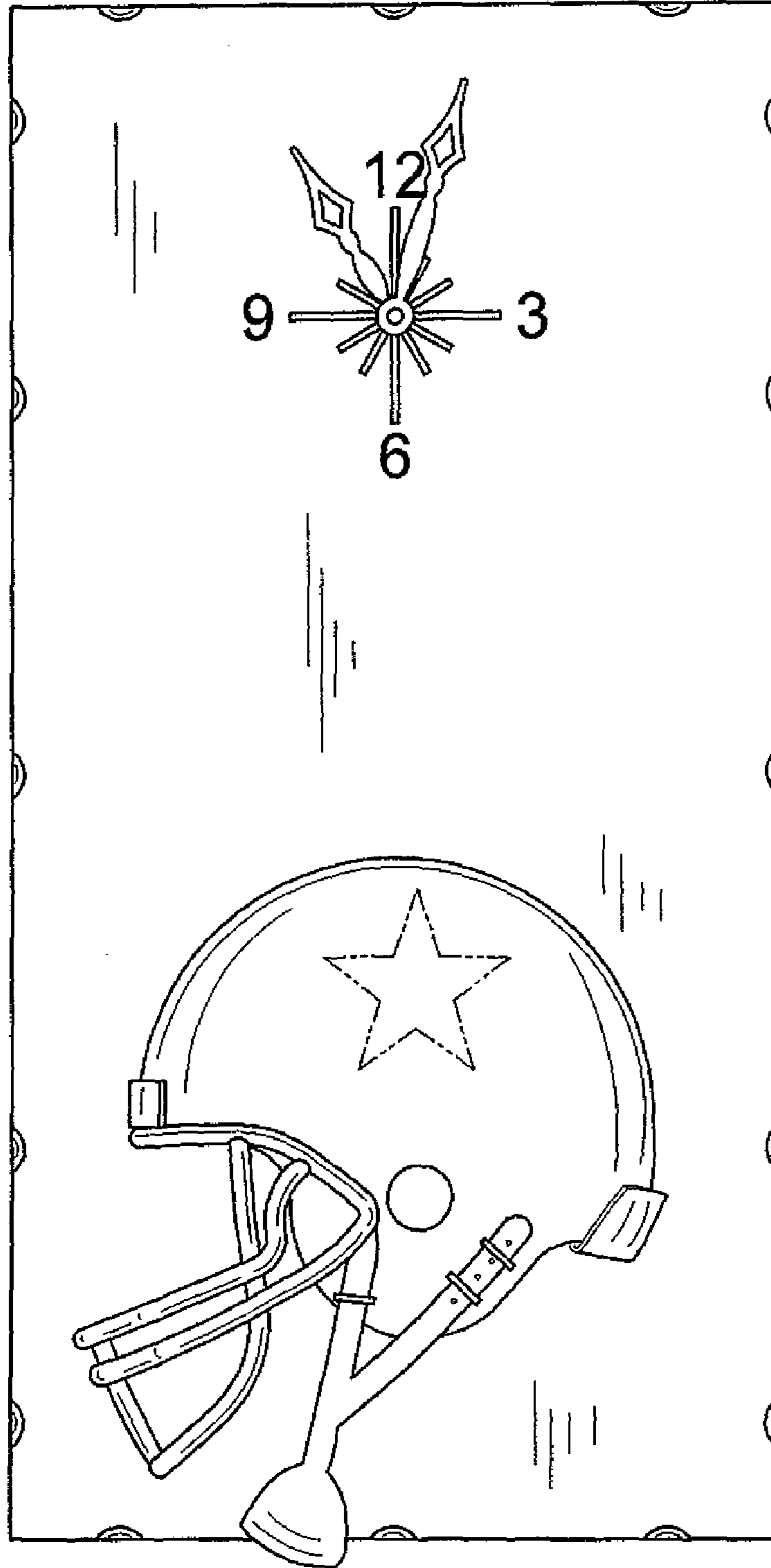


FIG. 1

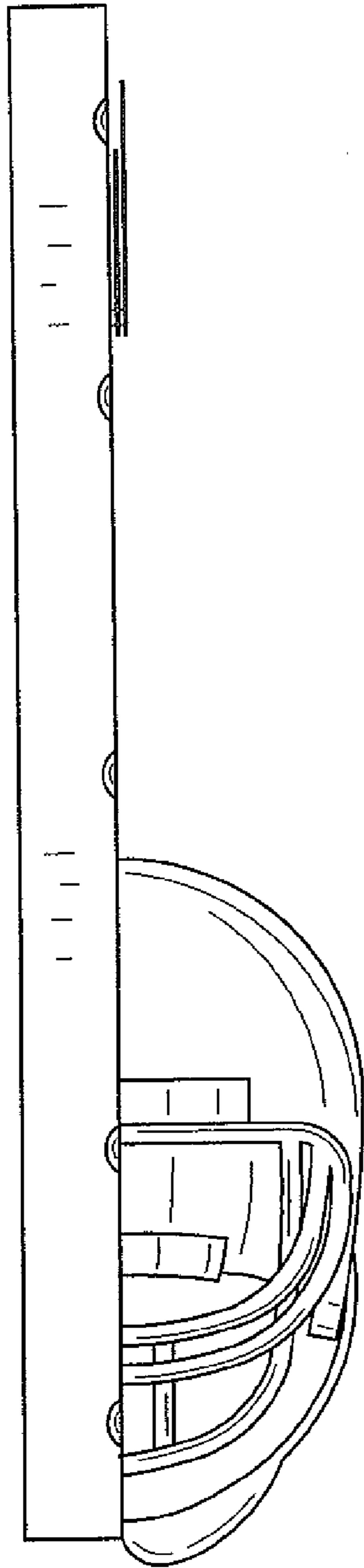


FIG. 2

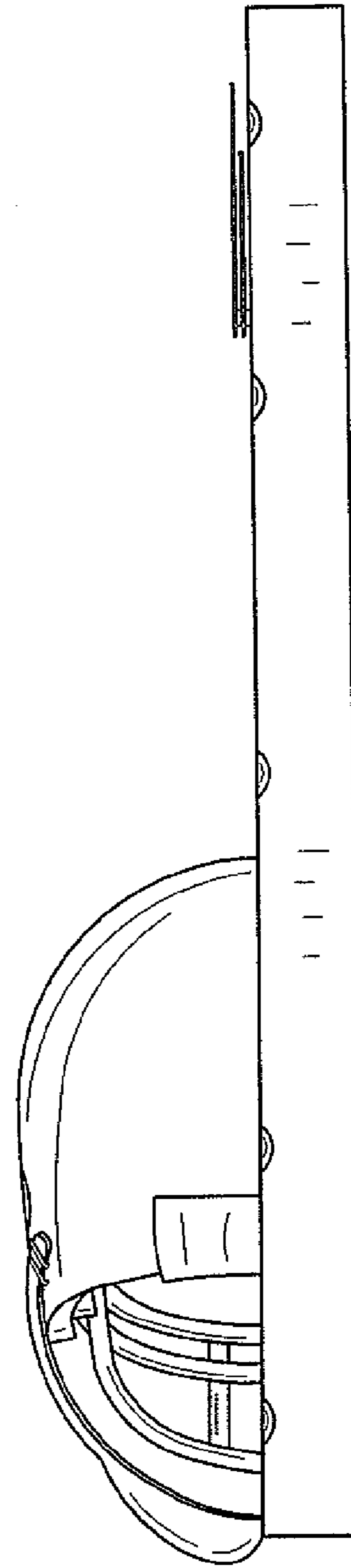


FIG. 3

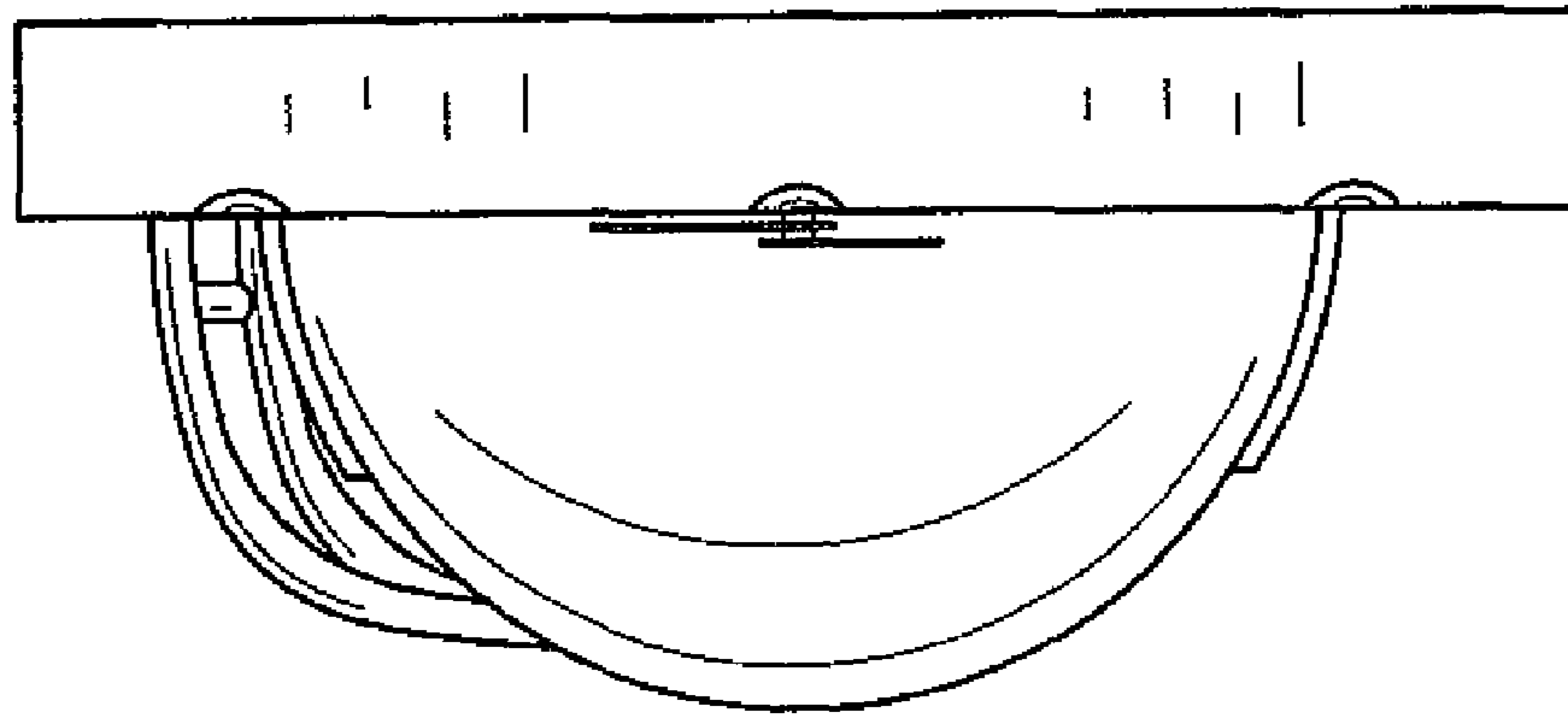


FIG. 4

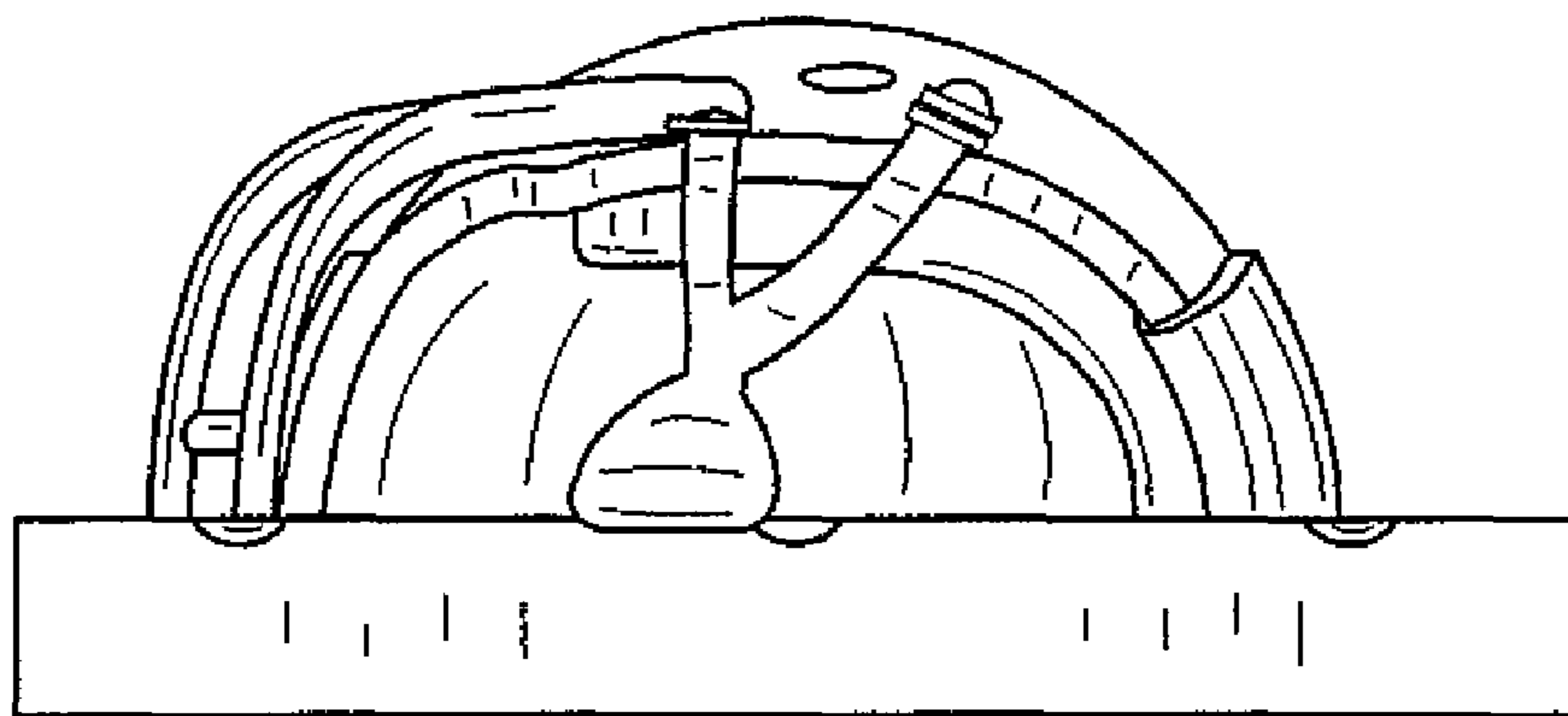


FIG. 5

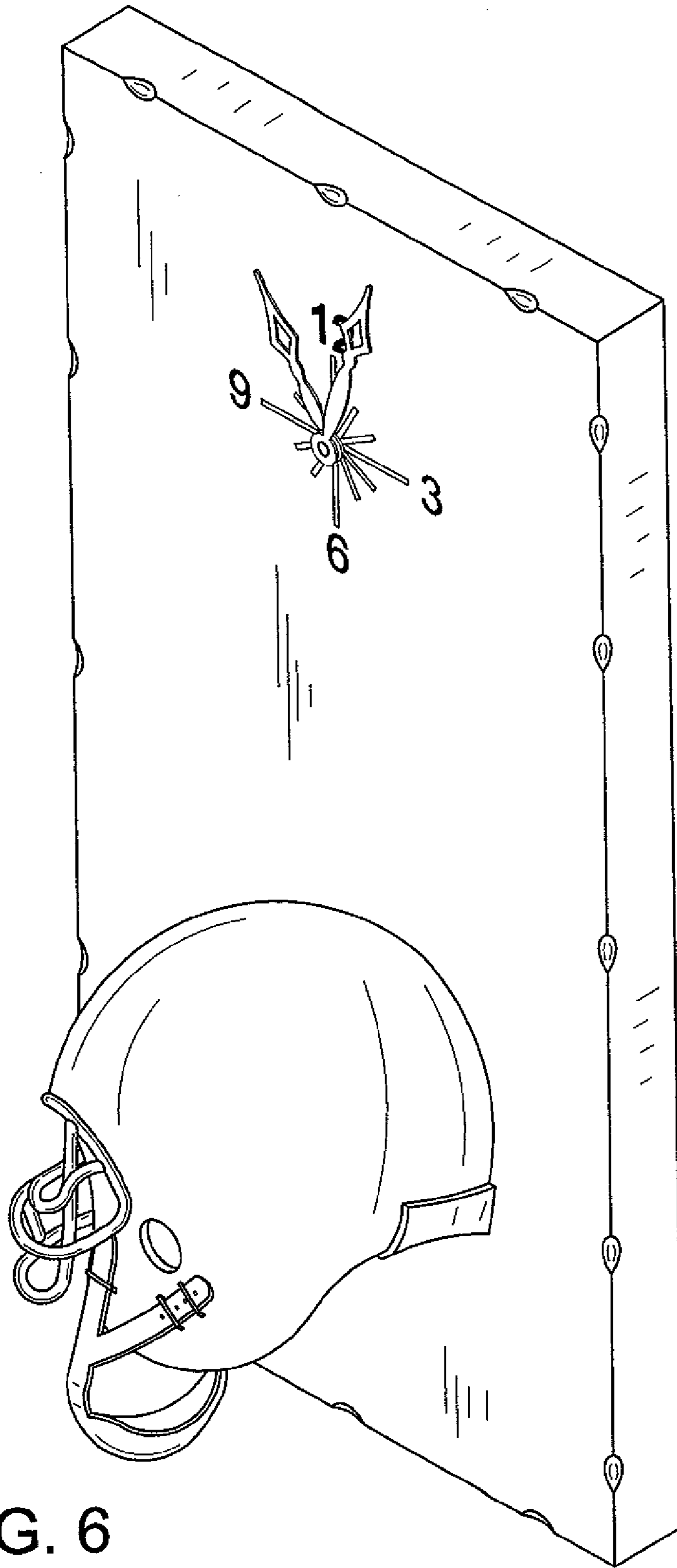


FIG. 6