



US00D641242S

(12) **United States Design Patent**
Pfarrhofer

(10) **Patent No.:** **US D641,242 S**

(45) **Date of Patent:** **** Jul. 12, 2011**

(54) **SIFTER COVER**

(75) Inventor: **Markus Pfarrhofer**, Feldkirchen/Donau (AT)

(73) Assignee: **Wiberg Besitz GmbH** (AT)

(**) Term: **14 Years**

(21) Appl. No.: **29/358,518**

(22) Filed: **Mar. 29, 2010**

(30) **Foreign Application Priority Data**

Sep. 30, 2009 (EM) 001617572-0001

(51) **LOC (9) Cl.** **09-06**

(52) **U.S. Cl.** **D9/449; D9/447**

(58) **Field of Classification Search** 215/305, 215/306, 322; 220/260, 375, 810, 811; 222/492, 222/494, 521; D9/423, 438, 443, 446, 447, D9/449, 450, 453, 529, 560, 738; D7/392.1

See application file for complete search history.

(56) **References Cited**

U.S. PATENT DOCUMENTS

949,974 A * 2/1910 Cibulka 220/345.1
D504,796 S * 5/2005 Schuler et al. D7/392.1
D562,131 S * 2/2008 Wichowski D9/440
D566,552 S * 4/2008 Vette D9/449

D608,140 S * 1/2010 Gilbert D7/396.2
D614,028 S * 4/2010 Daniel et al. D9/449
D614,955 S * 5/2010 Cresswell et al. D9/447

* cited by examiner

Primary Examiner — Susan Bennett Hattan

(74) *Attorney, Agent, or Firm* — Lerner, David, Littenberg, Krumholz & Mentlik, LLP

(57) **CLAIM**

The ornamental design for a sifter cover, as shown and described.

DESCRIPTION

FIG. 1 is a perspective view of a sifter cover showing my new design;

FIG. 2 is a top plan view of the sifter cover as shown in FIG. 1;

FIG. 3 is a bottom plan view of the sifter cover as shown in FIG. 1;

FIG. 4 is a right side elevational view of the sifter cover as shown in FIG. 1, the left side elevational view being a mirror image thereof;

FIG. 5 is a front elevational view of the sifter cover as shown in FIG. 1, the rear elevational view being a mirror image thereof;

FIG. 6 is a perspective view of the sifter cover as shown in FIG. 1 shown in one open orientation; and,

FIG. 7 is a perspective view of the sifter cover as shown in FIG. 1 shown in another open orientation.

1 Claim, 7 Drawing Sheets





FIG. 1




FIG. 2




FIG. 3

FIG. 4





FIG. 5






FIG. 6



FIG. 7