

US00D641229S

(12) **United States Design Patent**
Qiblawi et al.

(10) **Patent No.:** **US D641,229 S**
(45) **Date of Patent:** **** Jul. 12, 2011**

(54) **HOOK**

(75) Inventors: **Jameel R. Qiblawi**, Mendota Heights, MN (US); **Craig D. Thompson**, Inver Grove Heights, MN (US); **Sean C. McGreevy**, St. Paul, MN (US); **Dagmara Siemieniec**, Milan (IT); **Marcela S. Iglesias**, Milan (IT); **Johannes Bayer**, Balgach (CH)

(73) Assignee: **3M Innovative Properties Company**, St. Paul, MN (US)

(**) Term: **14 Years**

(21) Appl. No.: **29/367,120**

(22) Filed: **Aug. 3, 2010**

(51) **LOC (9) Cl.** **08-05**

(52) **U.S. Cl.** **D8/367**

(58) **Field of Classification Search** D8/367,
D8/376, 354, 349, 373, 323, 382, 328; 294/143;
248/340, 301, 304; 211/118; D12/115
See application file for complete search history.

(56) **References Cited**

U.S. PATENT DOCUMENTS

2,679,998 A * 6/1954 Keller 248/205.3
D281,838 S * 12/1985 Thompson D6/323

D307,539 S * 5/1990 Goodman et al. D8/367
D393,412 S * 4/1998 Bries et al. D8/367
D446,443 S * 8/2001 Snell D8/367
D480,292 S * 10/2003 Johansson et al. D8/367
D554,482 S * 11/2007 Hager et al. D8/367
D565,939 S * 4/2008 Newbould et al. D8/367
7,407,142 B1 * 8/2008 Lopez 248/304
D579,322 S * 10/2008 Newbould et al. D8/367
D583,653 S * 12/2008 Thompson et al. D8/367
D607,713 S * 1/2010 Andrew D8/367
D609,995 S * 2/2010 Hager et al. D8/367
D610,897 S * 3/2010 Hager et al. D8/367
D610,898 S * 3/2010 Hager et al. D8/367
7,833,620 B2 * 11/2010 Enserink et al. 428/321.1
D632,951 S * 2/2011 McGreevy et al. D8/367

* cited by examiner

Primary Examiner — Cynthia Underwood

(74) Attorney, Agent, or Firm — David B. Patchett

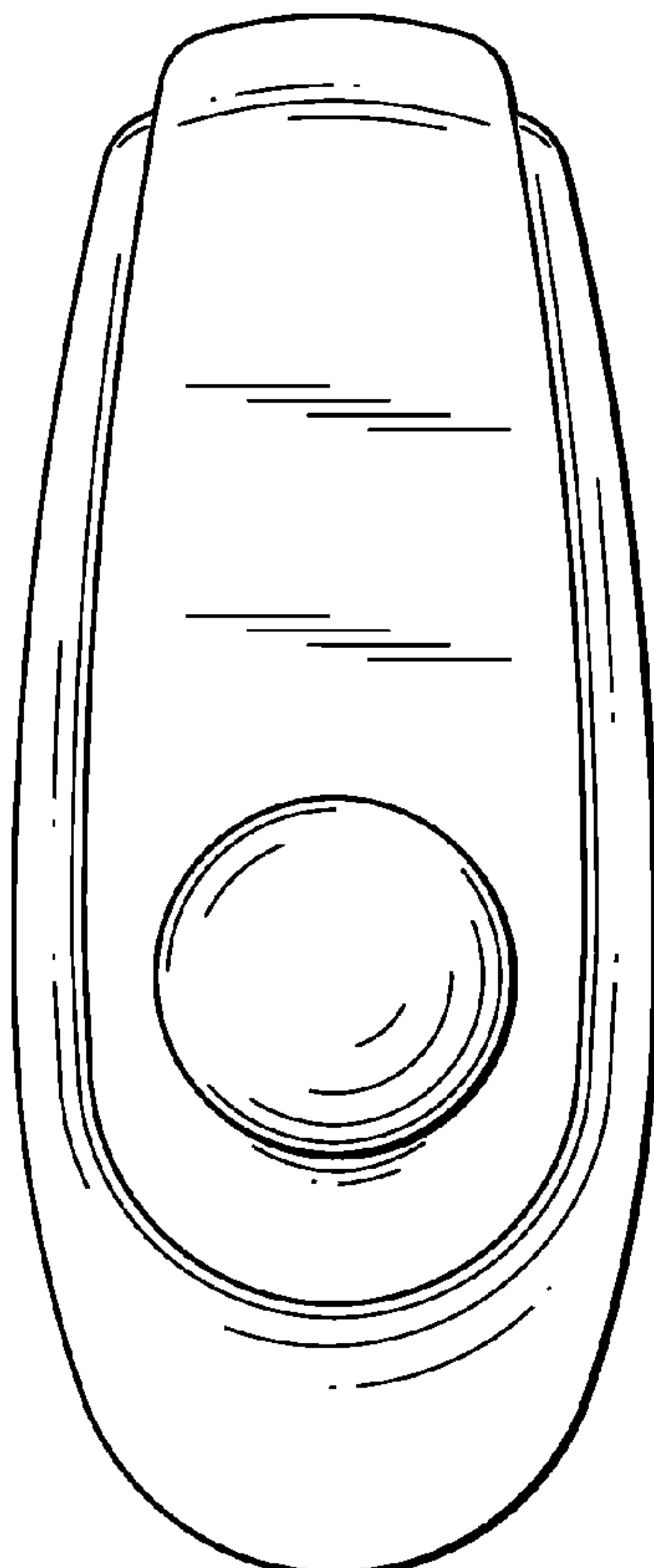
(57) **CLAIM**

The ornamental design for a hook, as shown and described.

DESCRIPTION

FIG. 1 is a front view showing the new design for a hook;
FIG. 2 is a perspective view thereof;
FIG. 3 is a bottom view thereof;
FIG. 4 is a top view thereof;
FIG. 5 is a left side view thereof, the right side being a mirror image thereof; and,
FIG. 6 is a rear view thereof.

1 Claim, 2 Drawing Sheets



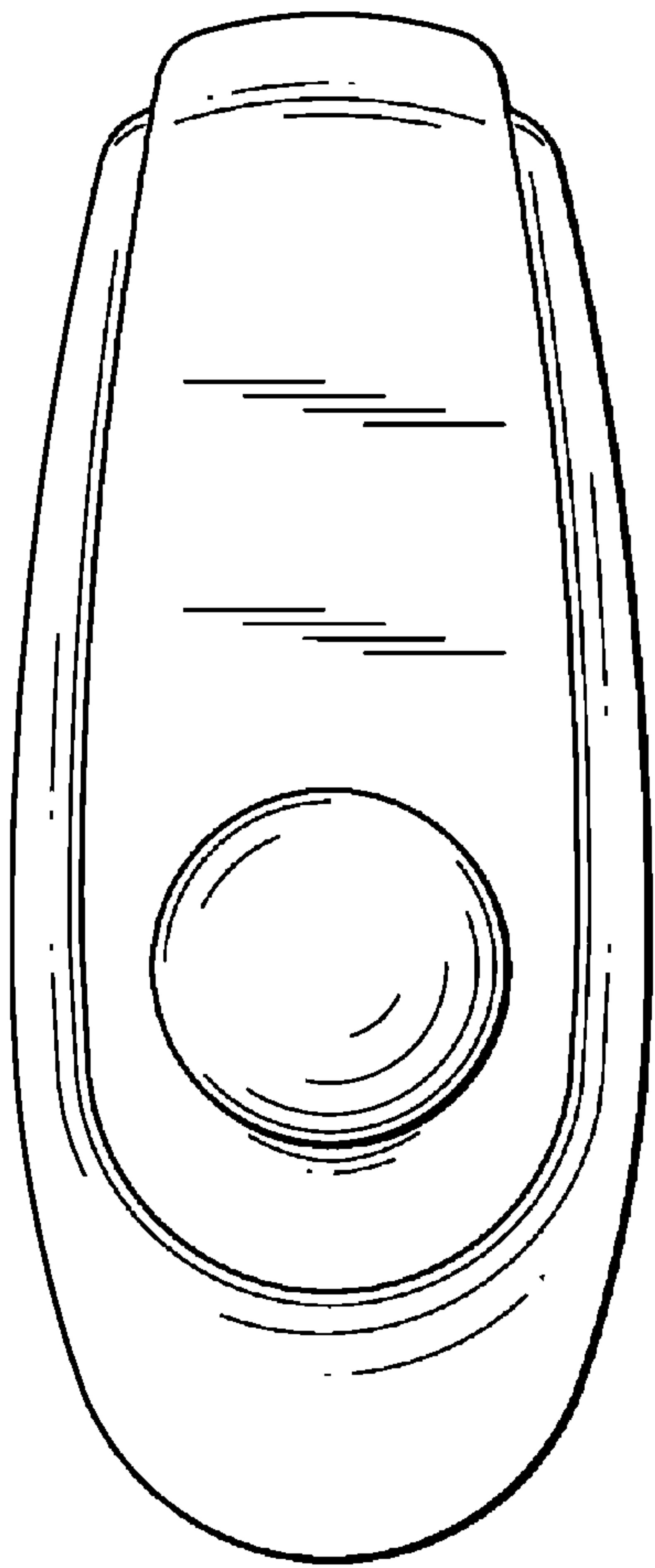


FIG. 1

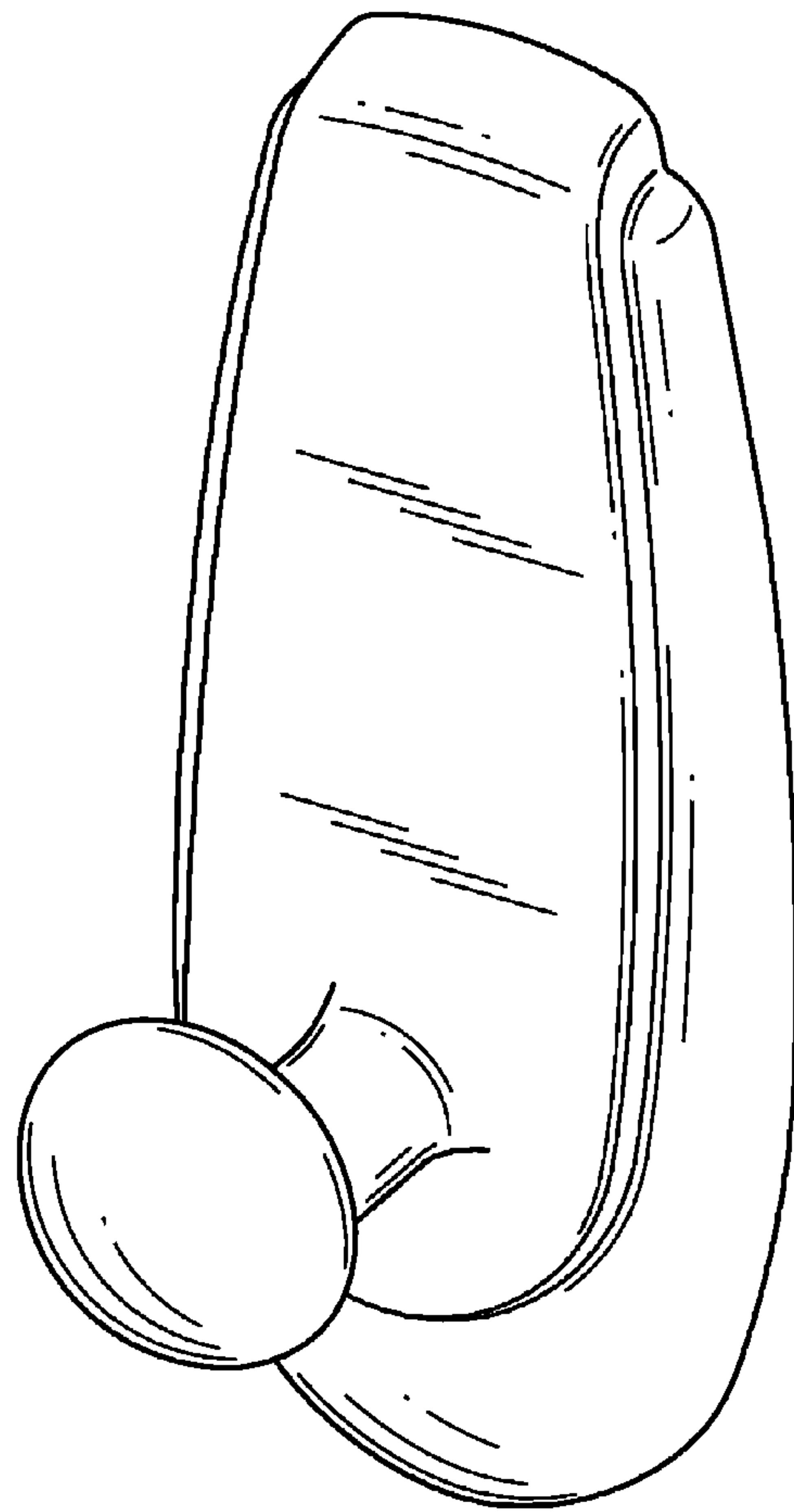


FIG. 2




FIG. 3




FIG. 4

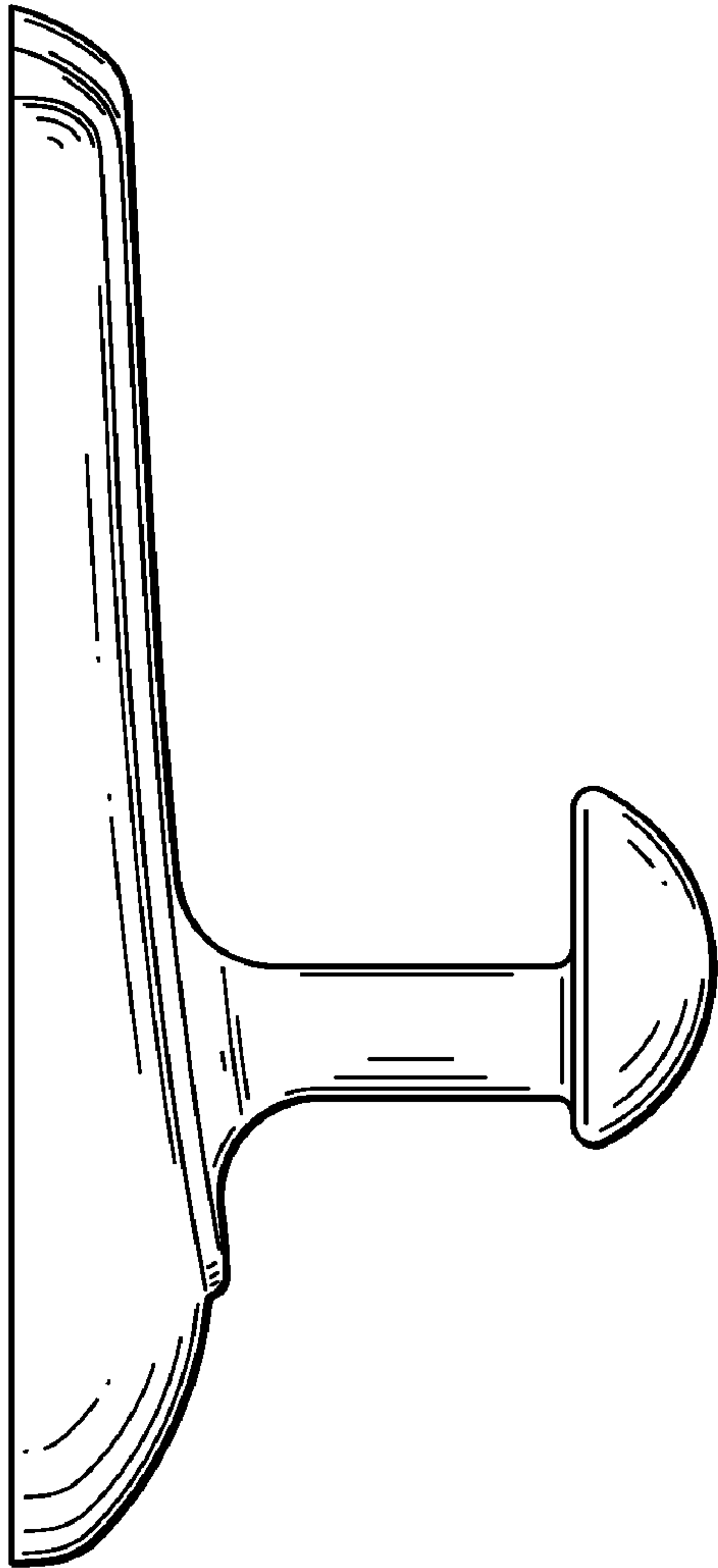


FIG. 5

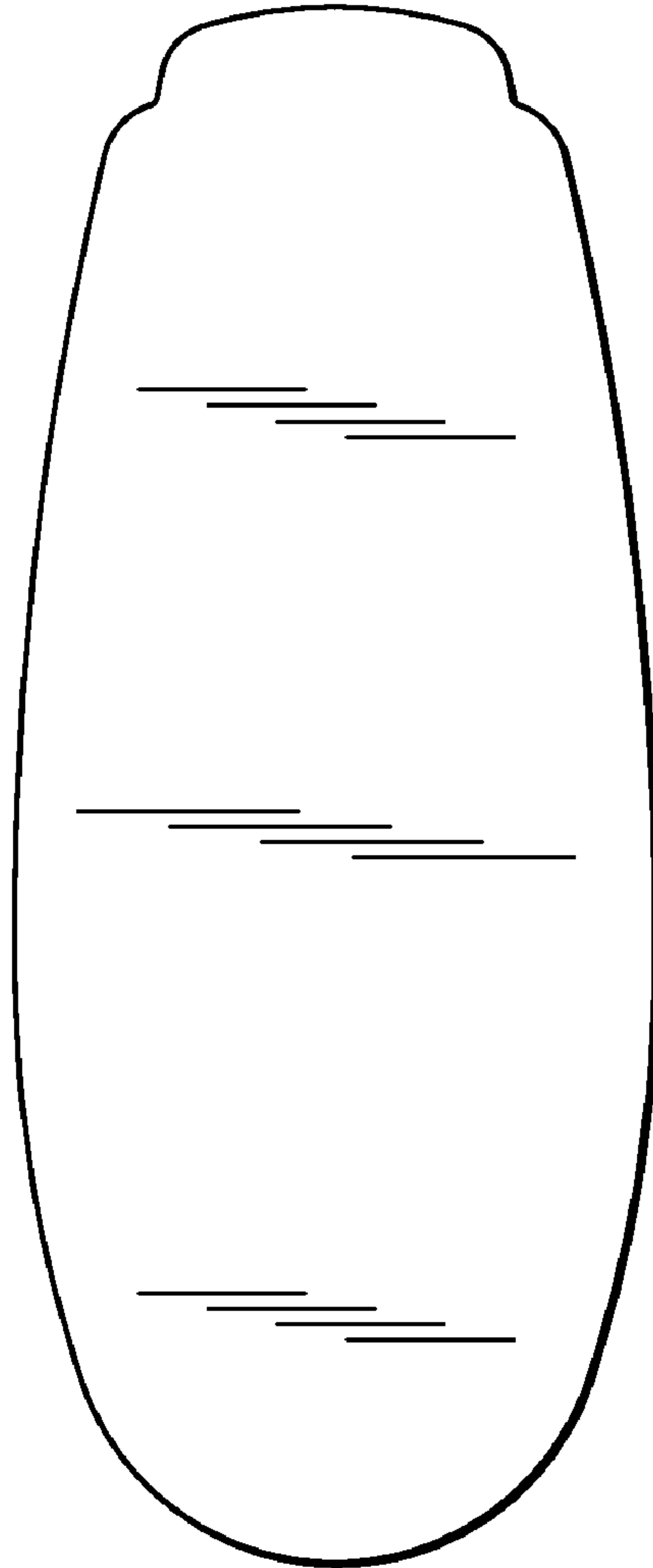


FIG. 6