



US00D641222S

(12) **United States Design Patent**
Molina et al.

(10) **Patent No.:** **US D641,222 S**
(45) **Date of Patent:** **** Jul. 12, 2011**

(54) **PRECISION SCREWDRIVER HANDLE**

(75) Inventors: **Francisco Molina**, Davie, FL (US);
Glenn Robinson, Coral Springs, FL (US)

(73) Assignee: **IBT Holdings, LLC**, Deerfield Beach, FL (US)

(**) Term: **14 Years**

(21) Appl. No.: **29/370,478**

(22) Filed: **Jul. 26, 2010**

(51) **LOC (9) Cl.** **08-01**

(52) **U.S. Cl.** **D8/61; D14/411**

(58) **Field of Classification Search** D32/15,
D32/17, 19; D8/67, 62, 61, 83, 82, 85, 70;
D14/411; 81/177.1, 177.2, 177.4, 489; D24/140,
D24/147; D28/58; 16/110.1; 173/178
See application file for complete search history.

(56) **References Cited**

U.S. PATENT DOCUMENTS

D303,205 S *	9/1989	Gierke et al.	D8/61
D341,531 S *	11/1993	Nagano et al.	D8/61
D362,649 S *	9/1995	Rak et al.	D14/411
D391,820 S *	3/1998	Bunyea	D8/61
D417,206 S *	11/1999	Hirota	D14/411
D418,729 S *	1/2000	Snider	D8/61
D423,897 S *	5/2000	Cooper	D8/61
D439,978 S *	4/2001	Ark et al.	D24/140

D467,146 S *	12/2002	Chunn et al.	D8/61
D470,374 S *	2/2003	Murray	D8/61
D474,086 S *	5/2003	Heun	D8/61
D484,022 S *	12/2003	Tsai	D8/107
D487,383 S *	3/2004	Ng	D8/61
D508,641 S *	8/2005	Uchida	D8/61
D565,916 S *	4/2008	Chen	D8/61
D602,527 S *	10/2009	Heck et al.	D19/51
D604,581 S *	11/2009	Edwards	D8/61
D614,622 S *	4/2010	Nakata	D14/411

* cited by examiner

Primary Examiner — Austin Murphy

(74) *Attorney, Agent, or Firm* — Dan M. DeLaRosa


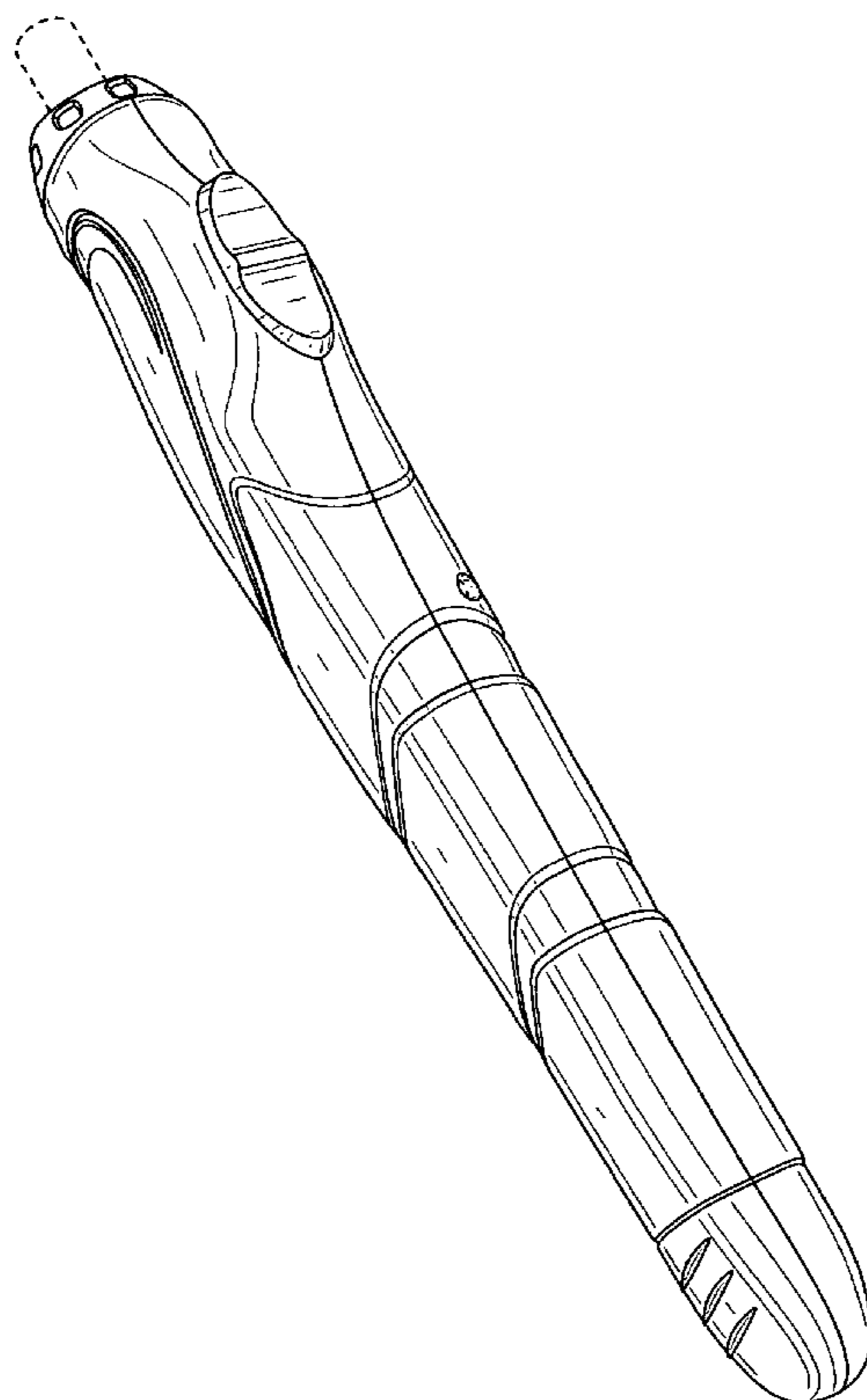
(57) **CLAIM**

The ornamental design for a precision screwdriver handle, as shown and described.

DESCRIPTION

FIG. 1 is a front perspective view of the precision screwdriver handle of the present invention showing my new design; FIG. 2 is a front side elevational view thereof; FIG. 3 is a back side elevational view thereof; FIG. 4 is a side elevational view thereof; FIG. 5 is another side elevational view thereof; FIG. 6 is a top plan view thereof; and, FIG. 7 is a bottom plan view thereof. The broken lines shown in the drawings represent portions of the precision screwdriver handle that form no part of the claimed design.

1 Claim, 4 Drawing Sheets



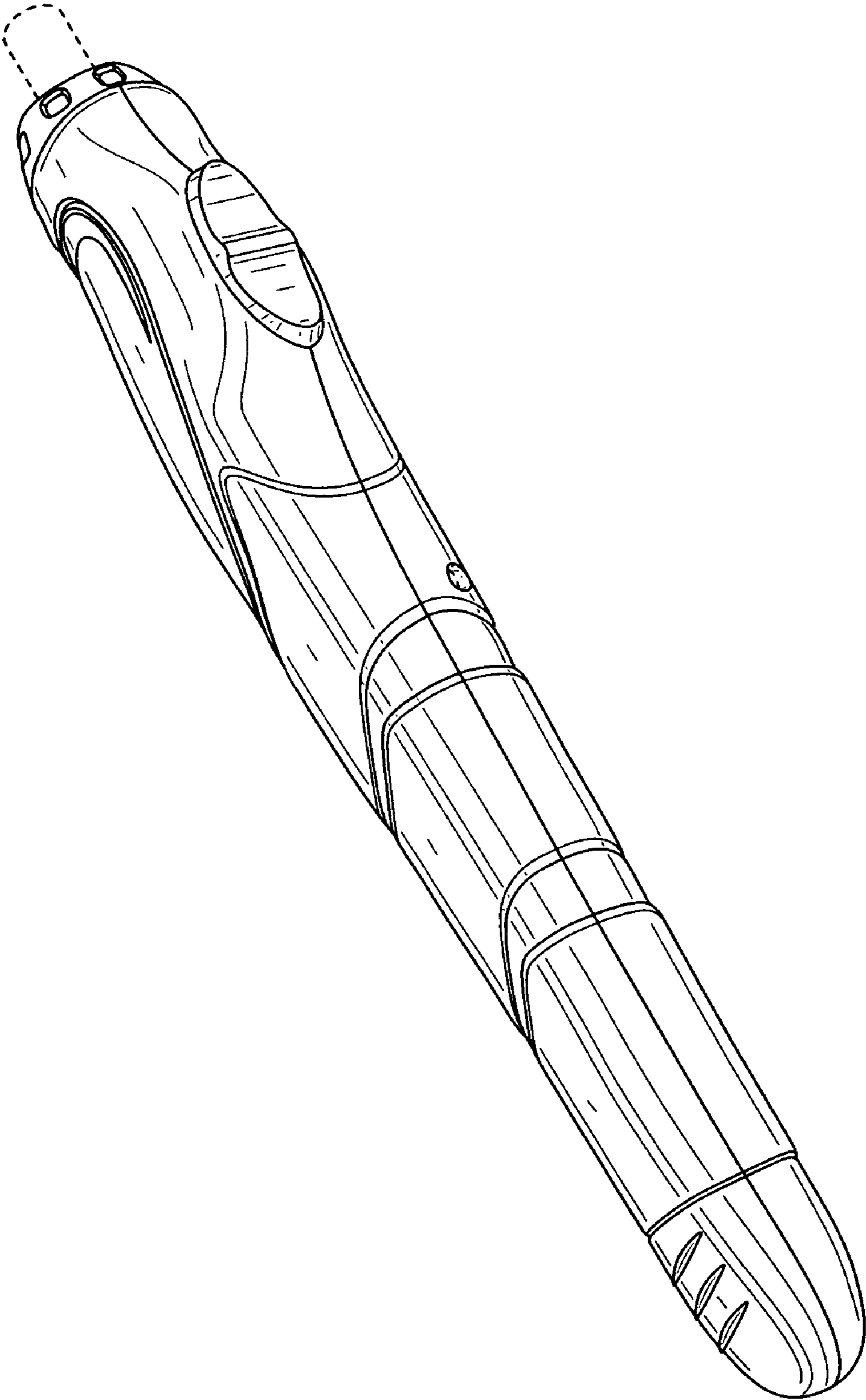


FIG. 1




FIG. 2

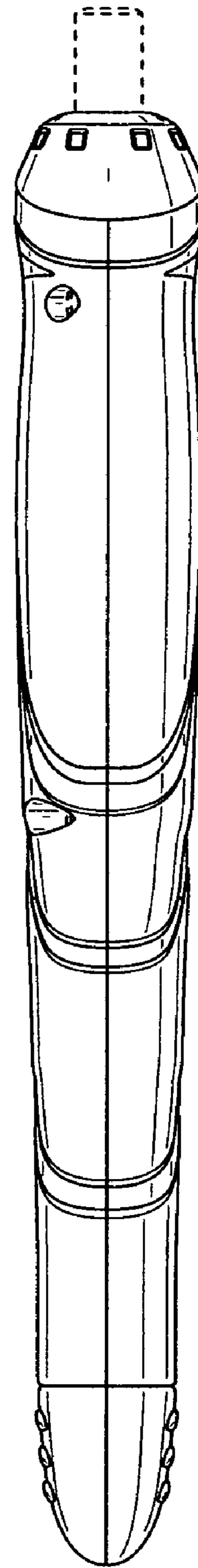


FIG. 3

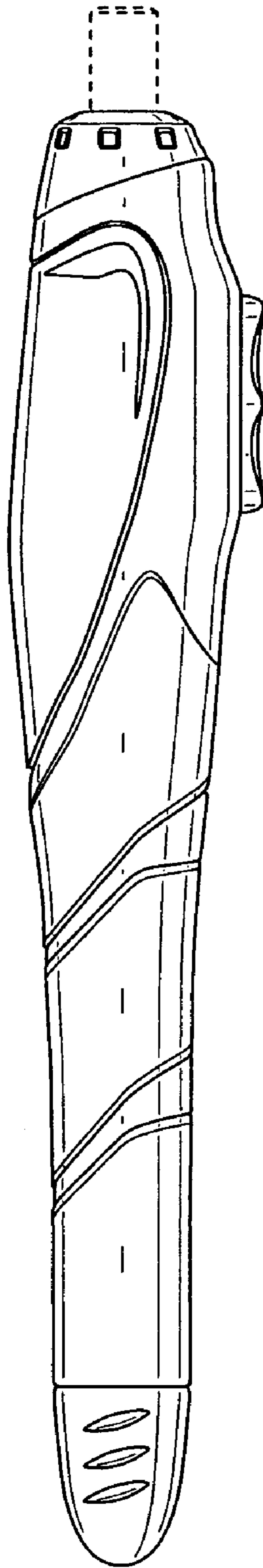


FIG. 4




FIG. 5

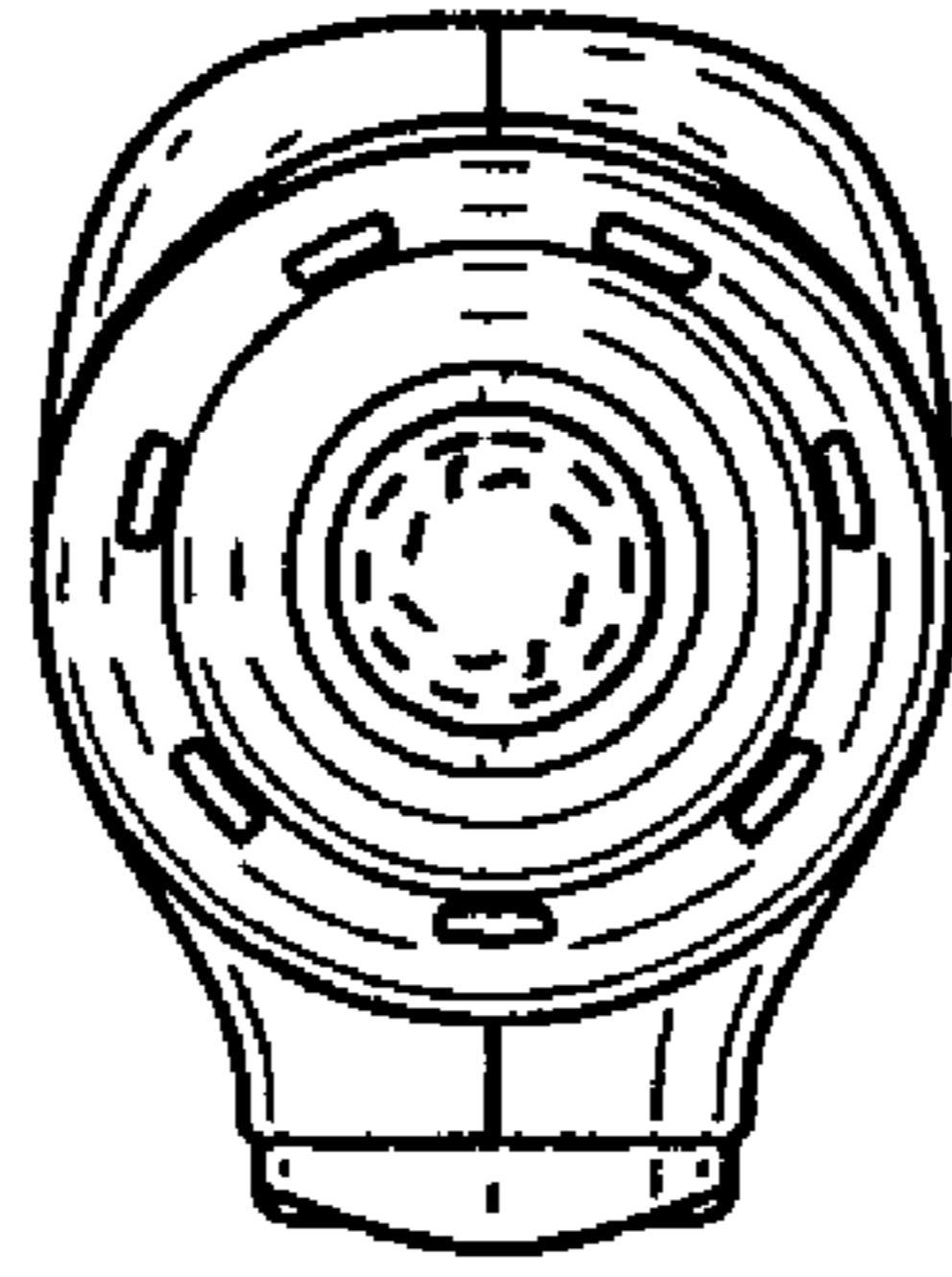


FIG. 6

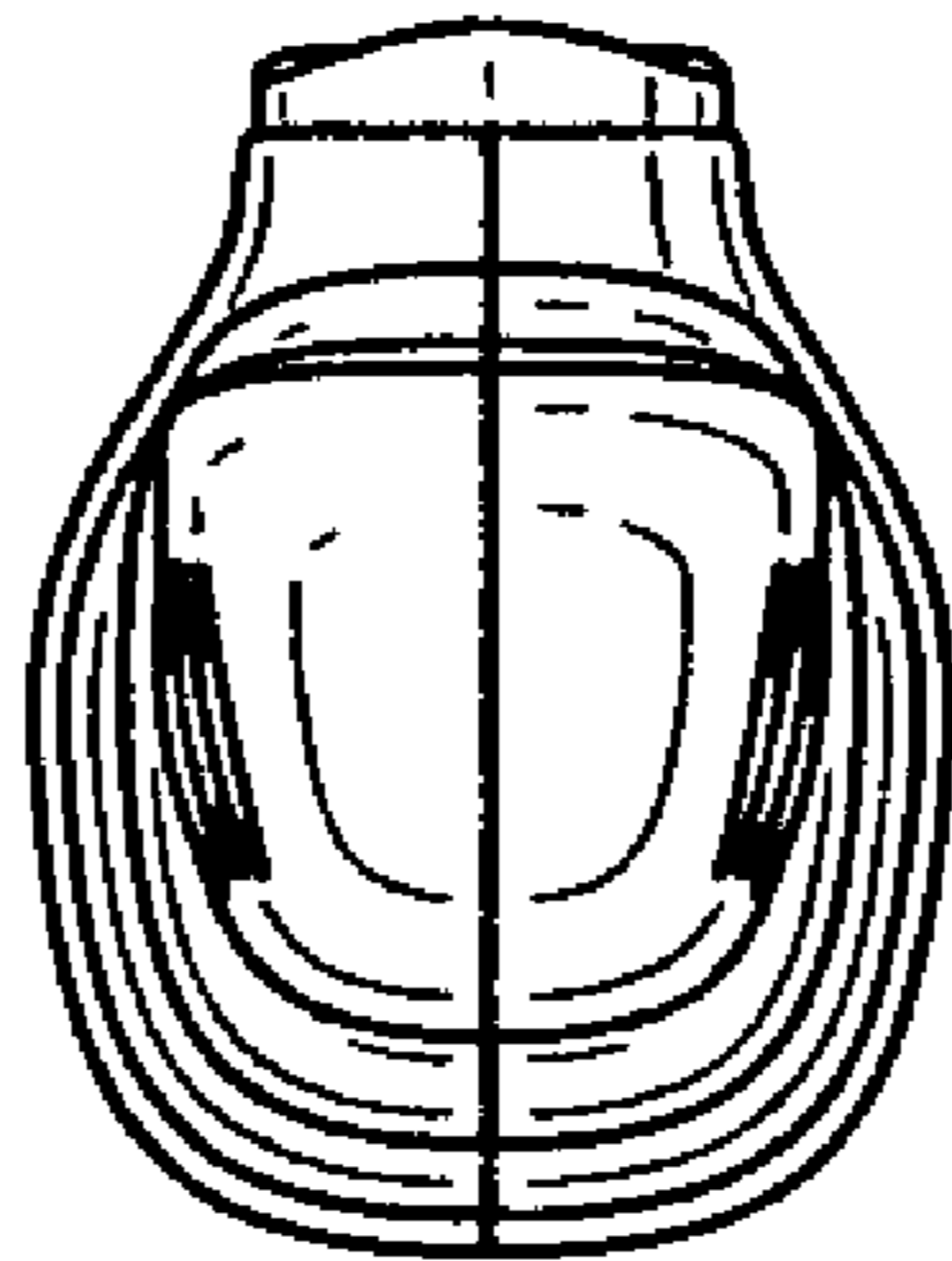


FIG. 7