



US00D641210S

(12) **United States Design Patent**
Hamilton

(10) **Patent No.:** **US D641,210 S**

(45) **Date of Patent:** **** Jul. 12, 2011**

(54) **SERVING TRAY**

(76) Inventor: **Molly Hamilton**, Potomac, MD (US)

(**) Term: **14 Years**

(21) Appl. No.: **29/361,771**

(22) Filed: **May 14, 2010**

(51) **LOC (9) Cl.** **07-01**

(52) **U.S. Cl.** **D7/554.3**

(58) **Field of Classification Search** D7/500,
D7/552.1, 543, 545-546, 554.3-554.4, 550.1,
D7/601-602; 220/547-575, 657; 211/14,
211/41.7; 206/557; D3/304, 314-315
See application file for complete search history.

(56) **References Cited**

U.S. PATENT DOCUMENTS

D171,324 S *	1/1954	De Puy	D7/549
D260,907 S *	9/1981	Giulie et al.	D19/92
D264,514 S *	5/1982	Kordan	D3/310
D316,116 S *	4/1991	Hawes et al.	D19/92
5,678,531 A *	10/1997	Byers et al.	126/25 R
D391,687 S *	3/1998	McMahon	D30/118
D421,548 S *	3/2000	Cornelissen	D7/554.3
D428,059 S *	7/2000	Saylor et al.	D19/92
6,189,705 B1 *	2/2001	Saylor et al.	211/11
D461,995 S *	8/2002	Massaloux et al.	D7/554.3
D469,654 S *	2/2003	Cooper et al.	D7/360

D472,428 S *	4/2003	Massaloux et al.	D7/554.3
D526,851 S *	8/2006	Groff et al.	D7/552.1
D560,099 S *	1/2008	Hatcher	D7/554.3
D598,024 S *	8/2009	Scott et al.	D14/432
D600,502 S *	9/2009	Paslawski	D7/548
D607,688 S *	1/2010	Hart et al.	D7/360
D614,915 S *	5/2010	Schnitman et al.	D7/409
D629,268 S *	12/2010	Shamoon	D7/698
D631,300 S *	1/2011	Samartgis	D7/602
D635,192 S *	3/2011	Chuang	D19/92

* cited by examiner

Primary Examiner — Elizabeth Albert

Assistant Examiner — Kelley Donnelly

(74) *Attorney, Agent, or Firm* — John S. Economou

(57) **CLAIM**

The ornamental design for a serving tray, as shown and described.

DESCRIPTION

FIG. 1 is a right elevated perspective view of a serving tray of the present invention;

FIG. 2 is a top view thereof;

FIG. 3 is a bottom view thereof;

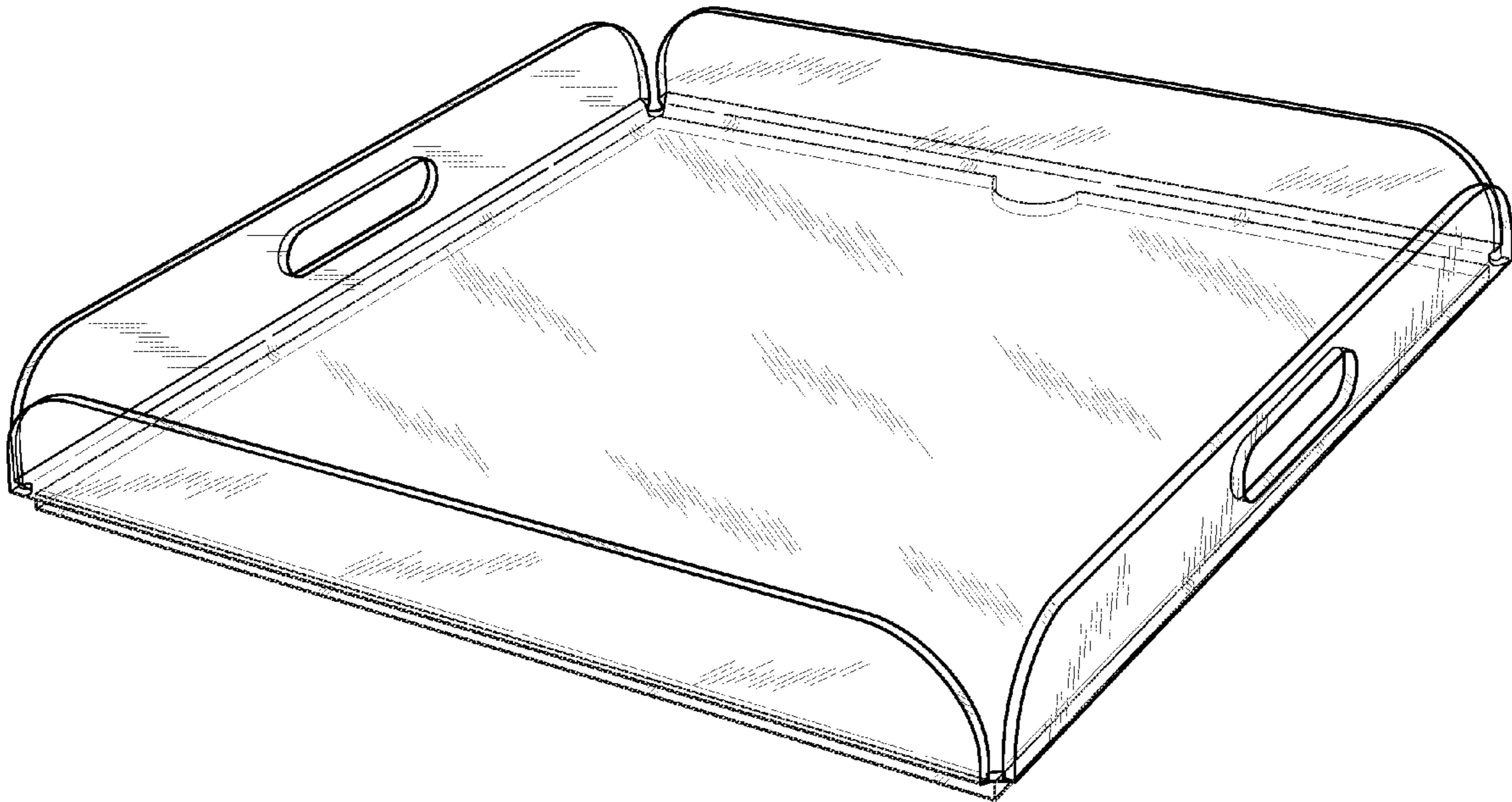
FIG. 4 is a front view thereof;

FIG. 5 is a rear view thereof; and,

FIG. 6 is a side view thereof.

The broken lines showing indicia in FIGS. 1 and 2 is included for the purpose of showing features on the serving tray that form no part of the claimed design.

1 Claim, 5 Drawing Sheets



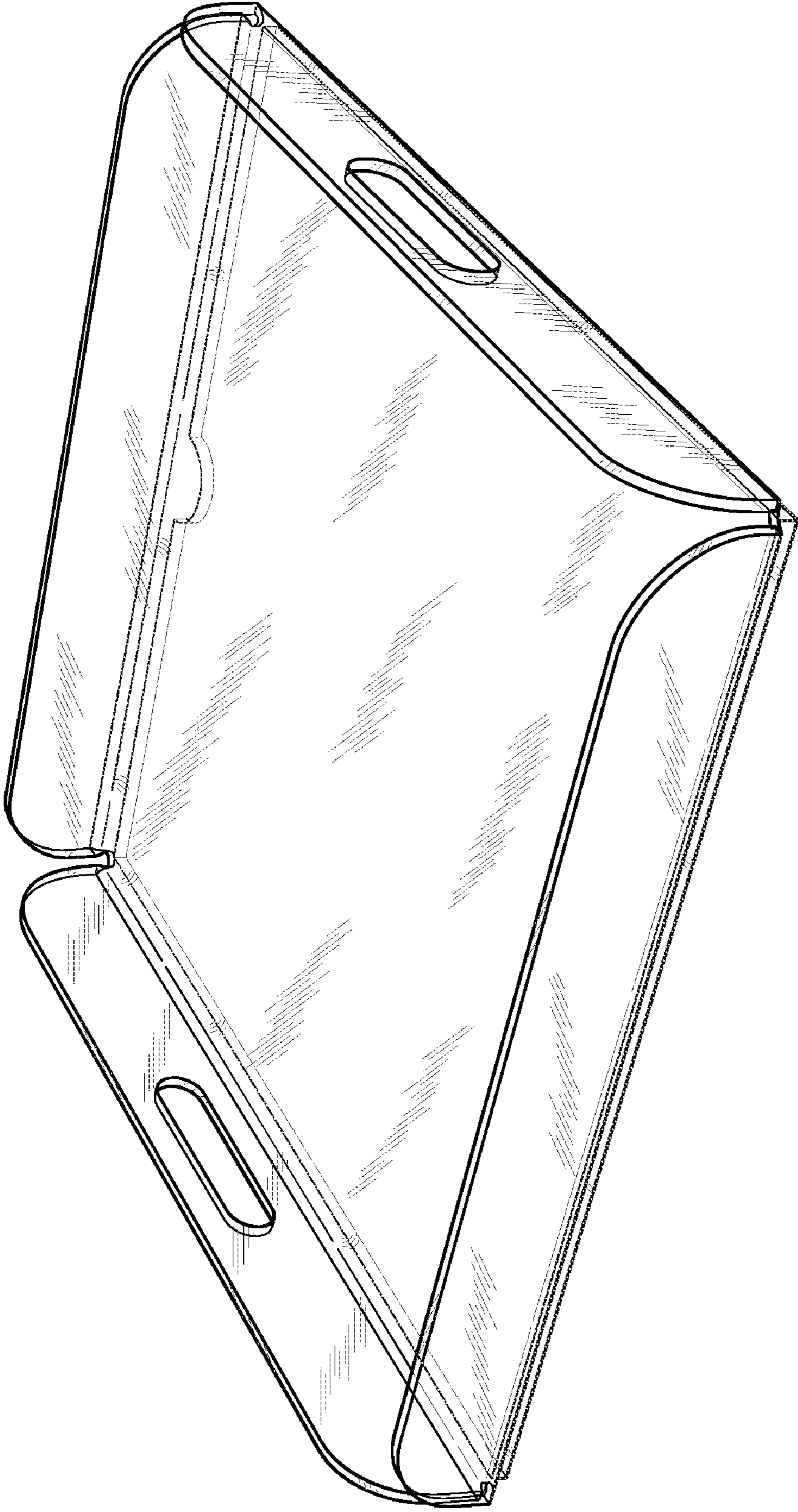


FIG. 1




FIG. 2




FIG. 3

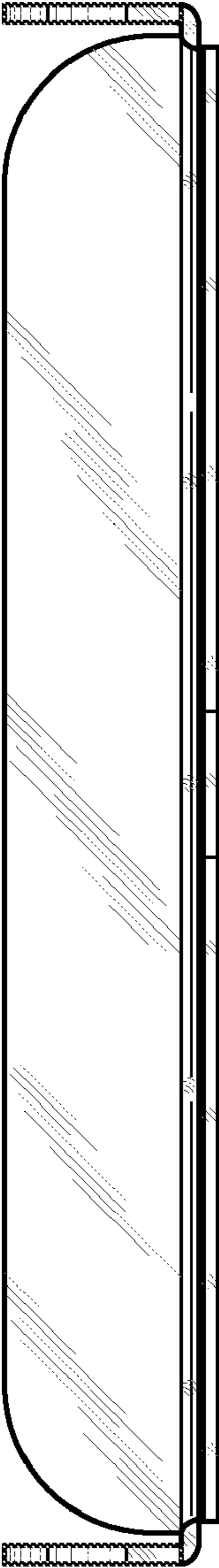


FIG. 4

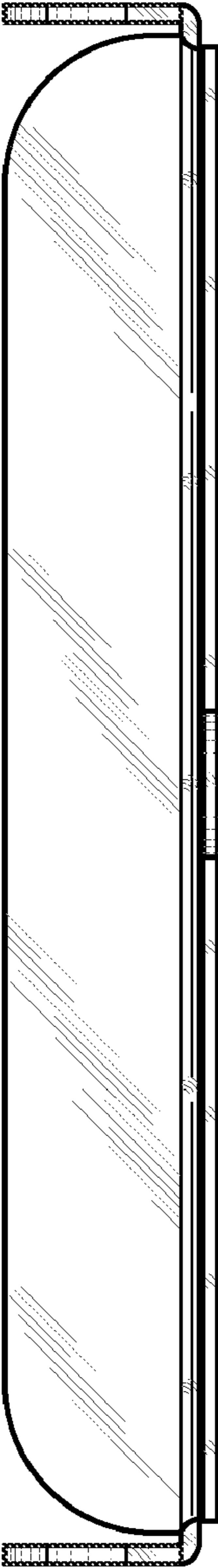


FIG. 5

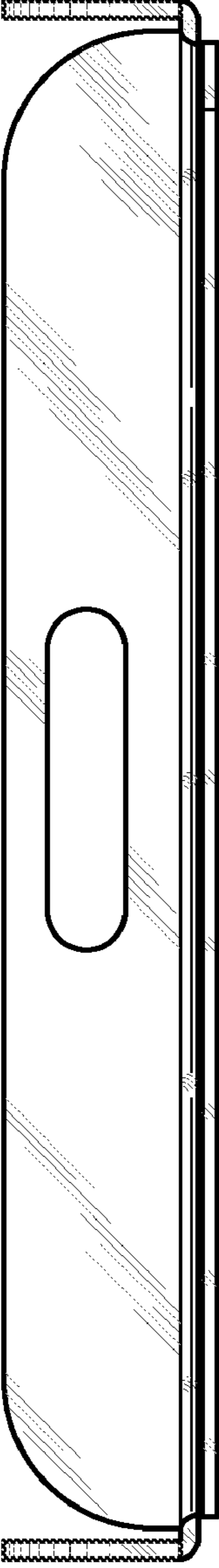


FIG. 6