



US00D641208S

(12) **United States Design Patent**  
**Morenstein et al.**

(10) **Patent No.:** **US D641,208 S**  
(45) **Date of Patent:** **\*\* Jul. 12, 2011**

(54) **PORTION OF A LID**

(75) Inventors: **Joshua Morenstein**, San Francisco, CA (US); **Vivian Barad**, San Francisco, CA (US); **Brian Cutter**, San Francisco, CA (US); **Holly A. Robbins**, Minneapolis, MN (US); **Kelly Esterby**, Hudson, WI (US); **Jeanette Carrell**, Shoreview, MN (US); **Kim Lynn**, Long Lake, MN (US)

(73) Assignee: **Target Brands, Inc.**, Minneapolis, MN (US)

(\*\*) Term: **14 Years**

(21) Appl. No.: **29/296,933**

(22) Filed: **Oct. 31, 2007**

(51) **LOC (9) Cl.** ..... **07-02**

(52) **U.S. Cl.** ..... **D7/392.1**

(58) **Field of Classification Search** ..... D7/391, D7/392, 392.1, 629, 500, 538, 541, 566, 568, D7/570, 584; D9/424, 425, 428, 434-436, D9/451-454, 503, 504, 569; 220/4.21-4.27, 220/23.83, 608, 700, 701, 780, 782, 315, 220/377, 800; 215/200, 224, 316, 354; 206/508, 206/509

See application file for complete search history.

(56) **References Cited**

**U.S. PATENT DOCUMENTS**

D28,413	S *	3/1898	Taite	.....	D9/504
1,884,132	A	6/1928	Nelson		
2,939,603	A *	6/1960	Young	.....	220/4.21
3,412,890	A	11/1968	Rich		
3,417,897	A	12/1968	Johnson		
3,421,654	A	1/1969	Hexel		
3,640,018	A *	2/1972	Light	.....	220/23.83
3,811,211	A	5/1974	Morgan		
4,360,119	A	11/1982	Olivo		
4,699,290	A	10/1987	Adams		
4,819,829	A	4/1989	Rosten et al.	.....	220/346
D351,087	S *	10/1994	Anderson	.....	D7/541
5,392,945	A	2/1995	Syrek	.....	220/608
5,398,908	A	3/1995	Kienle		

5,427,266	A	6/1995	Yun		
5,507,389	A *	4/1996	Syrek	.....	220/4.27
D376,952	S *	12/1996	Rausch	.....	D7/392.1
D389,012	S *	1/1998	Miller	.....	D7/391
5,794,768	A	8/1998	Skeffington et al.		
D403,582	S *	1/1999	Nask et al.	.....	D9/435
5,896,993	A *	4/1999	Nask et al.	.....	206/508
D417,584	S *	12/1999	Lillelund et al.	.....	D7/392.1
D417,817	S *	12/1999	Loew et al.	.....	D7/392.1
6,079,587	A *	6/2000	Vogt	.....	220/608
6,216,904	B1	4/2001	Cagan		
D445,687	S *	7/2001	Gilbertson	.....	D7/392.1
D448,969	S *	10/2001	Conti	.....	D7/392.1
6,412,637	B1	7/2002	Saunders et al.	.....	206/541
6,523,713	B1	2/2003	Helms	.....	220/831
6,568,534	B2	5/2003	Zank		
D480,264	S *	10/2003	de Groote et al.	.....	D7/392.1
6,868,980	B2	3/2005	Schultz et al.		
D504,053	S *	4/2005	Bertulis	.....	D7/629
6,910,623	B2	6/2005	Stewart et al.	.....	229/125.19
6,929,143	B2	8/2005	Mazzarolo	.....	220/254.3
D512,914	S *	12/2005	Moretti	.....	D9/454
7,134,570	B1	11/2006	Heath et al.		
7,165,695	B2	1/2007	Choi	.....	220/258.2
D548,538	S *	8/2007	Liu	.....	D7/629
D550,503	S *	9/2007	Liu	.....	D7/392.1
7,275,652	B2	10/2007	Morris et al.		
7,318,536	B2	1/2008	Maravich et al.		
D575,100	S *	8/2008	Liu	.....	D7/392.1
D589,341	S *	3/2009	Busse et al.	.....	D9/424
2004/0206765	A1	10/2004	McMahon, III et al.		
2005/0092749	A1	5/2005	Durdon	.....	220/254.3
2005/0224505	A1	10/2005	Brown et al.		
2006/0181515	A1	8/2006	Fletcher et al.		
2006/0214417	A1	9/2006	Wescott et al.		
2008/0264947	A1	10/2008	Morenstein et al.		
2009/0020546	A1	1/2009	Kiehne		

\* cited by examiner

**OTHER PUBLICATIONS**

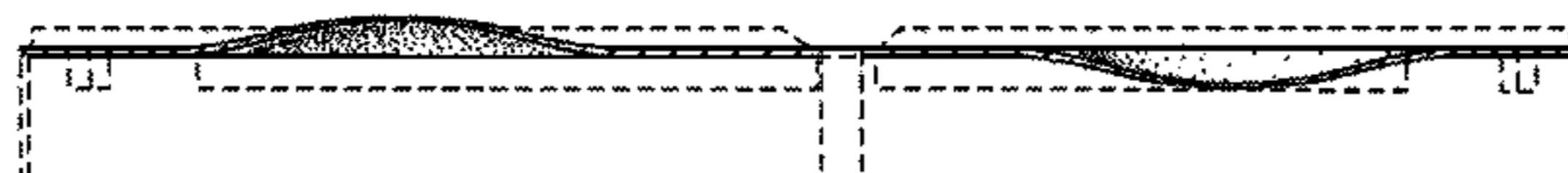
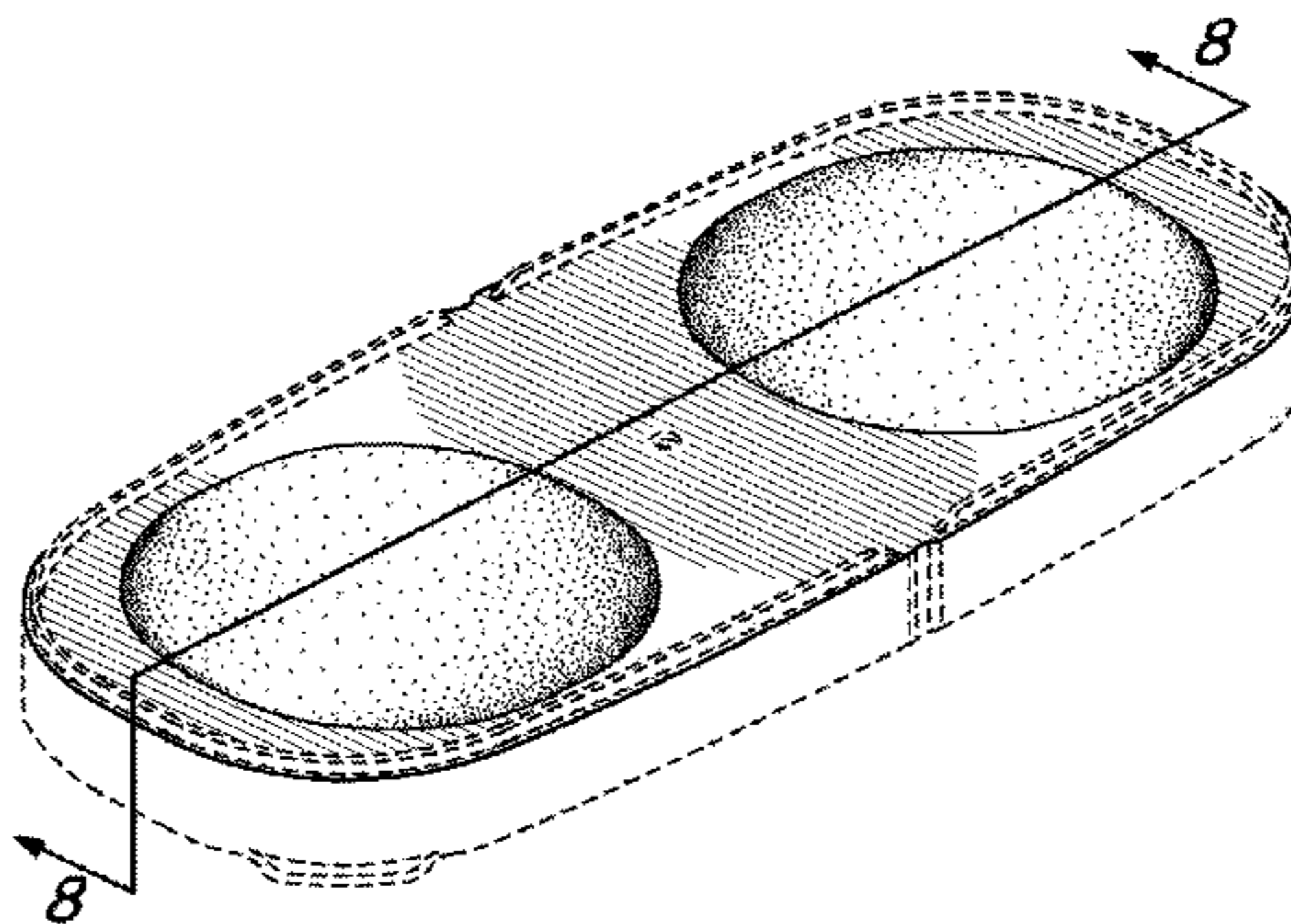
U.S. Appl. No. 12/112,540, Office Action mailed Mar. 16, 2010.

*Primary Examiner* — Cynthia M Chin

(74) *Attorney, Agent, or Firm* — Griffiths & Seaton PLLC

(57) **CLAIM**

The ornamental design for a portion of a lid, as shown and described.



**DESCRIPTION**

FIG. 1 is a top left front perspective view of one embodiment of the portion of a lid.

FIG. 2 is a top view of the embodiment of the portion of a lid of FIG. 1.

FIG. 3 is a bottom view of the embodiment of the portion of a lid of FIG. 1.

FIG. 4 is a front view of the embodiment of the portion of a lid of FIG. 1.

FIG. 5 is a back view of the embodiment of the portion of a lid of FIG. 1.

FIG. 6 is a left side view of the embodiment of the portion of a lid of FIG. 1.

FIG. 7 is a right side view of the embodiment of the portion of a lid of FIG. 1.

FIG. 8 is a cross-sectional side view along lines 8-8 of FIG. 1 of the embodiment of the portion of a lid of FIG. 1.

FIG. 9 is a top left front perspective view of a second embodiment of the portion of a lid having a clear concave area and a clear convex area.

FIG. 10 is a top view of the embodiment of the portion of a lid of FIG. 9.

FIG. 11 is a bottom view of the embodiment of the portion of a lid of FIG. 9.

FIG. 12 is a front view of the embodiment of the portion of a lid of FIG. 9.

FIG. 13 is a back view of the embodiment of the portion of a lid of FIG. 9.

FIG. 14 is a left side view of the embodiment of the portion of a lid of FIG. 9.

FIG. 15 is a right side view of the embodiment of the portion of a lid of FIG. 9.

FIG. 16 is a cross-sectional side view along lines 16-16 of FIG. 9 of the embodiment of the portion of a lid of FIG. 9.

FIG. 17 is a top left front perspective view of a third embodiment of the portion of a lid having a concave area and a convex area that have clear centers.

FIG. 18 is a top view of the embodiment of the portion of a lid of FIG. 17.

FIG. 19 is a bottom view of the embodiment of the portion of a lid of FIG. 17.

FIG. 20 is a front view of the embodiment of the portion of a lid of FIG. 17.

FIG. 21 is a back view of the embodiment of the portion of a lid of FIG. 17.

FIG. 22 is a left side view of the embodiment of the portion of a lid of FIG. 17.

FIG. 23 is a right side view of the embodiment of the portion of a lid of FIG. 17.

FIG. 24 is a cross-sectional side view along lines 24-24 of FIG. 17 of the embodiment of the portion of a lid of FIG. 17.

FIG. 25 is a top left front perspective view of a fourth embodiment of the portion of a lid having a frosted convex area indicated by stippling and a clear concave area.

FIG. 26 is a top view of the embodiment of the portion of a lid of FIG. 25.

FIG. 27 is a bottom view of the embodiment of the portion of a lid of FIG. 25.

FIG. 28 is a front view of the embodiment of the portion of a lid of FIG. 25.

FIG. 29 is a back view of the embodiment of the portion of a lid of FIG. 25.

FIG. 30 is a left side view of the embodiment of the portion of a lid of FIG. 25.

FIG. 31 is a right side view of the embodiment of the portion of a lid of FIG. 25.

FIG. 32 is a cross-sectional side view along lines 32-32 of FIG. 25 of the embodiment of the portion of a lid of FIG. 25.

FIG. 33 is a top left front perspective view of an fifth embodiment of the portion of a lid having a clear convex area and a frosted concave area indicated by stippling.

FIG. 34 is a top view of the embodiment of the portion of a lid of FIG. 33.

FIG. 35 is a bottom view of the embodiment of the portion of a lid of FIG. 33.

FIG. 36 is a front view of the embodiment of the portion of a lid of FIG. 33.

FIG. 37 is a back view of the embodiment of the portion of a lid of FIG. 33.

FIG. 38 is a left side view of the embodiment of the portion of a lid of FIG. 33.

FIG. 39 is a right side view of the embodiment of the portion of a lid of FIG. 33; and,

FIG. 40 is a cross-sectional side view along lines 40-40 of FIG. 33 of the embodiment of the portion of a lid of FIG. 33.

The dotted lines in FIGS. 1-40 depict the environment in which the design resides and form no part of the claimed design.

**1 Claim, 30 Drawing Sheets**

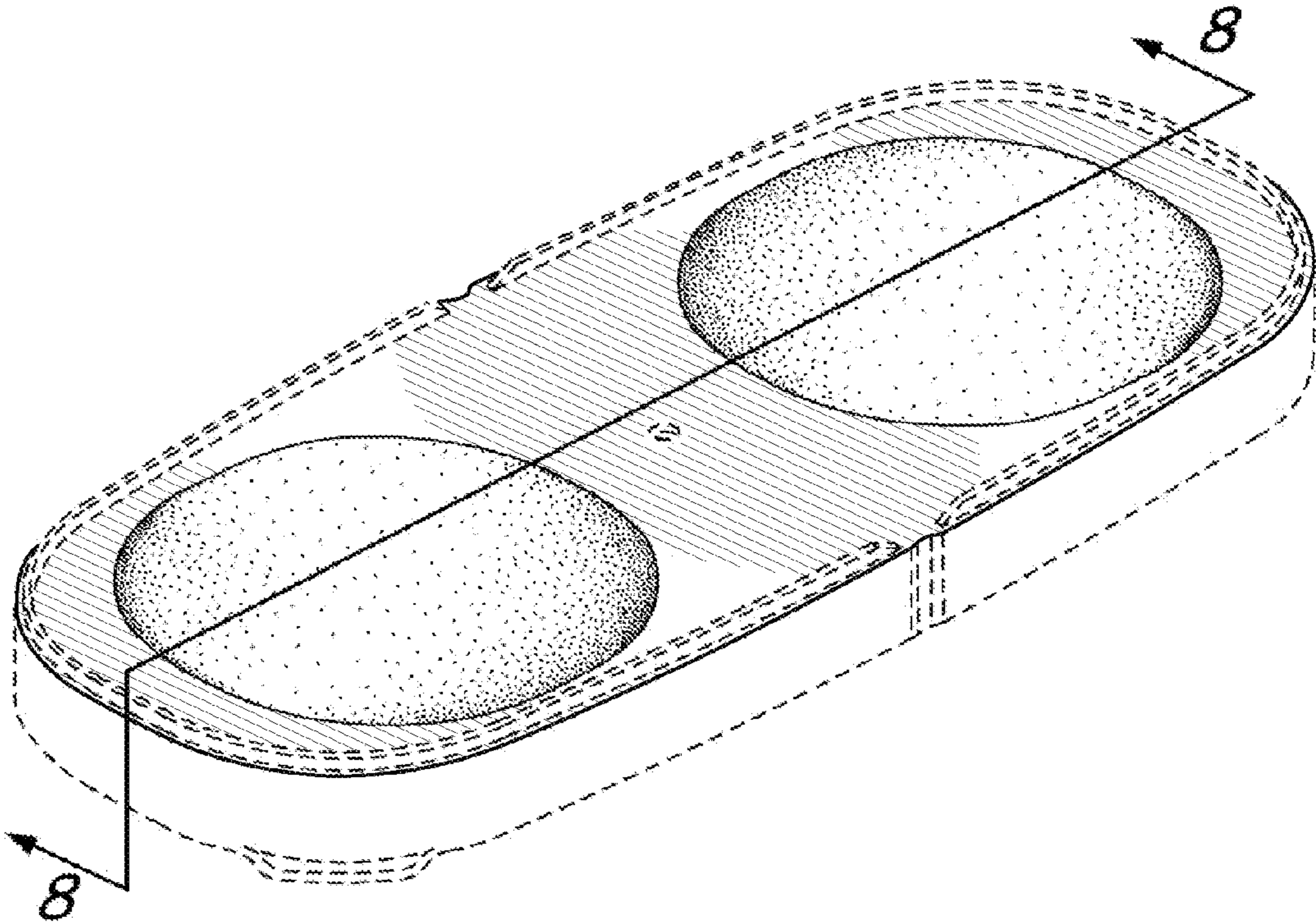


FIG. 1

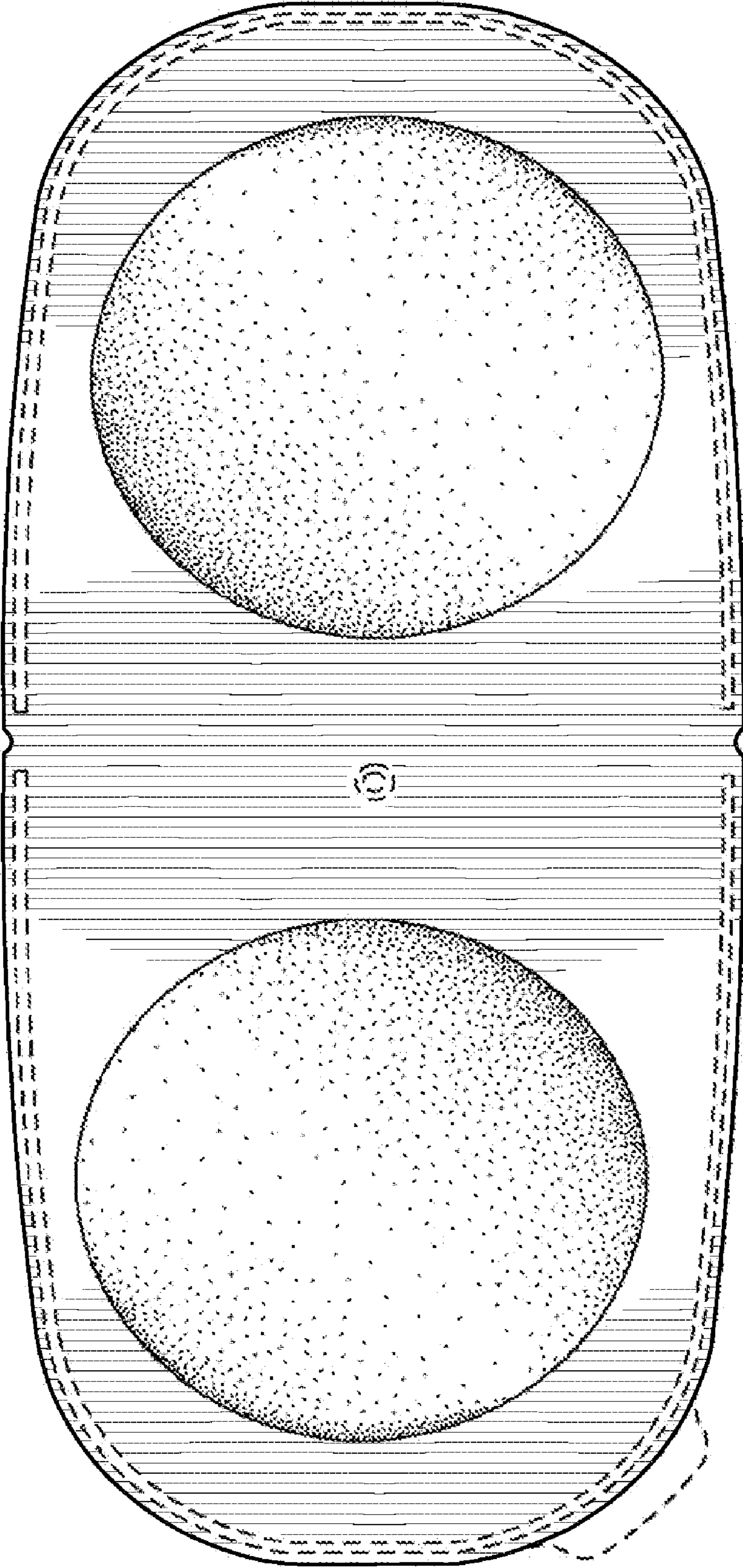


FIG. 2

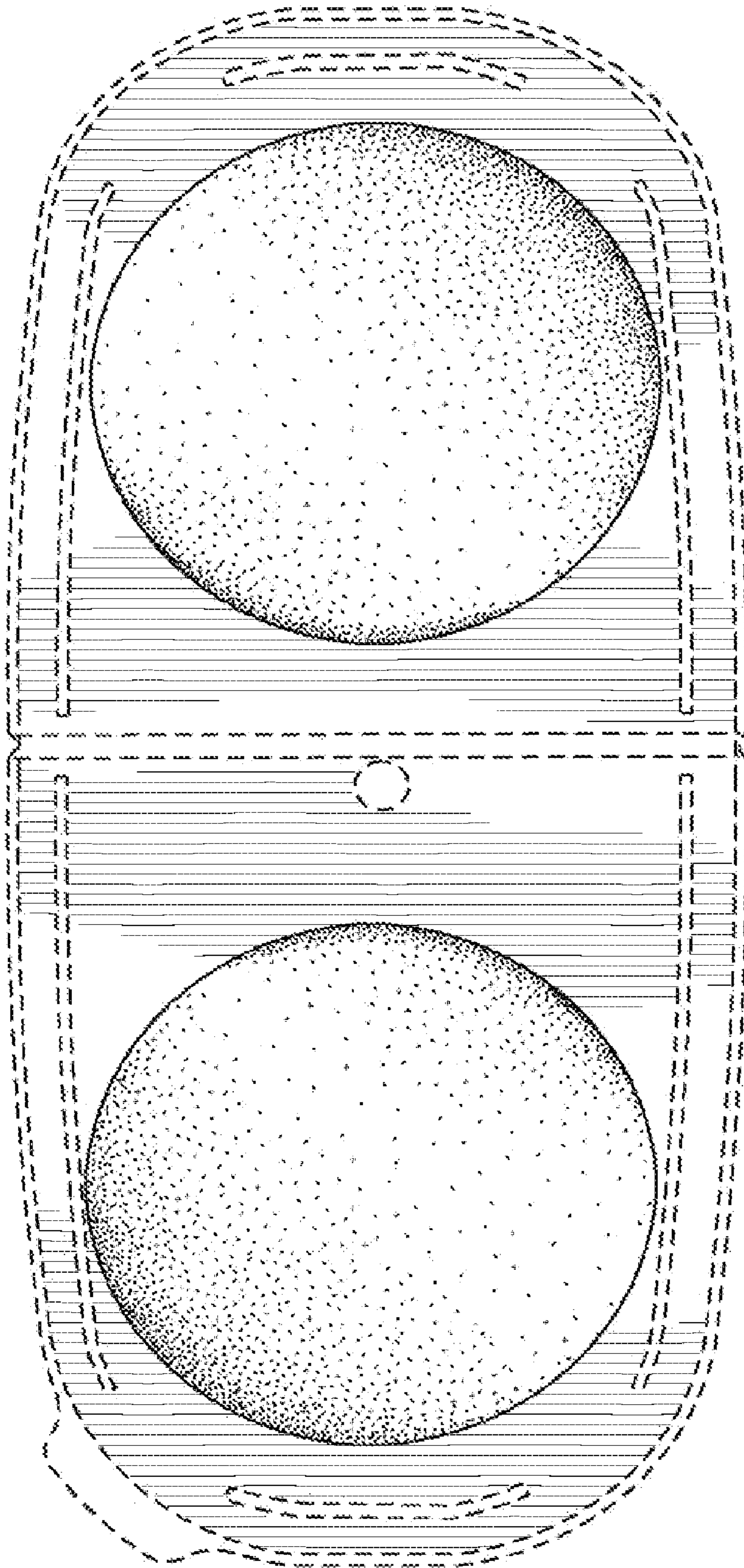




FIG. 3



*FIG. 4*



*FIG. 5*

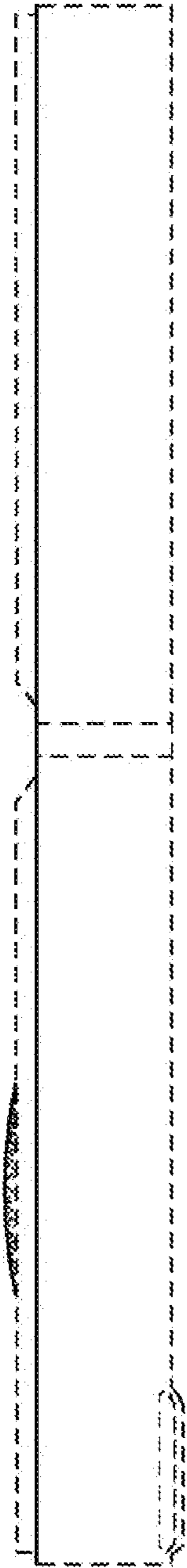


FIG. 6




FIG. 7




FIG. 8



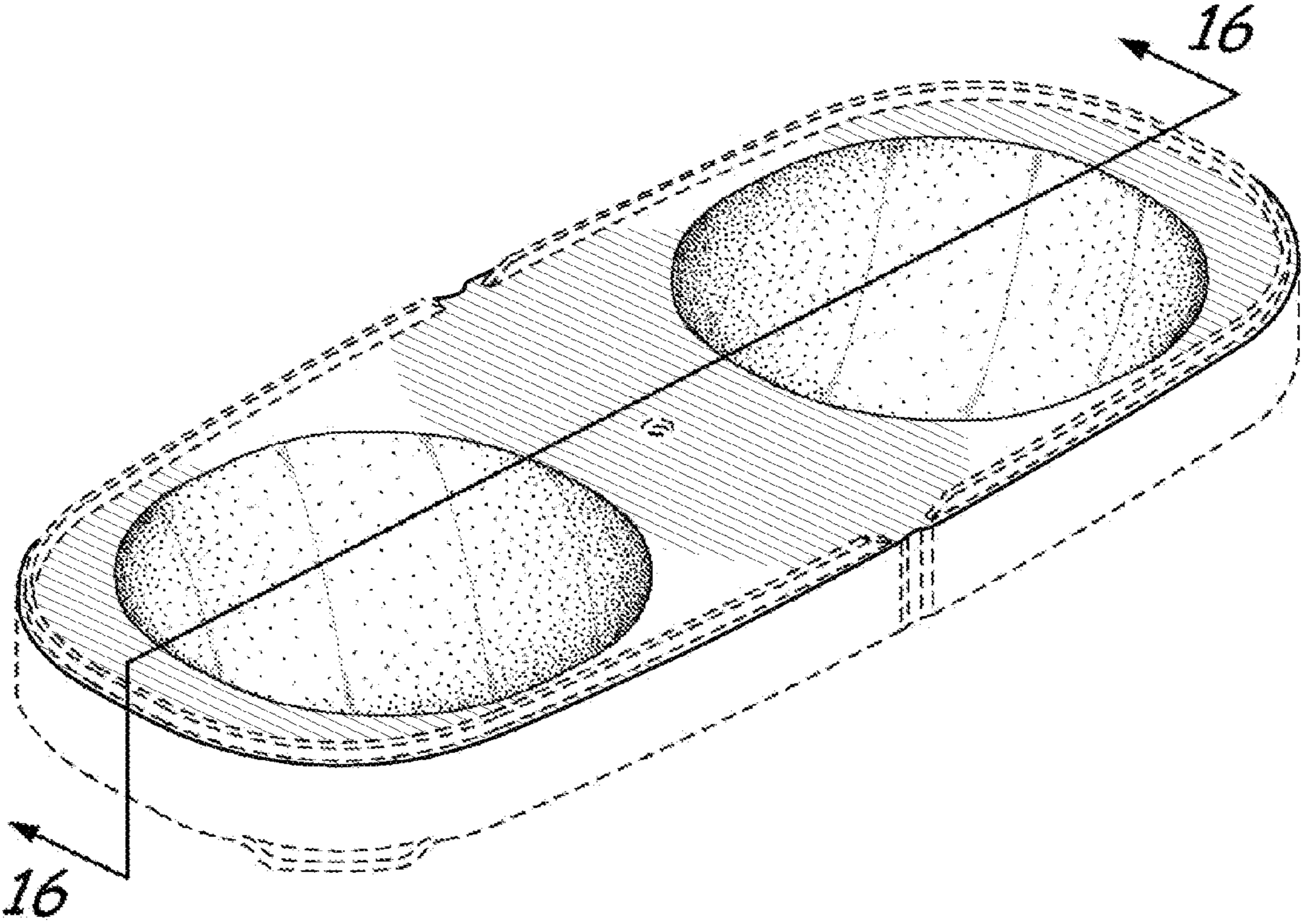
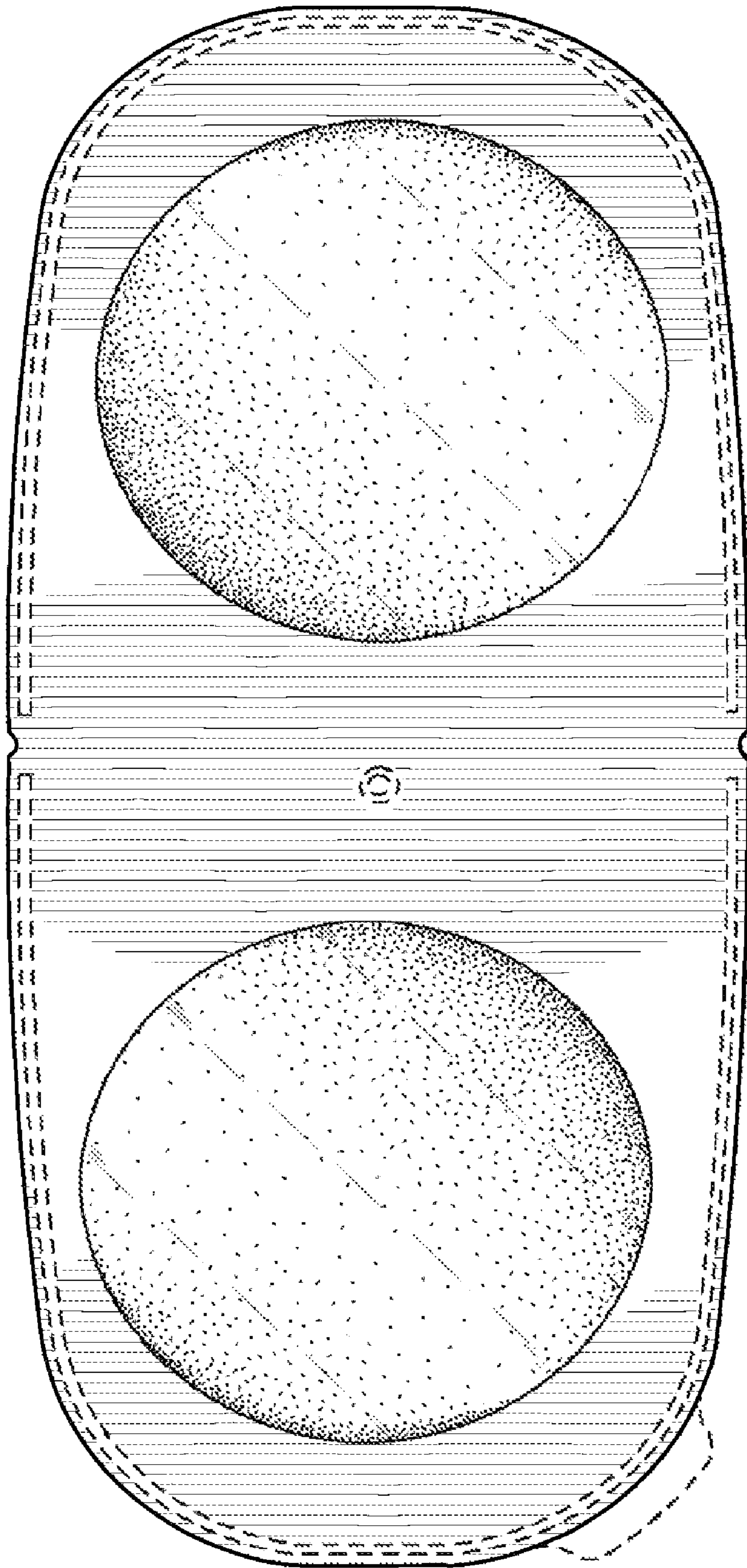
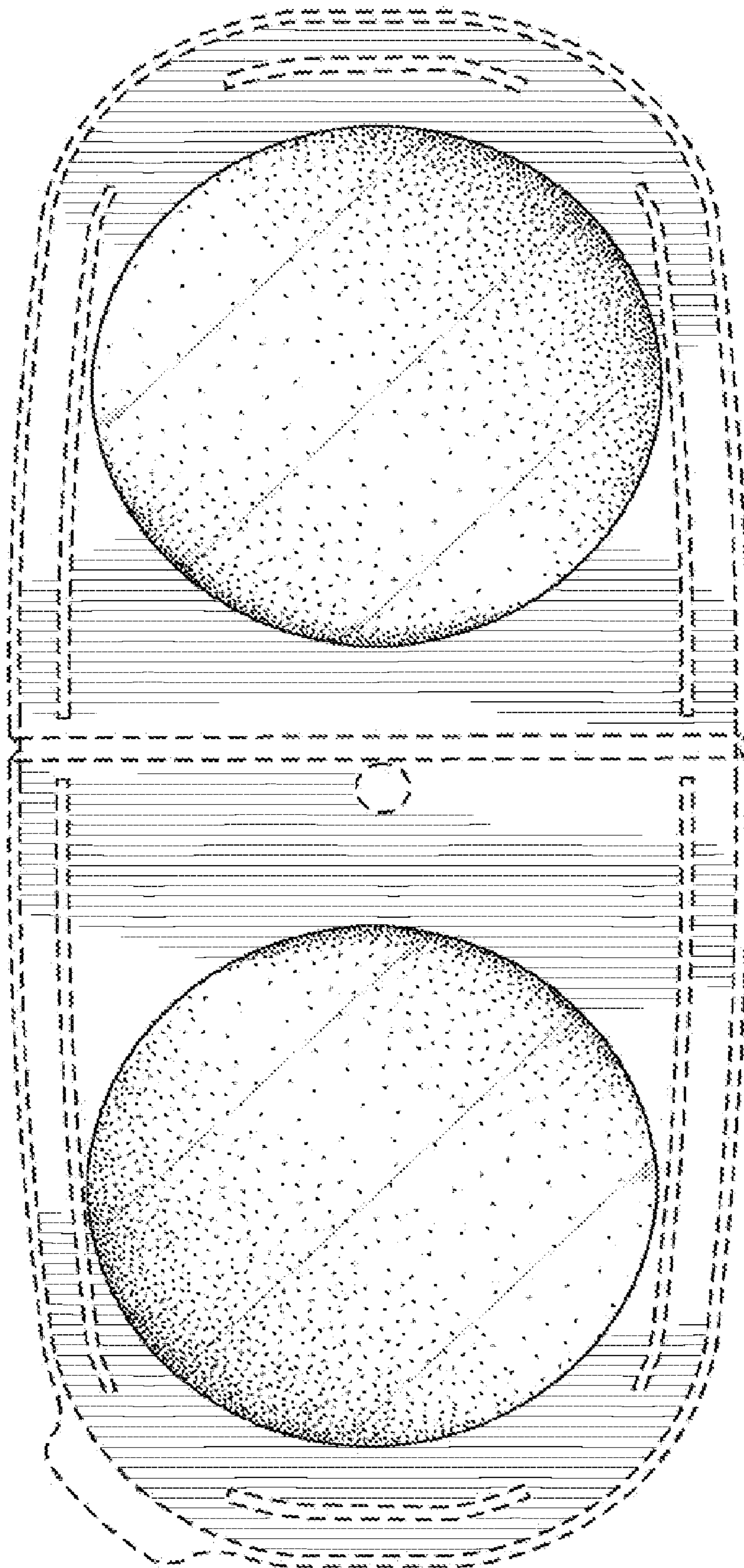



FIG. 9




*FIG. 10*



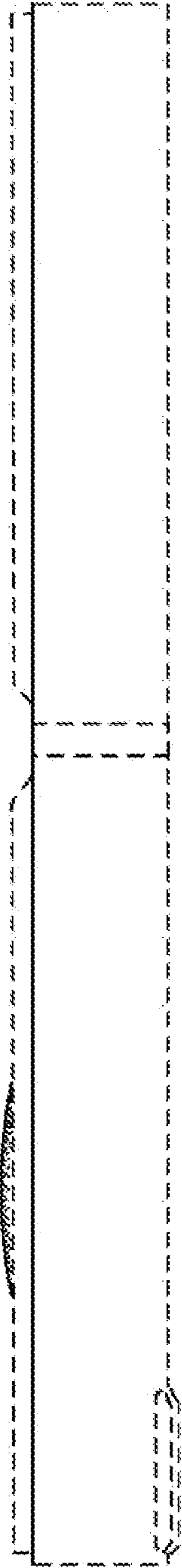
*FIG. 11*



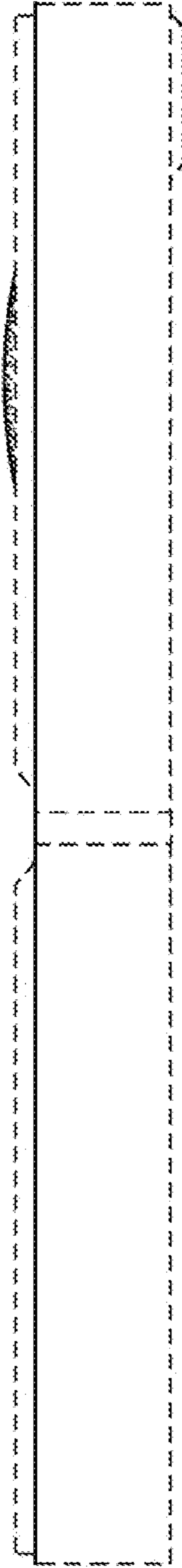
*FIG. 12*



*FIG. 13*



*FIG. 14*



*FIG. 15*

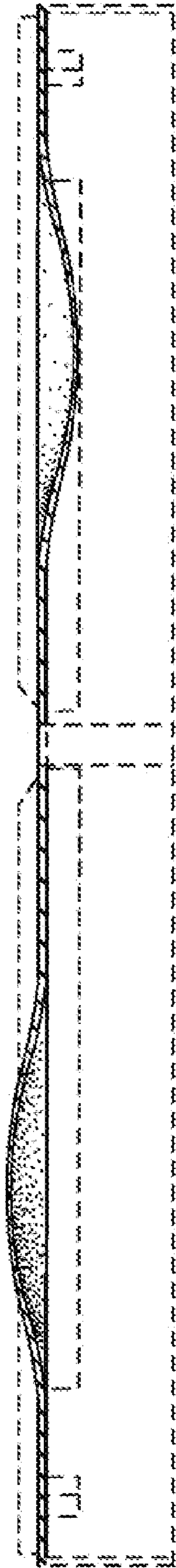


FIG. 16

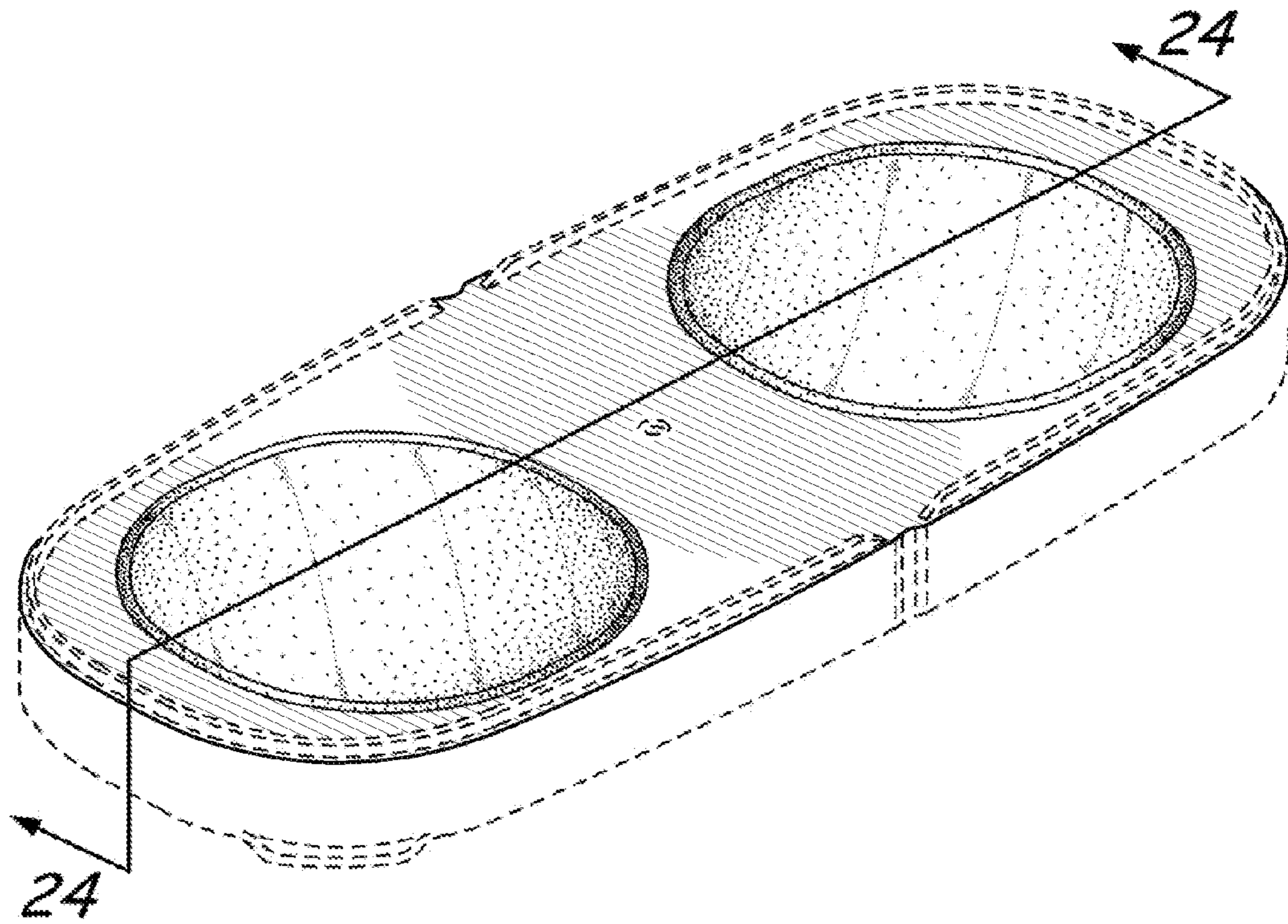
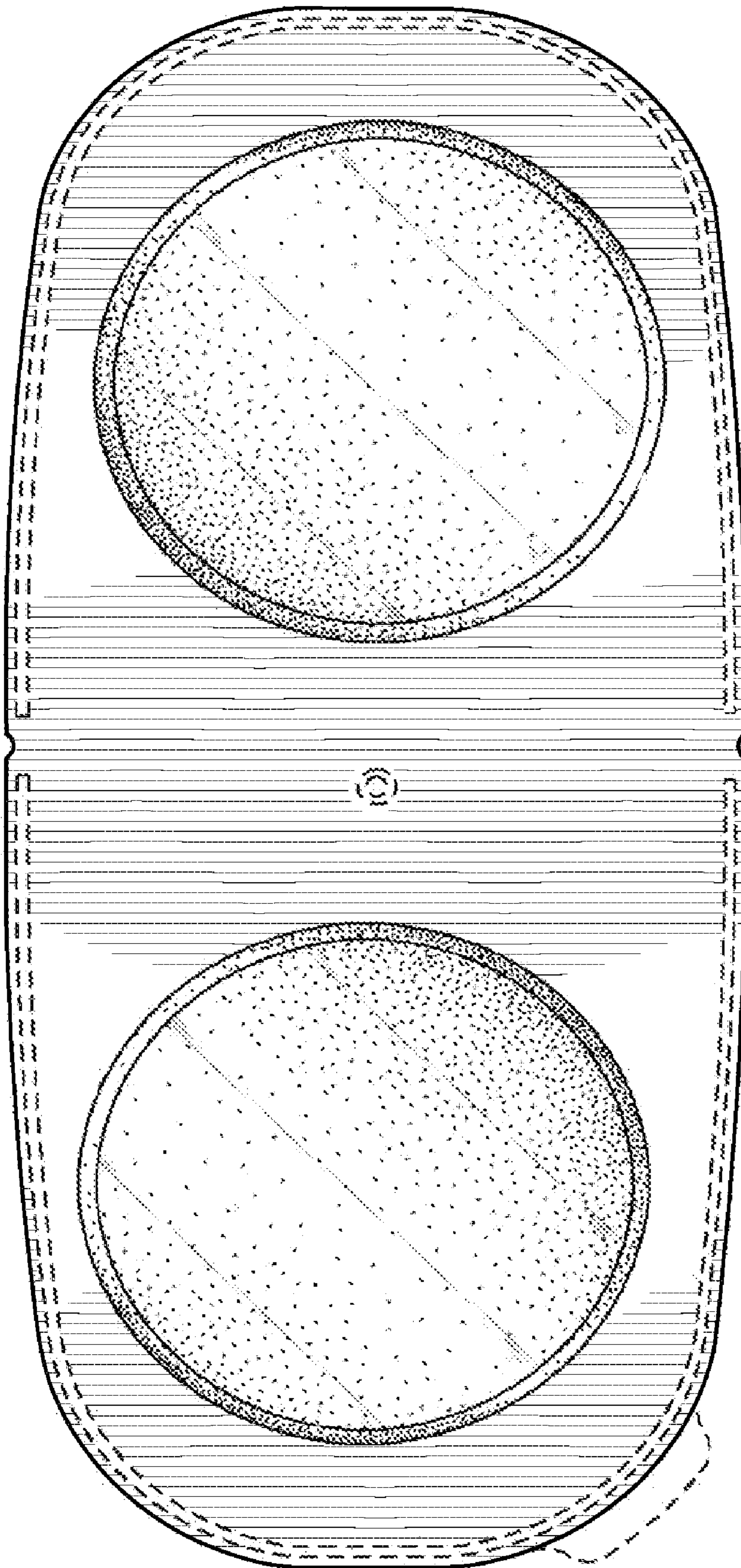


FIG. 17



*FIG. 18*



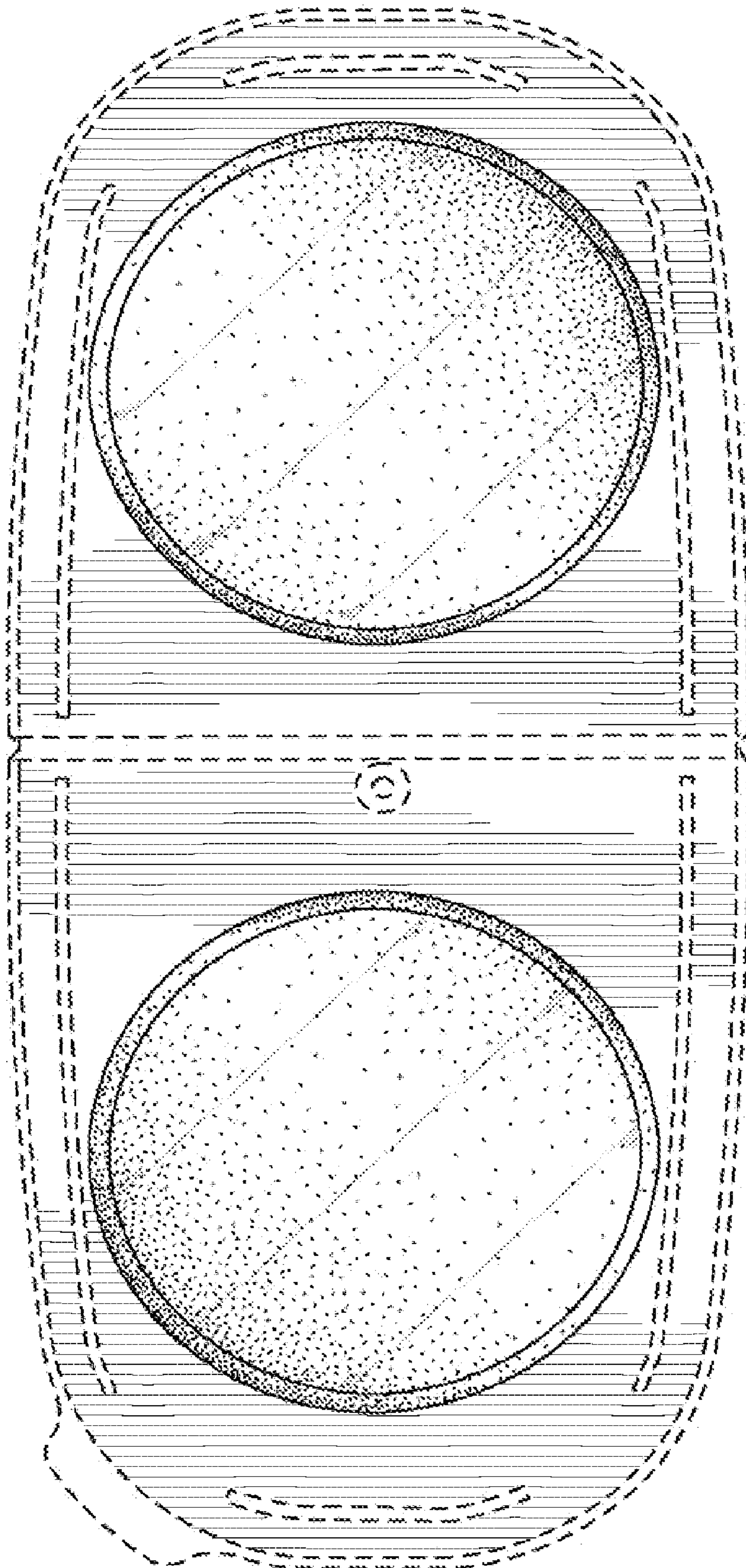




FIG. 19



*FIG. 20*



*FIG. 21*

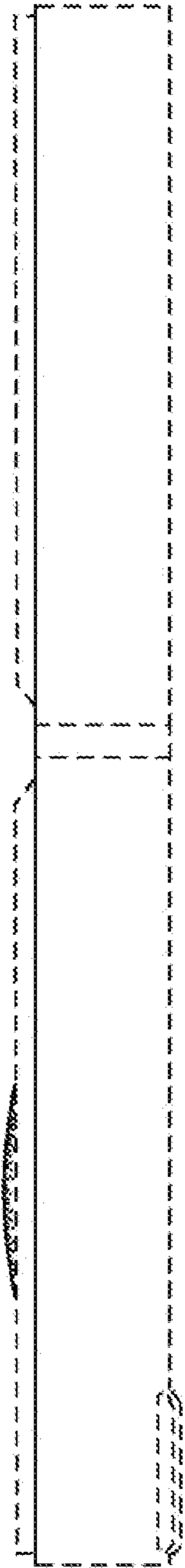


FIG. 22




FIG. 23

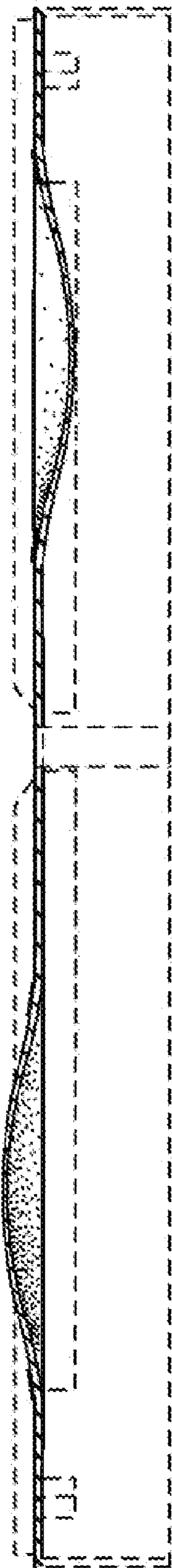


FIG. 24

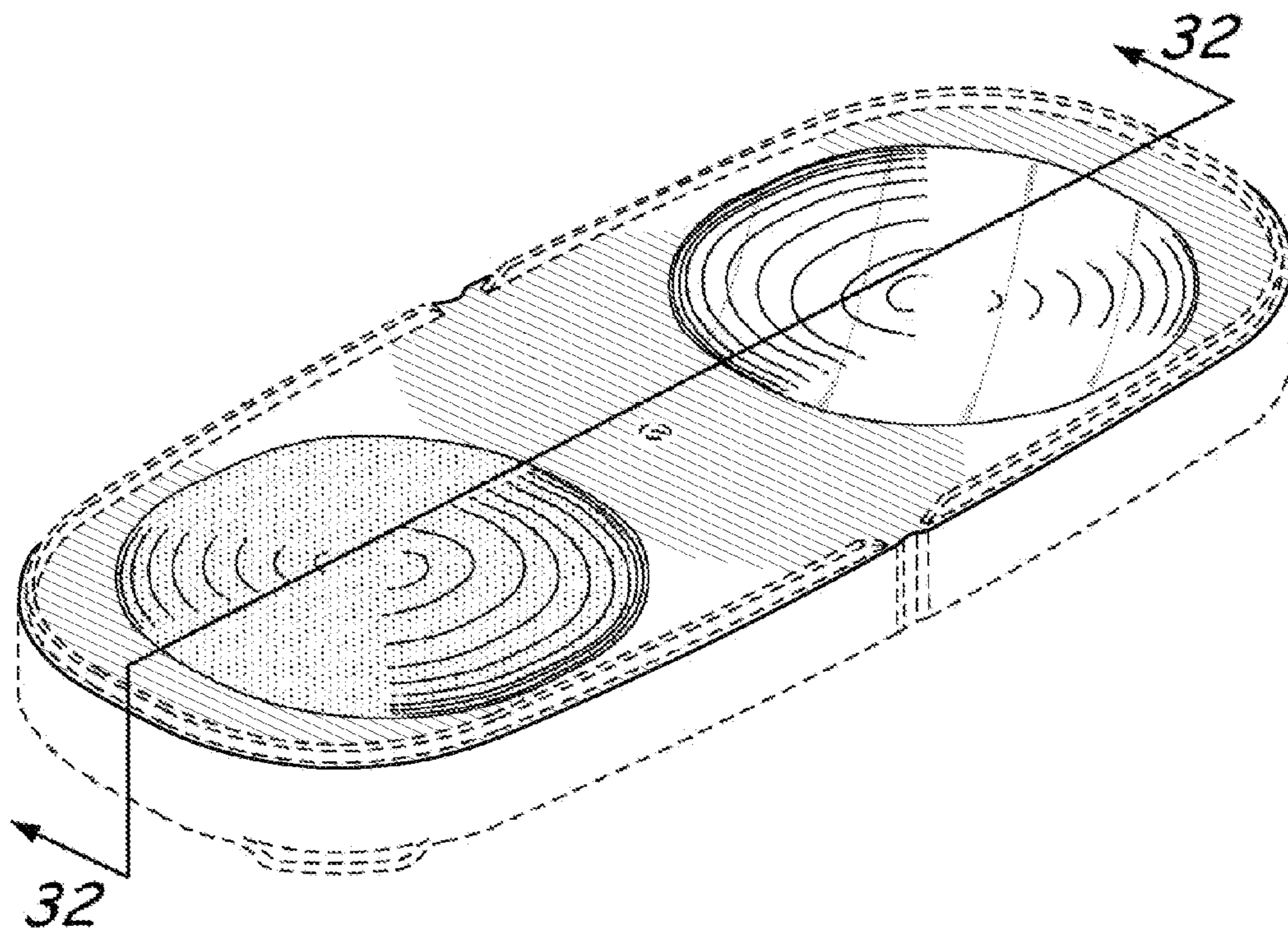


FIG. 25

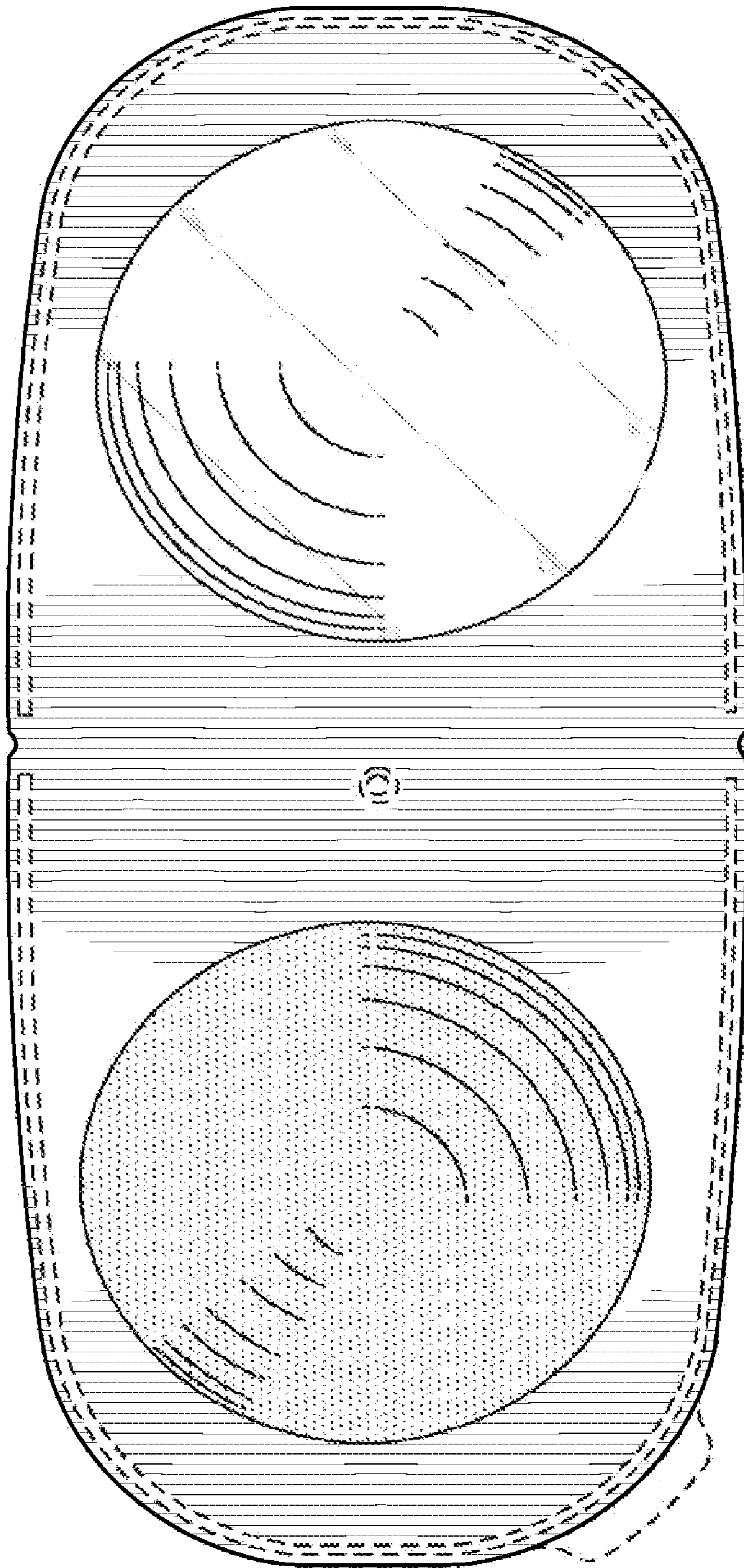


FIG. 26

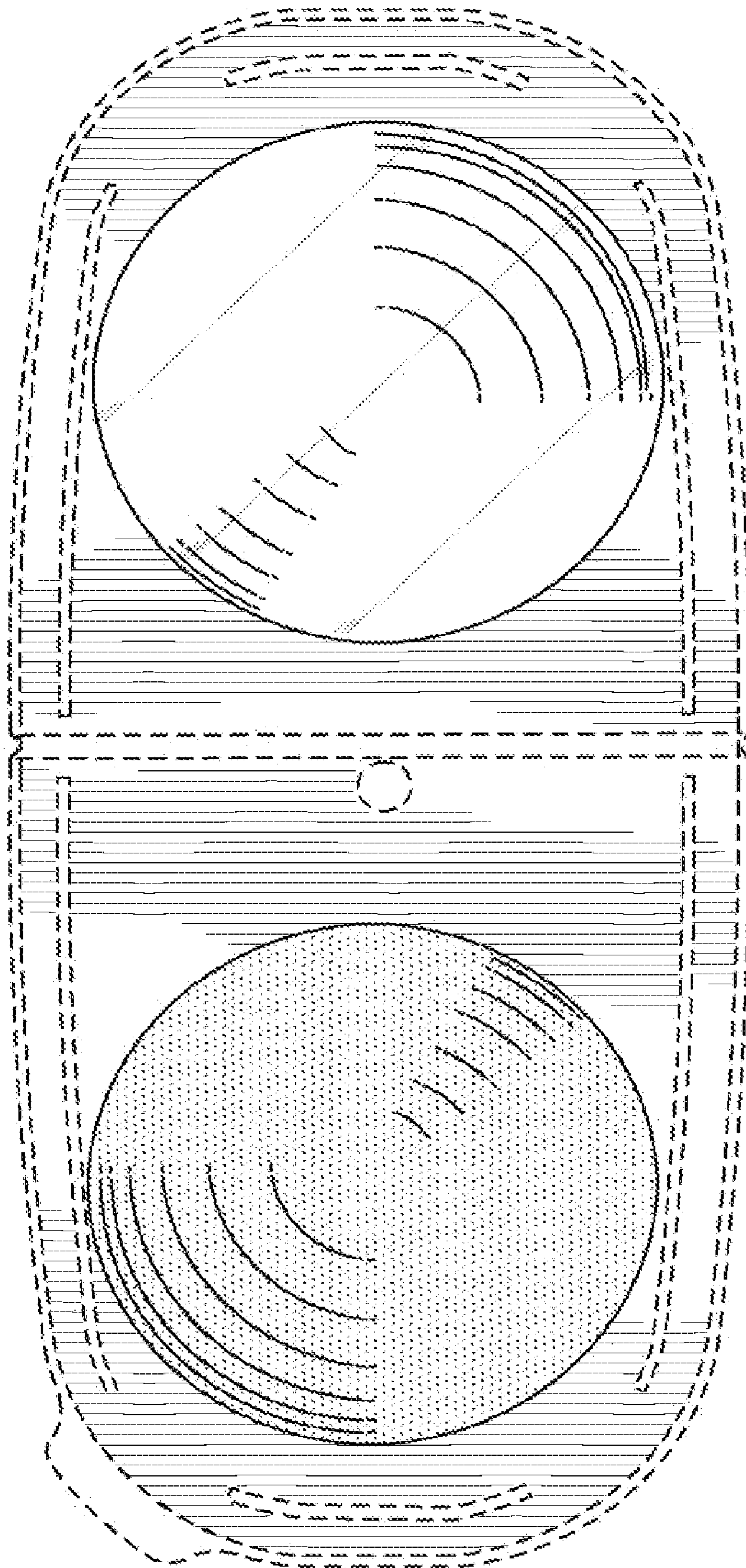




FIG. 27



*FIG. 28*



*FIG. 29*



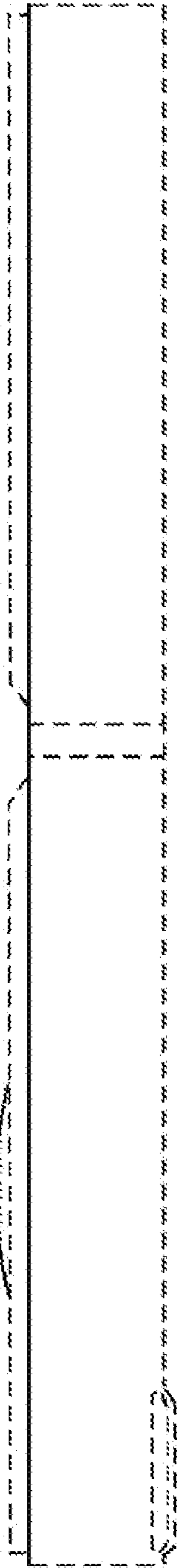


FIG. 30

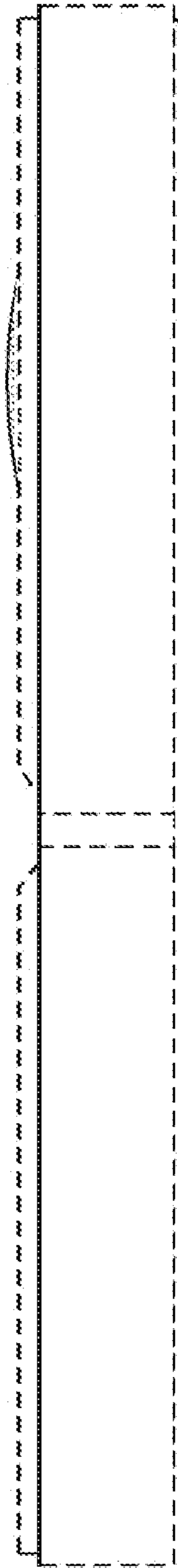


FIG. 31

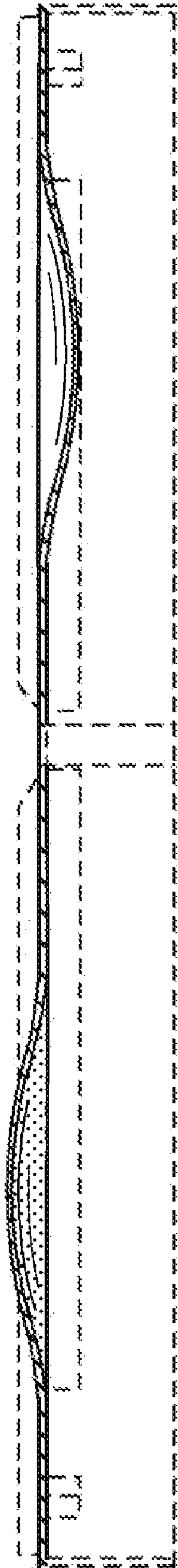


FIG. 32

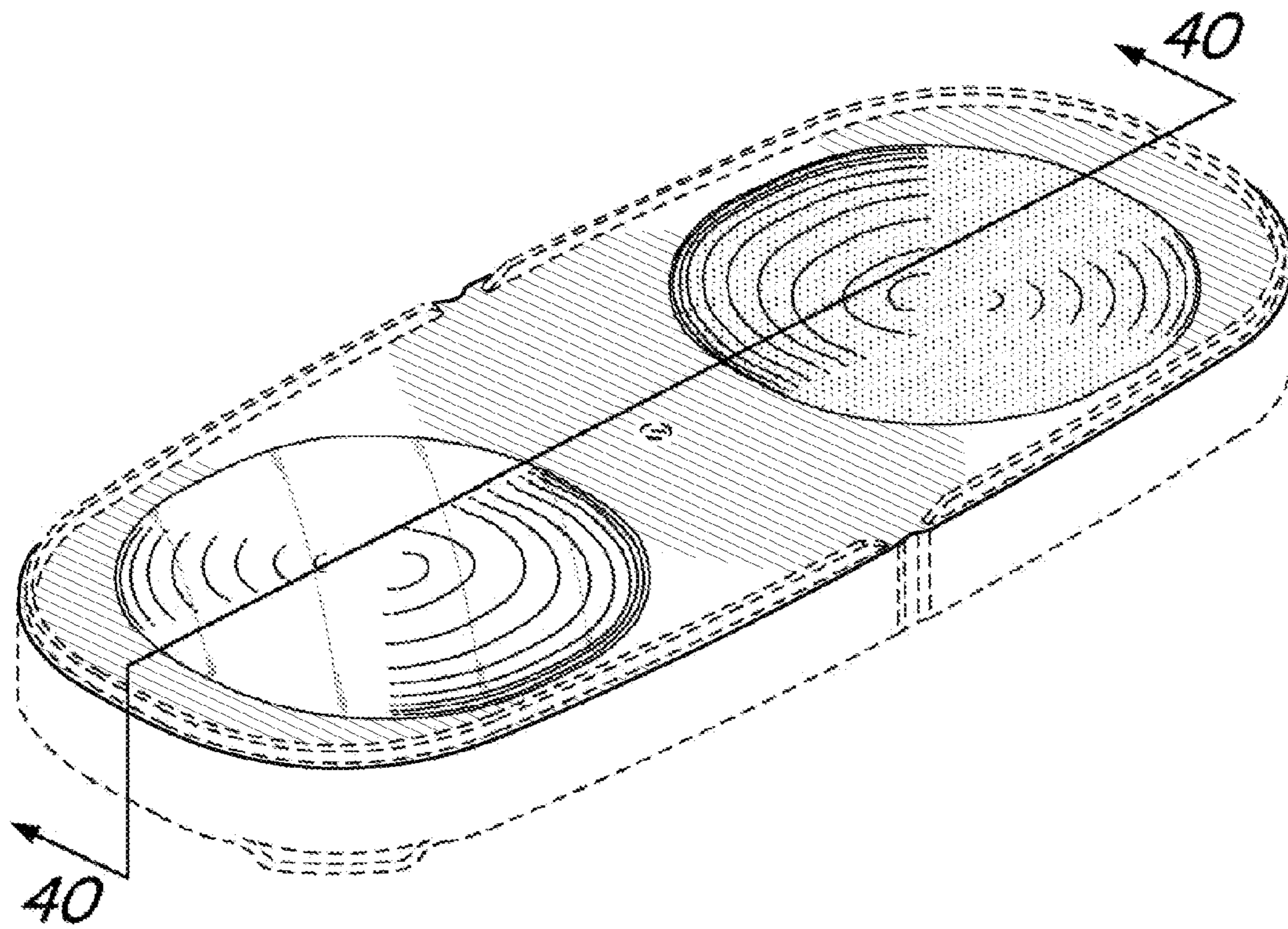


FIG. 33

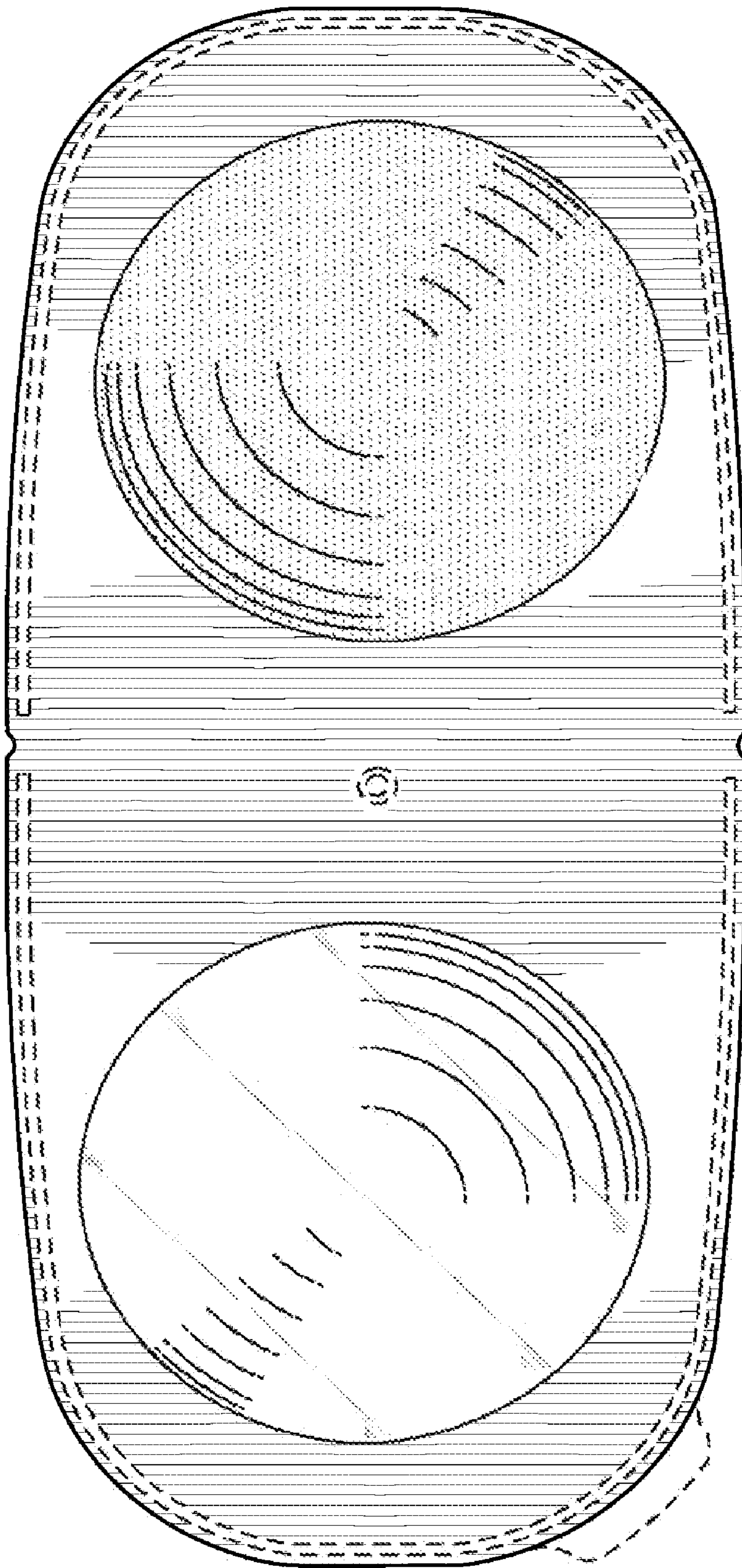


FIG. 34

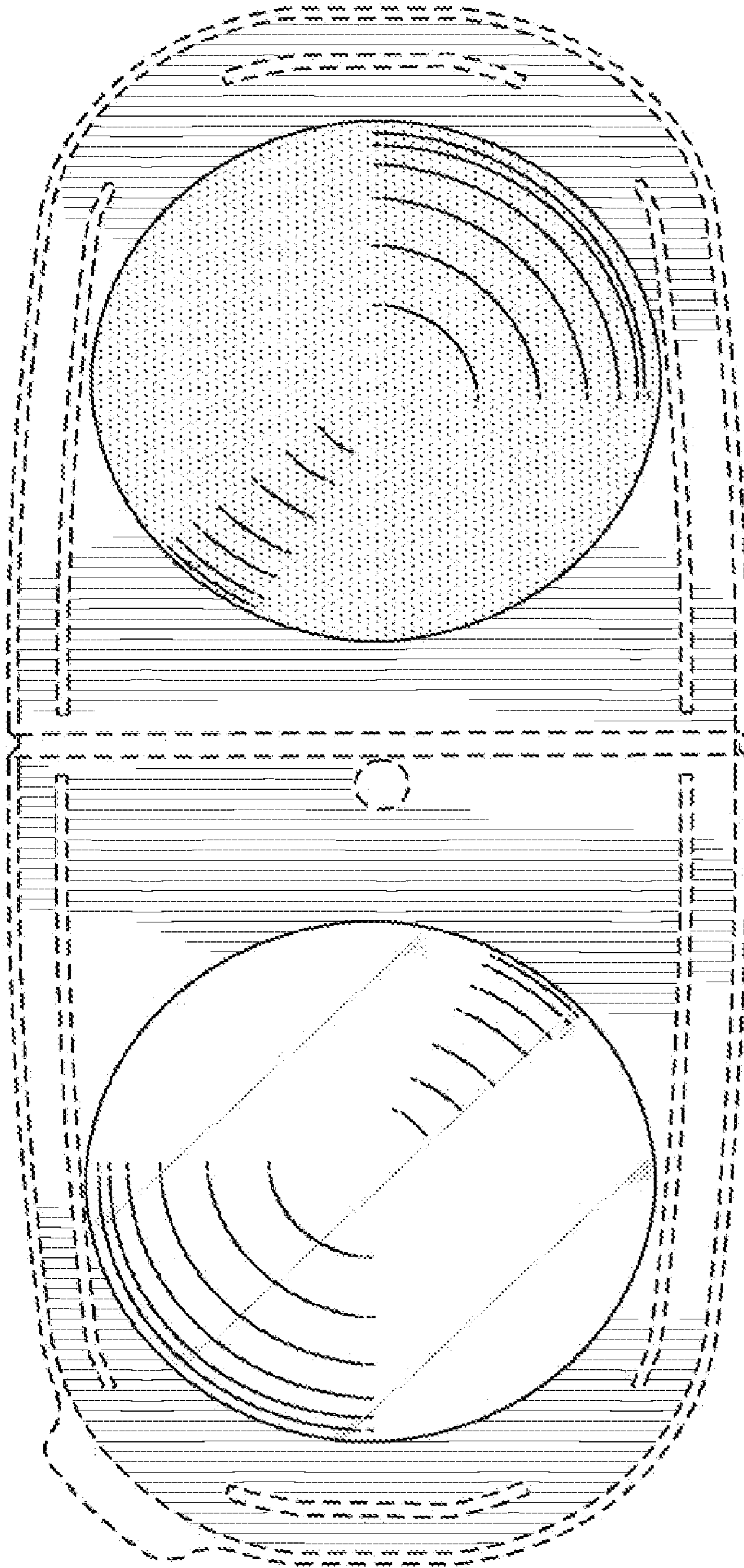




FIG. 35



*FIG. 36*



*FIG. 37*

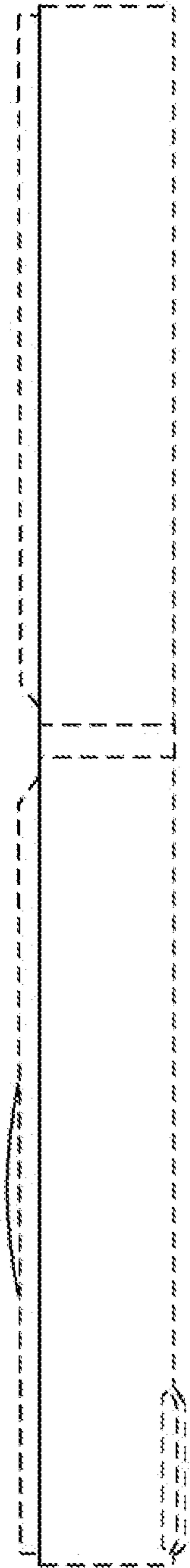


FIG. 38




FIG. 39



FIG. 40