



US00D641188S

(12) **United States Design Patent**  
**Lin**

(10) **Patent No.:** **US D641,188 S**  
(45) **Date of Patent:** **\*\* Jul. 12, 2011**

(54) **METAL SHEET**

(75) Inventor: **Tsong-Yow Lin**, Taichung Hsien (TW)

(73) Assignee: **THN Shong Industrial Co., Ltd.**,  
Taichung Hsien (TW)

(\*\*) Term: **14 Years**

(21) Appl. No.: **29/339,319**

(22) Filed: **Jun. 29, 2009**

(51) **LOC (9) Cl.** ..... **06-04**

(52) **U.S. Cl.** ..... **D6/511**

(58) **Field of Classification Search** ..... D6/574,  
D6/509, 511, 449, 492, 491, 553, 567, 464;  
108/152, 159, 28, 29; 211/126.1, 134; D7/550,  
D7/554.3, 554.4, 388; D25/102, 138  
See application file for complete search history.

(56) **References Cited**

**U.S. PATENT DOCUMENTS**

D59,503 S \* 10/1921 Mendelsohn ..... D6/509  
D180,617 S \* 7/1957 Patterson ..... D6/464

D483,595 S \* 12/2003 Trapp et al. .... D6/574  
\* cited by examiner

*Primary Examiner* — Phillip S Hyder  
*Assistant Examiner* — Sydney Buffalow

(74) *Attorney, Agent, or Firm* — Alan Kamrath; Kamrath &  
Associates PA

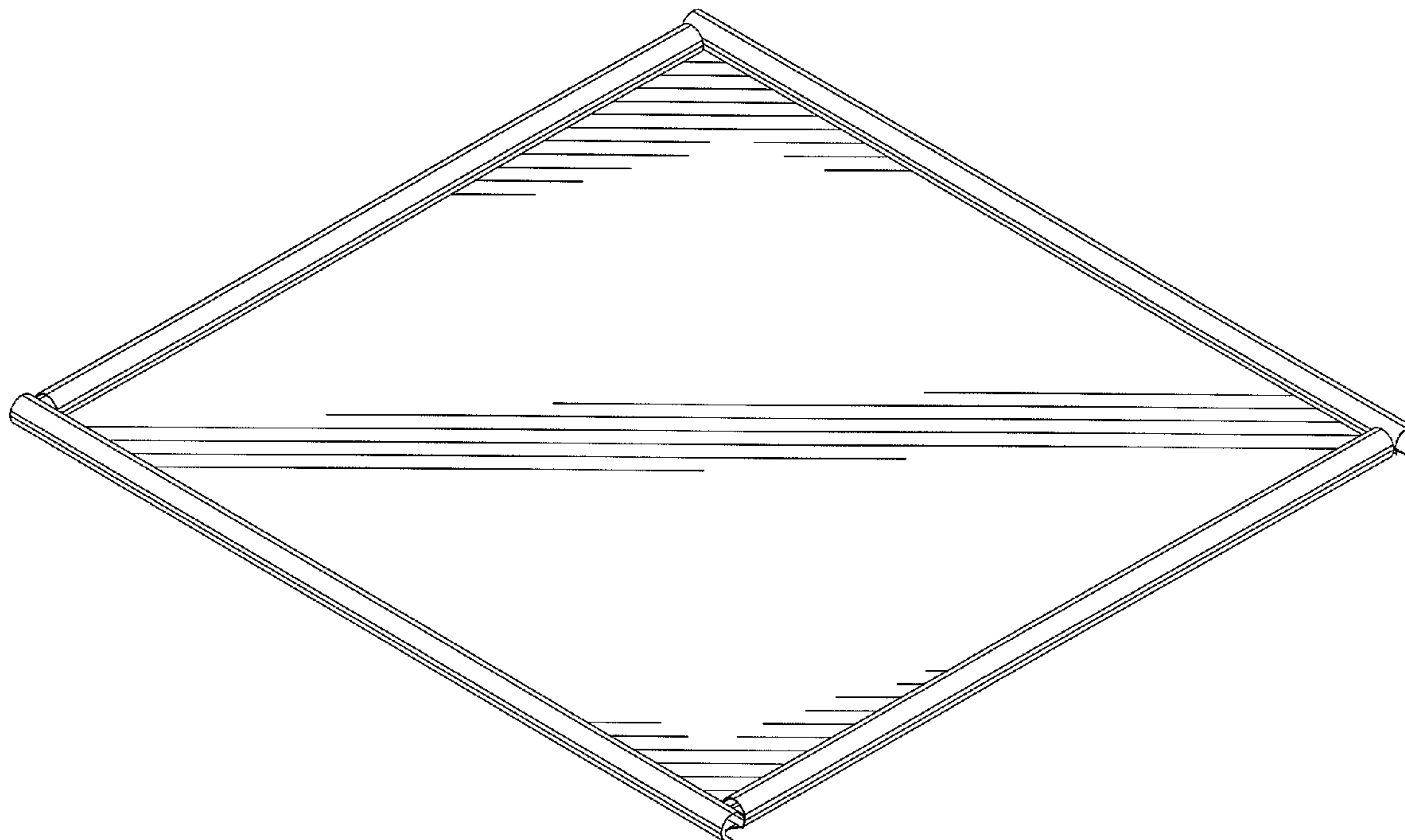
(57) **CLAIM**

The ornamental design for metal sheet, as shown and  
described.

**DESCRIPTION**

FIG. 1 is a perspective view of a metal sheet showing my new  
design;  
FIG. 2 is a front view thereof; the opposite side being a mirror  
image of the shown;  
FIG. 3 is a right view thereof; the opposite side being a mirror  
image of the shown;  
FIG. 4 is a top view thereof;  
FIG. 5 is a bottom view thereof; and,  
FIG. 6 is the perspective view embodying the utilization of  
metal sheet in which the broken line is for illustrative pur-  
poses only and forms no part of the claimed design.

**1 Claim, 5 Drawing Sheets**



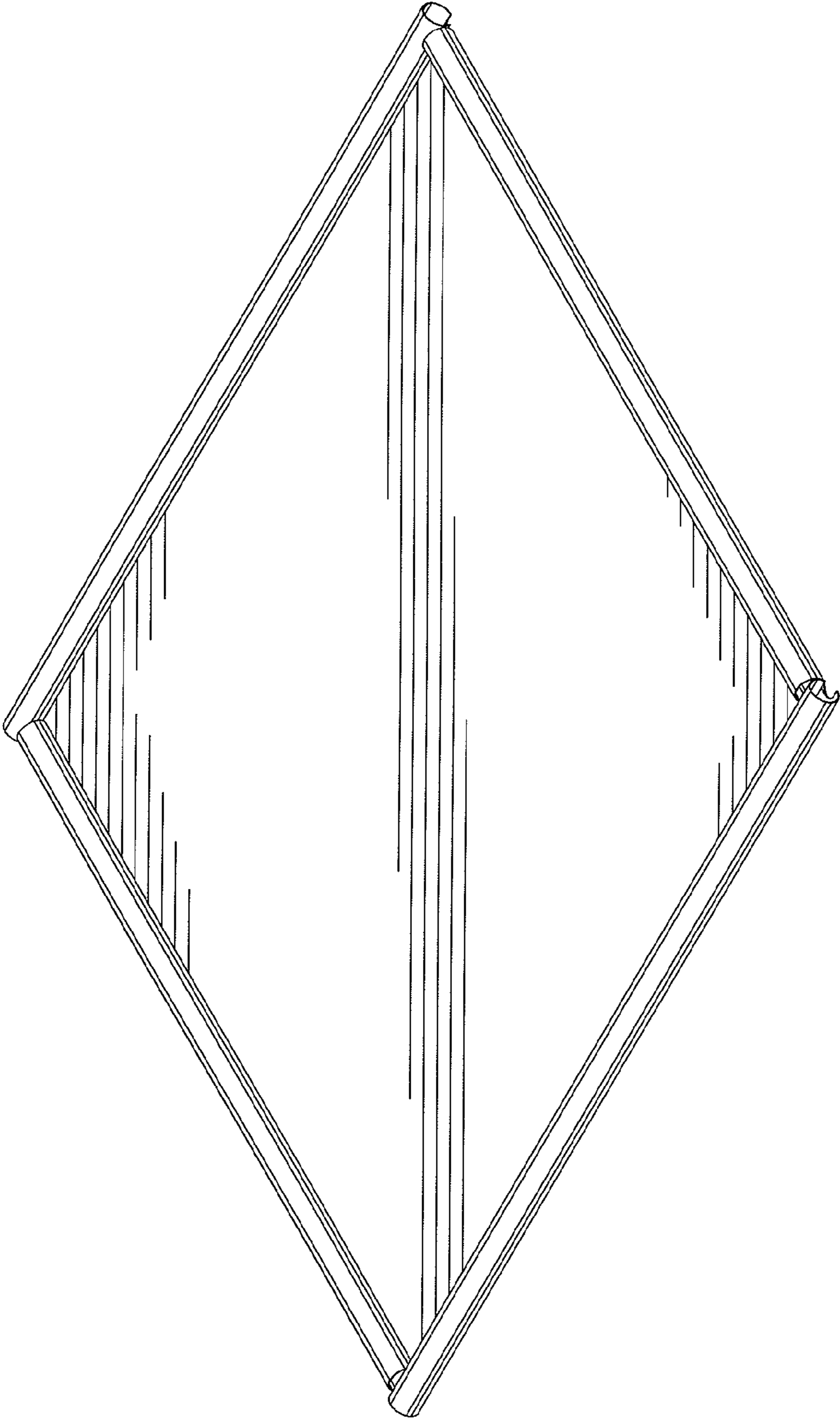


Fig.1



Fig.2



Fig.3

Fig.4





Fig. 5



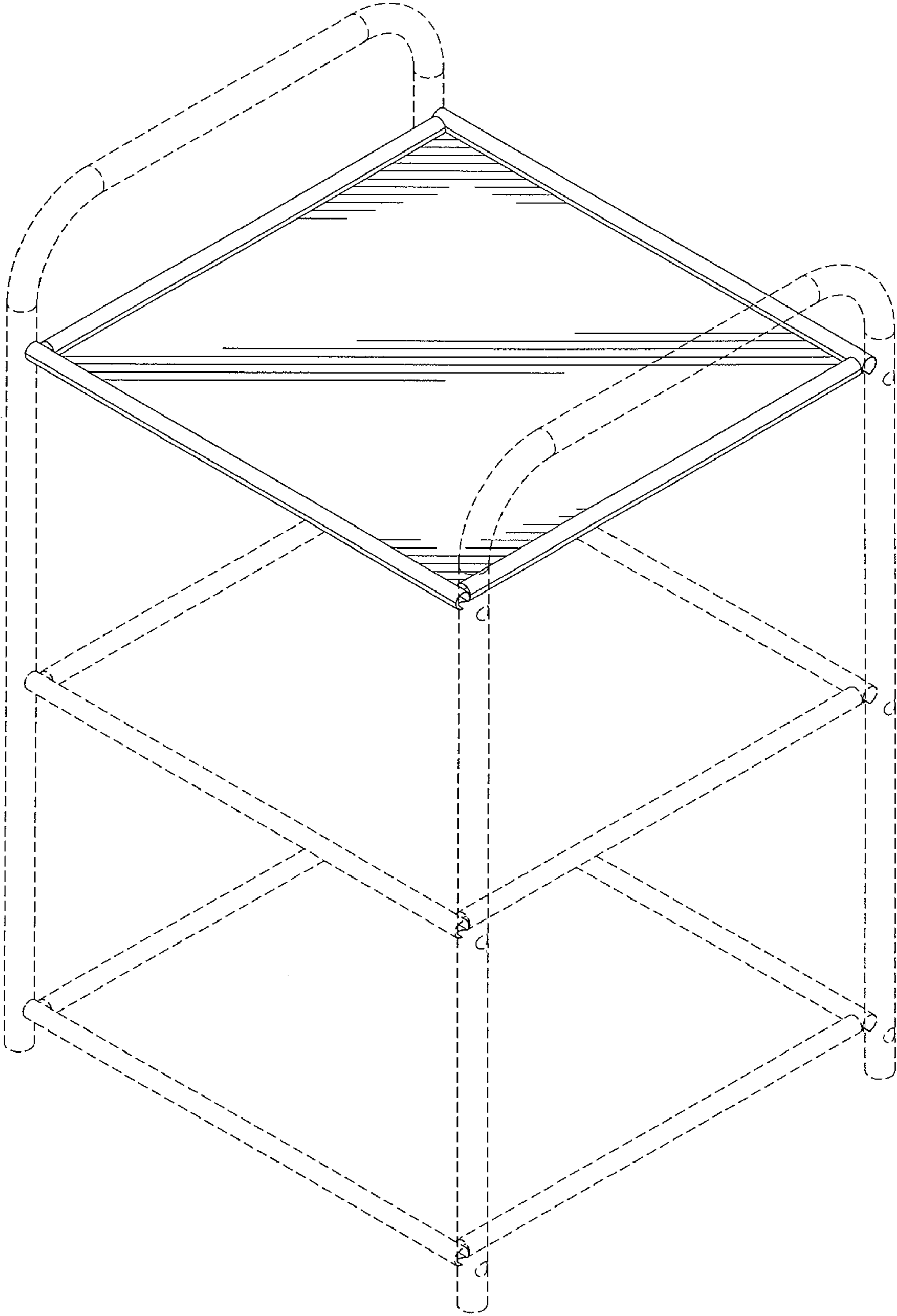


Fig.6