



US00D641181S

(12) **United States Design Patent**  
**Johnson et al.**

(10) **Patent No.:** **US D641,181 S**  
(45) **Date of Patent:** **\*\* Jul. 12, 2011**

(54) **DEMONSTRATION FIXTURE**

(75) Inventors: **Blake M. Johnson**, St. Paul, MN (US);  
**Joseph H. Bowser**, Minneapolis, MN  
(US); **William Y. Stafford**, Minnetrista,  
MN (US); **Tom Schneider**, Circle Pines,  
MN (US); **Troy A. Peterson**, Maple  
Grove, MN (US)

(73) Assignee: **Target Brands, Inc.**, Minneapolis, MN  
(US)

(\*\*) Term: **14 Years**

(21) Appl. No.: **29/362,579**

(22) Filed: **May 27, 2010**

(51) **LOC (9) Cl.** ..... **06-04**

(52) **U.S. Cl.** ..... **D6/369**

(58) **Field of Classification Search** ..... D6/369,  
D6/407, 471, 477, 465-470, 410-415; 206/6.1,  
206/755; 312/116, 114; 248/456; D28/76,  
D28/61

See application file for complete search history.

2001/0042612 A1 11/2001 Hasenoehrl et al.  
2002/0006828 A1 1/2002 Gerding  
2007/0099706 A1 5/2007 Nuta et al.

**OTHER PUBLICATIONS**

Photograph of Wii, Xbox 360, and Play Station 3 consoles, unknown  
Walmart Store, believed to be publicly available before May 2009, 1  
page.

Photograph of Walmart DVD player display; Walmart Store, St. Paul,  
MN; Jun. 6, 2009, 1 page.

Photograph of Wii consoles, Best Buy Store, Roseville, MN; Jun. 6,  
2009, 1 page.

Photograph of Wii video game test display, unknown Best Buy Store,  
believed to be publicly available before May 2009, 1 page.

\* cited by examiner

*Primary Examiner* — Phillip S Hyder

*Assistant Examiner* — Sydney Buffalow

(74) *Attorney, Agent, or Firm* — Griffiths & Seaton PLLC

(57) **CLAIM**

The ornamental design for a demonstration fixture, substan-  
tially as shown and described.

**DESCRIPTION**

FIG. 1 is a perspective view of a demonstration fixture.

FIG. 2 is a front elevation view of the demonstration fixture of  
FIG. 1.

FIG. 3 is a rear elevation view of the demonstration fixture of  
FIG. 1.

FIG. 4 is a left elevation view of the demonstration fixture of  
FIG. 1.

FIG. 5 is a right elevation view of the demonstration fixture of  
FIG. 1.

FIG. 6 is a top plan view of the demonstration fixture of FIG.  
1; and,

FIG. 7 is another perspective view of the demonstration fix-  
ture of FIG. 1.

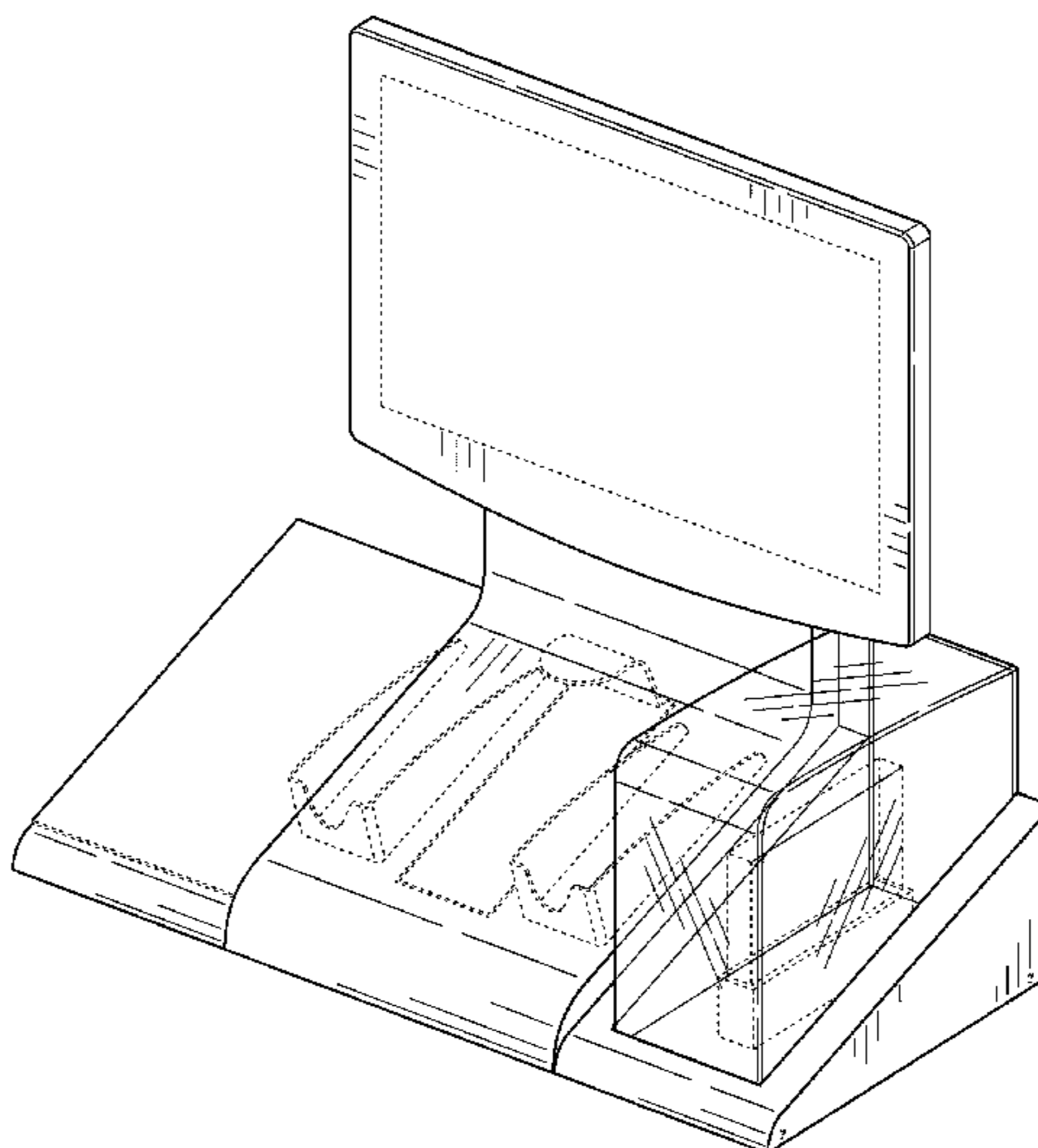
The broken lines are included for illustrative purposes only  
and form no part of the claimed design.

**1 Claim, 6 Drawing Sheets**

(56) **References Cited**

**U.S. PATENT DOCUMENTS**

2,889,037	A *	6/1959	Blod	206/755
D225,479	S *	12/1972	Zottola	D6/407
3,850,486	A *	11/1974	Saxe	312/116
4,005,775	A *	2/1977	Crosslen	206/6.1
D290,534	S *	6/1987	Wendkos	D28/76
D311,785	S *	10/1990	Gaynor	D28/61
D351,075	S *	10/1994	Rubin et al.	D6/471
5,475,562	A	12/1995	Gow	
5,657,641	A	8/1997	Cunningham et al.	
6,104,003	A	8/2000	Jones	
6,105,875	A	8/2000	LaGrotta et al.	
6,474,410	B1	11/2002	Minich et al.	
6,585,189	B1	7/2003	Smallhorn	
6,775,136	B2	8/2004	Tozune et al.	
7,241,222	B2	7/2007	Cole	
7,549,925	B2	6/2009	Scholen et al.	
7,828,260	B2 *	11/2010	Hauser et al.	248/456



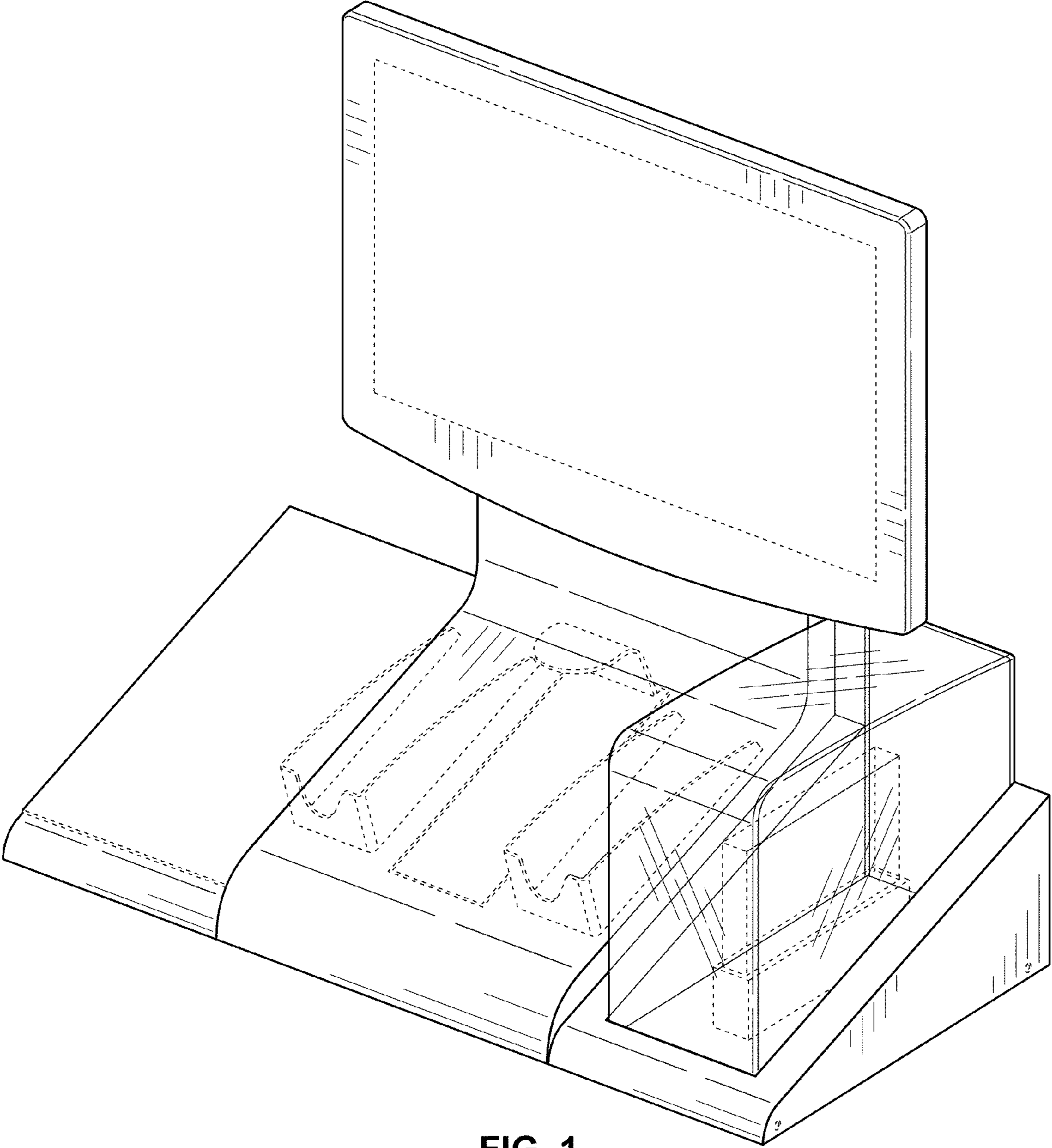


FIG. 1

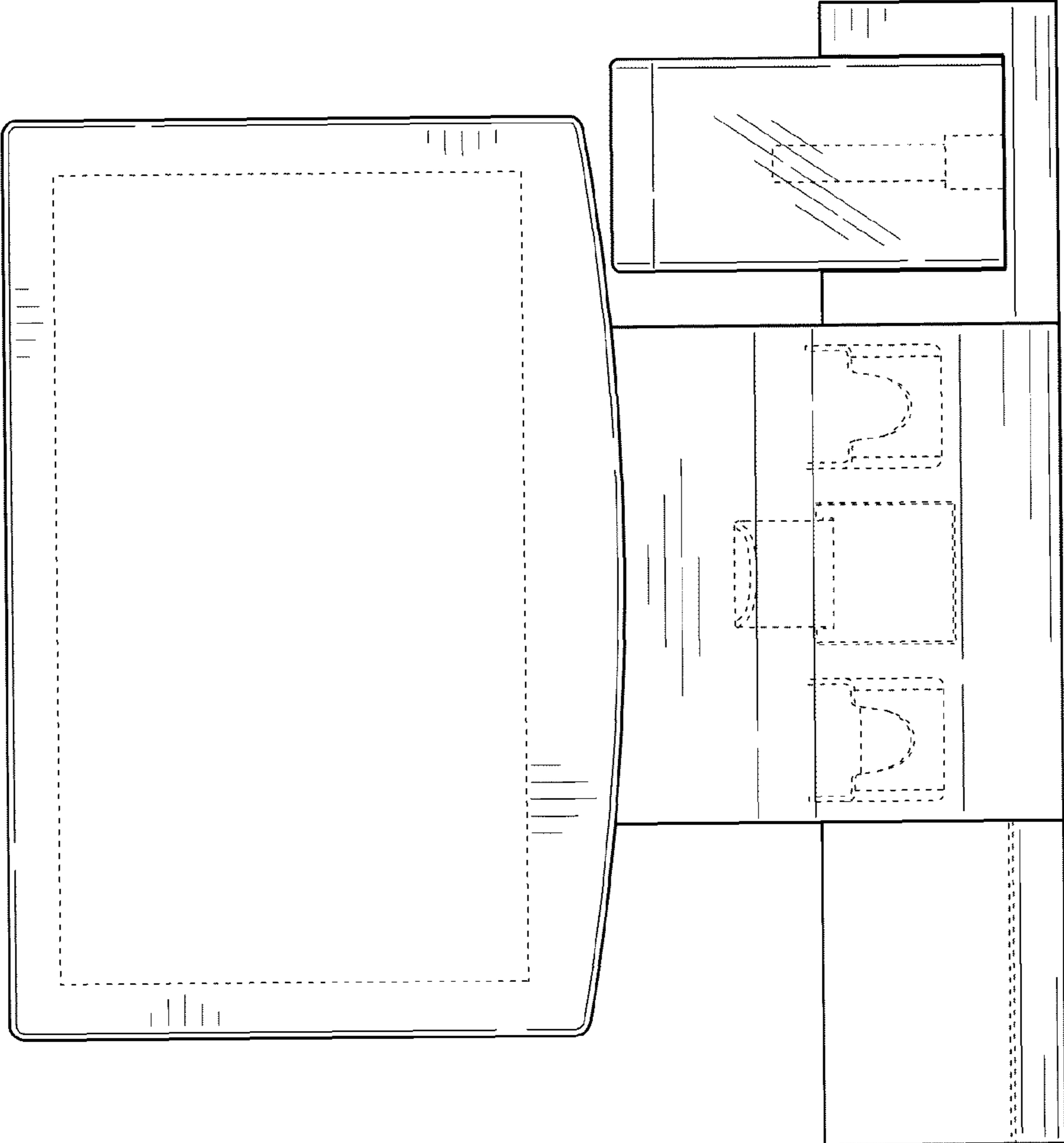


FIG. 2




FIG. 3

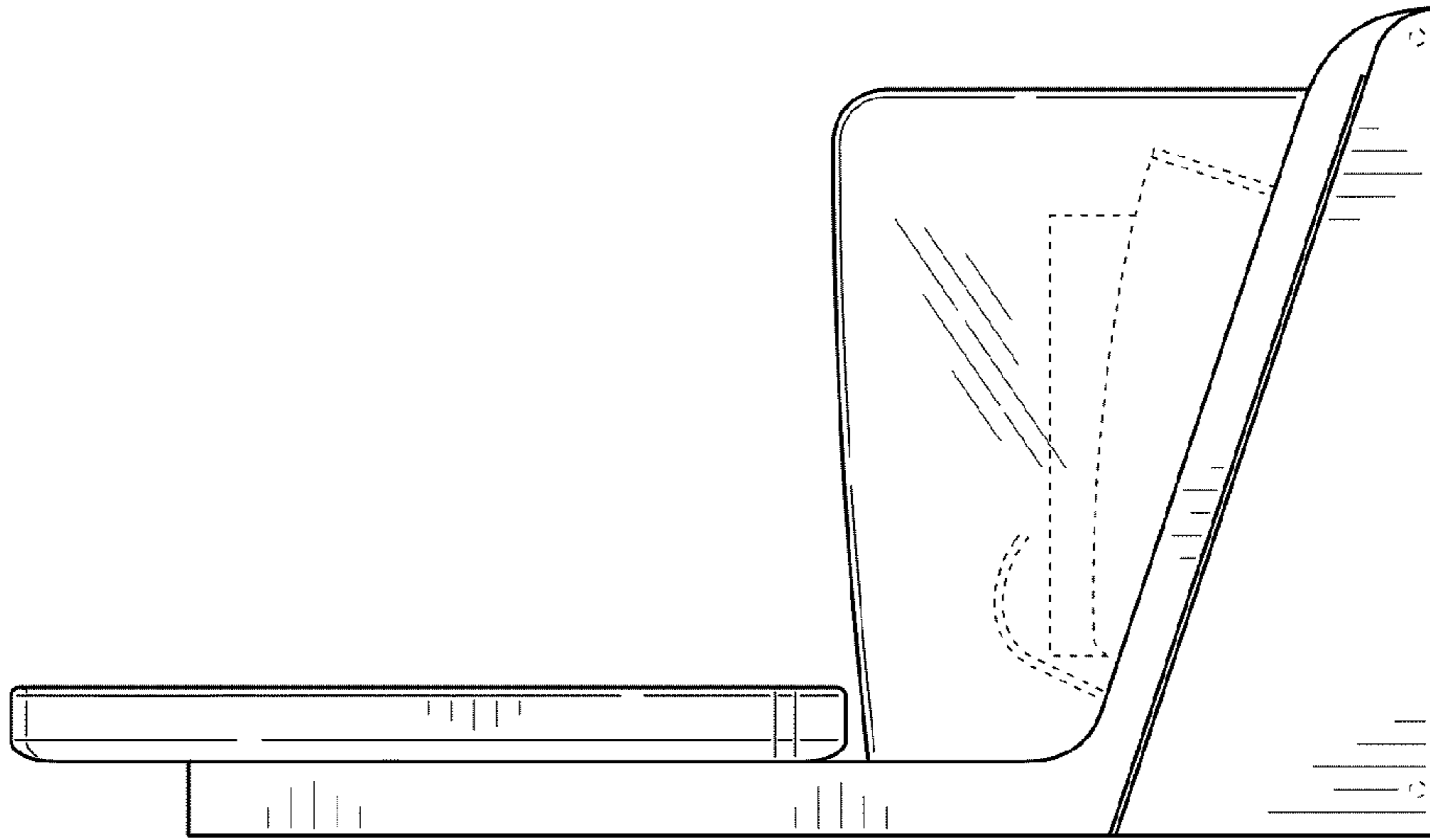


FIG. 5

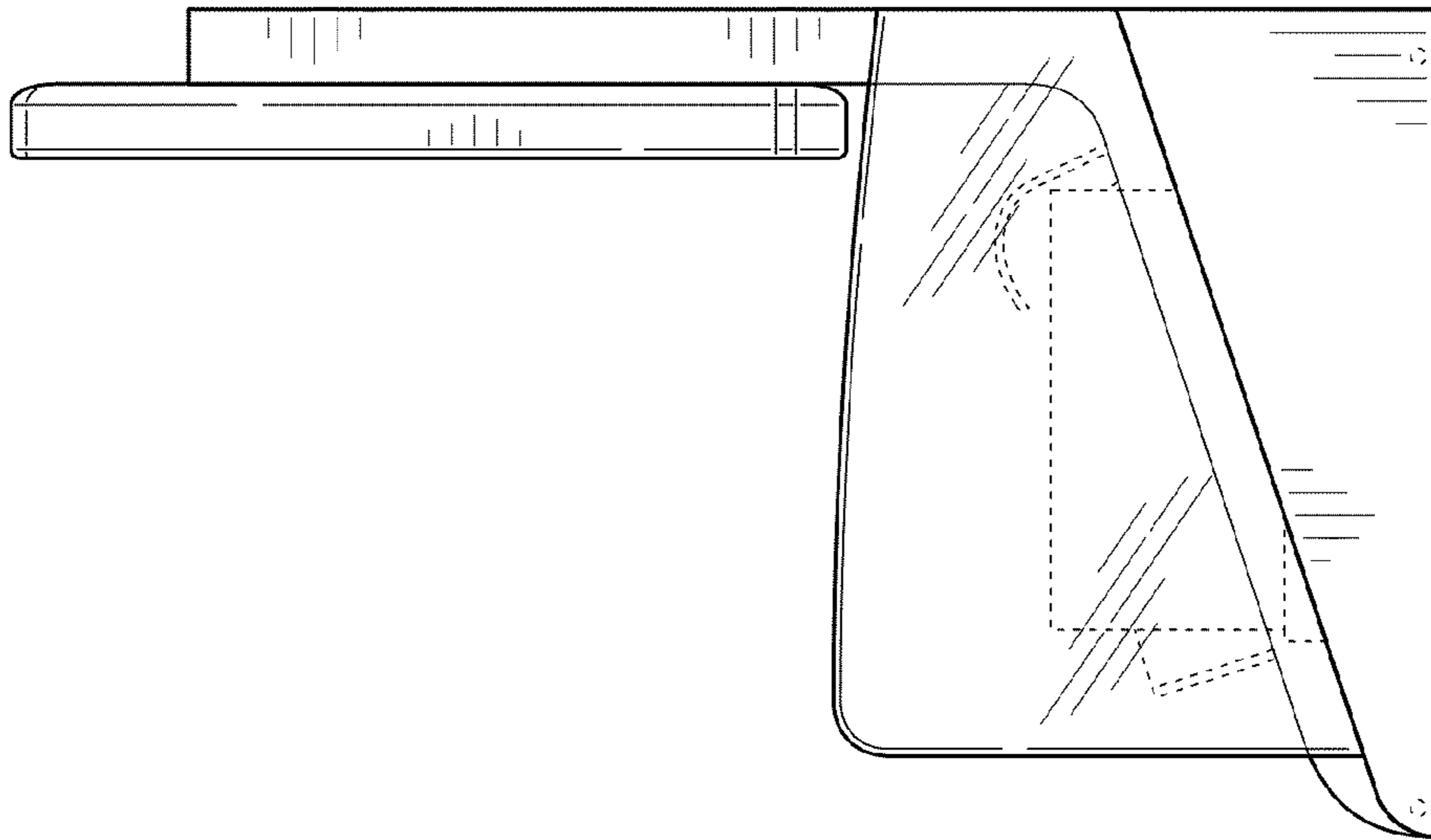


FIG. 4

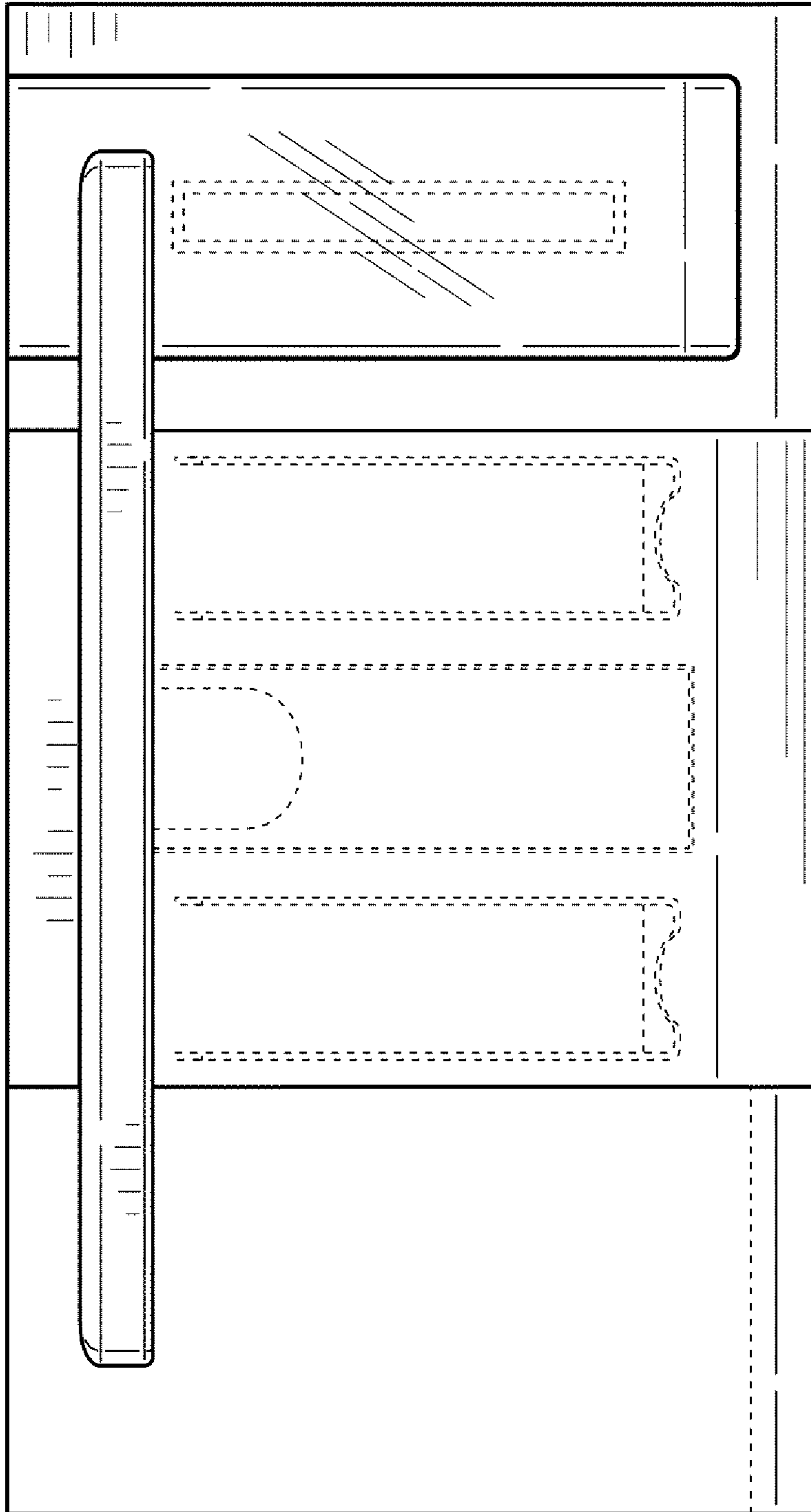


FIG. 6

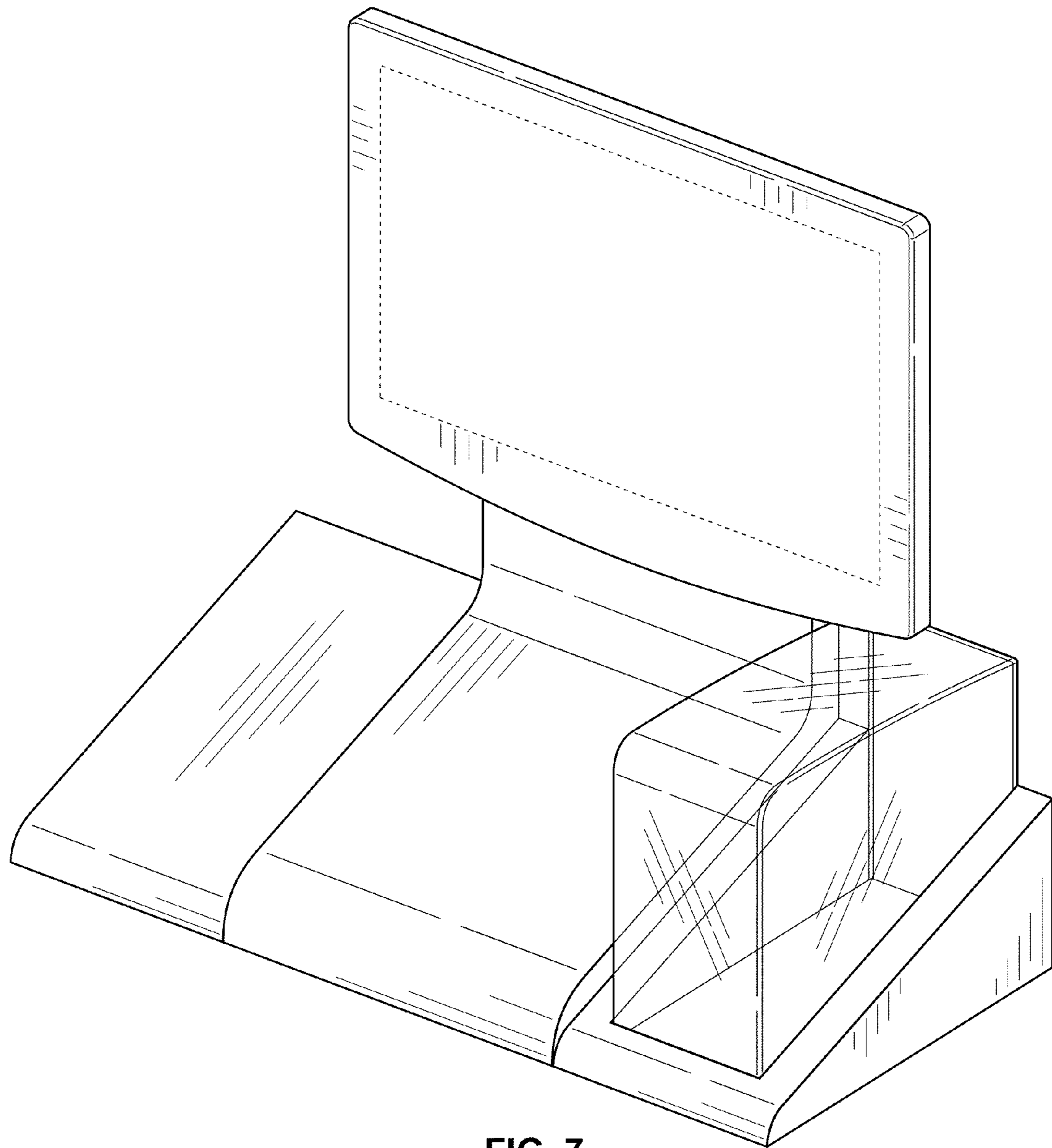


FIG. 7