



US00D641168S

(12) **United States Design Patent**
Sanchez

(10) **Patent No.:** **US D641,168 S**
(45) **Date of Patent:** **** Jul. 12, 2011**

(54) **LUGGAGE SLEEVE**

(76) **Inventor:** **Gregory Joseph Sanchez**, Chandler, AZ
(US)

(**) **Term:** **14 Years**

(21) **Appl. No.:** **29/368,677**

(22) **Filed:** **Aug. 26, 2010**

(51) **LOC (9) Cl.** **03-01**

(52) **U.S. Cl.** **D3/318**

(58) **Field of Classification Search** D3/318,
D3/279, 284; 190/26, 101–102; D20/27
See application file for complete search history.

(56) **References Cited**

U.S. PATENT DOCUMENTS

3,729,038	A *	4/1973	Ekeson	190/110
D384,499	S *	10/1997	Gaestel	D3/247
D456,455	S *	4/2002	Cleveland	D20/27
7,441,641	B2 *	10/2008	Beakey	190/26
7,458,452	B2 *	12/2008	Beakey	190/26
D612,669	S	3/2010	Sanchez et al.	
D612,670	S	3/2010	Sanchez et al.	

D612,671	S	3/2010	Sanchez et al.
D613,109	S	4/2010	Sanchez et al.
D618,498	S	6/2010	Sanchez et al.

* cited by examiner

Primary Examiner — Holly Baynham

(74) *Attorney, Agent, or Firm* — The von Hellens Law Firm,
Ltd.

(57) **CLAIM**

The ornamental design for a luggage sleeve, as shown and
described.

DESCRIPTION

FIG. 1 is an isometric view from the front, left and top of a
luggage sleeve showing my new design; the broken lines
showing indicia and luggage are for the purposes of illustrat-
ing environment and form no part of the claimed design.

FIG. 2 is an isometric view of the front, left and top thereof;


FIG. 3 is a right side view thereof;

FIG. 4 is a front view thereof, the rear view being a mirror
image thereof;

FIG. 5 is a left side view thereof; and,

FIG. 6 is a top view thereof, the bottom view being a mirror
image thereof.

1 Claim, 1 Drawing Sheet






Fig. 1




Fig. 2




Fig. 3




Fig. 4

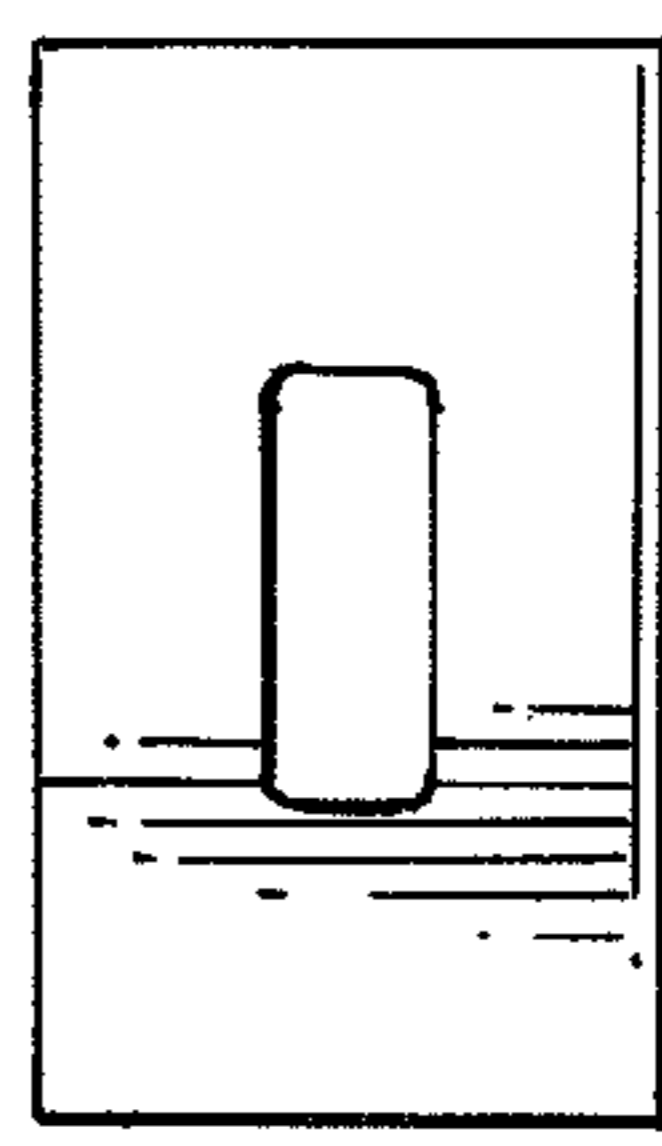


Fig. 5




Fig. 6