



US00D641159S

(12) **United States Design Patent**  
**Li**

(10) **Patent No.:** **US D641,159 S**  
(45) **Date of Patent:** **\*\* Jul. 12, 2011**

(54) **DART BOX**

(75) Inventor: **Yingni Li**, Guangdong (CN)

(73) Assignee: **Huizhou Yibaling Darts Co., Ltd.**,  
Guangdong (CN)

(\*\*) Term: **14 Years**

(21) Appl. No.: **29/366,090**

(22) Filed: **Jul. 20, 2010**

(30) **Foreign Application Priority Data**

Jan. 21, 2010 (CN) ..... 2010 3 0021088

(51) **LOC (9) Cl.** ..... **03-01**

(52) **U.S. Cl.** ..... **D3/254**

(58) **Field of Classification Search** ..... D3/254,  
D3/272-273; 206/1.8, 443, 214, 315.1

See application file for complete search history.

(56) **References Cited**

**U.S. PATENT DOCUMENTS**

D213,175 S \* 1/1969 Bath ..... D3/272

D242,657 S \* 12/1976 Kurtz ..... D3/295  
D265,461 S \* 7/1982 Valley ..... D3/254  
5,067,610 A \* 11/1991 Jensen ..... 206/315.1  
5,163,550 A \* 11/1992 Hawk ..... 206/315.1  
5,238,108 A \* 8/1993 Velezis et al. .... 206/315.1  
D349,549 S \* 8/1994 DeMichele ..... D3/221  
5,513,750 A \* 5/1996 Rychel ..... 206/315.1  
6,173,834 B1 \* 1/2001 Voden et al. .... 206/315.1

\* cited by examiner

*Primary Examiner* — Holly Baynham

(74) *Attorney, Agent, or Firm* — Leong C. Lei

(57) **CLAIM**

The ornamental design for a dart box, as shown and described.

**DESCRIPTION**

FIG. 1 is a perspective view of a dart box showing my new design;

FIG. 2 is a front elevational view thereof;

FIG. 3 is a rear elevational view thereof;

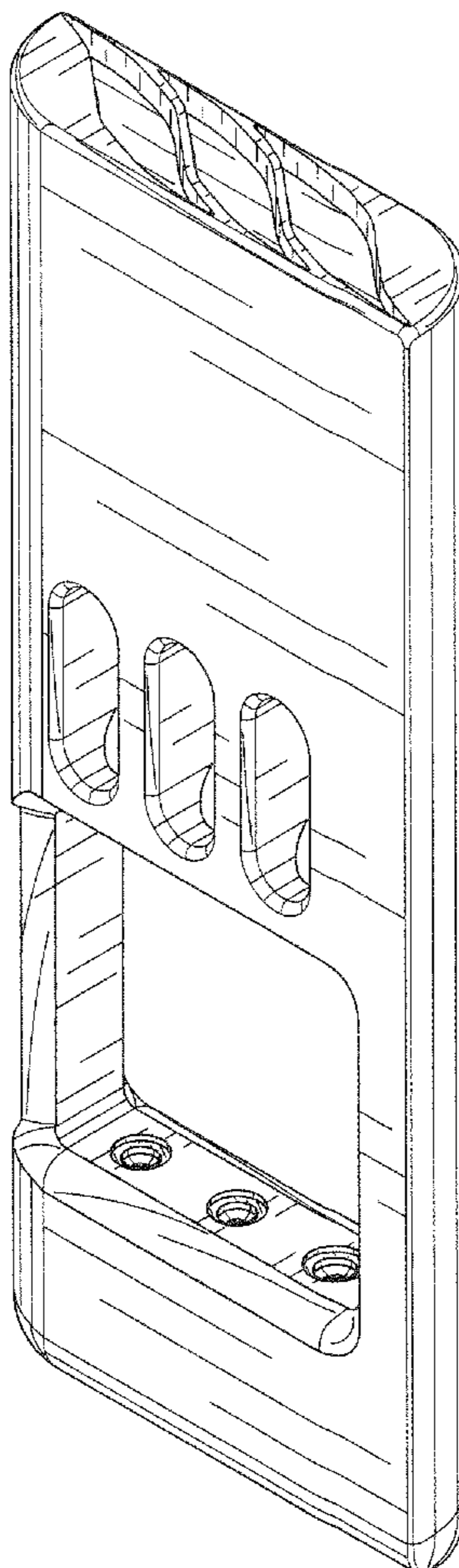
FIG. 4 is a left side elevational view thereof;

FIG. 5 is a right side elevational view thereof;

FIG. 6 is a top plan view thereof; and,

FIG. 7 is a bottom plan view thereof.

**1 Claim, 4 Drawing Sheets**



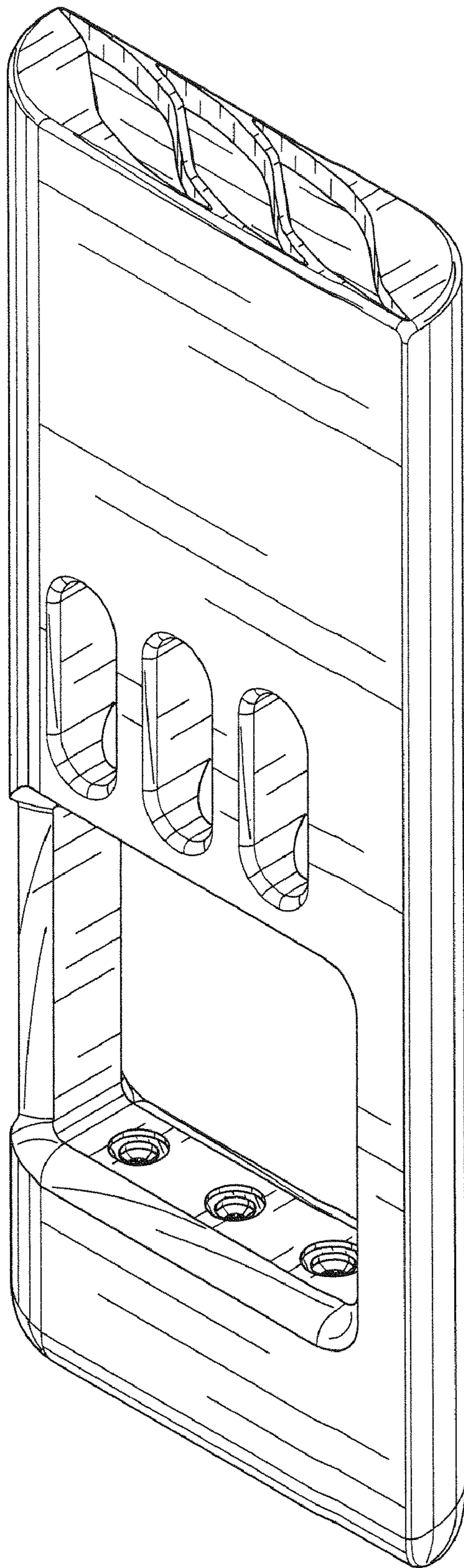


FIG. 1

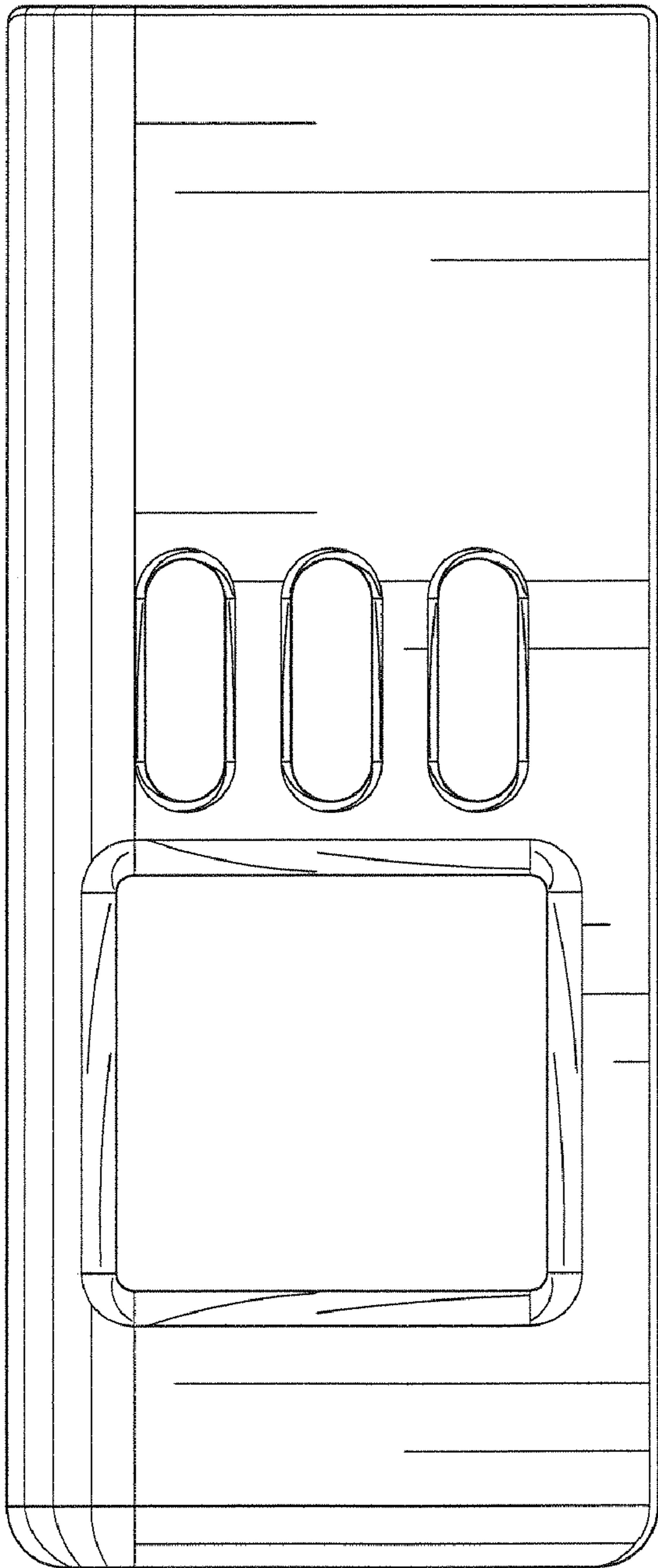


FIG. 2

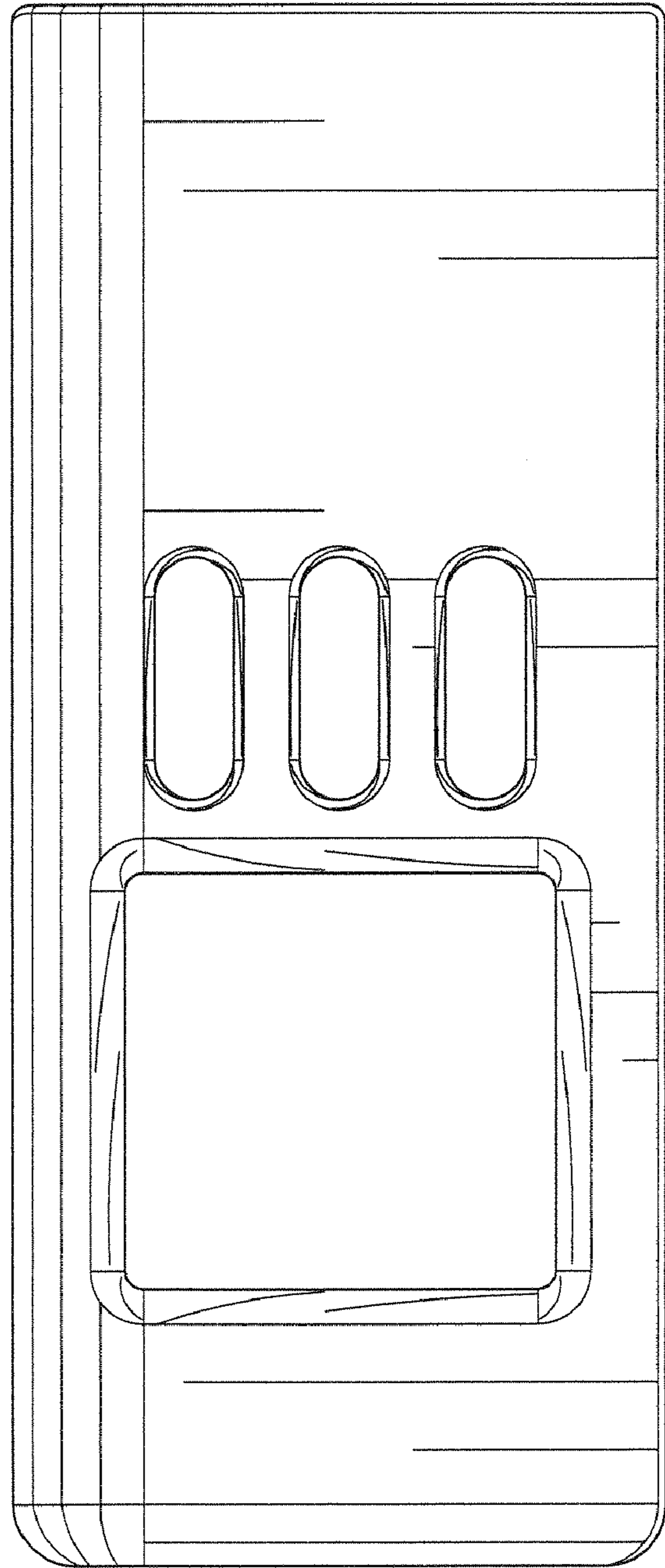


FIG. 3






FIG. 4




FIG. 5

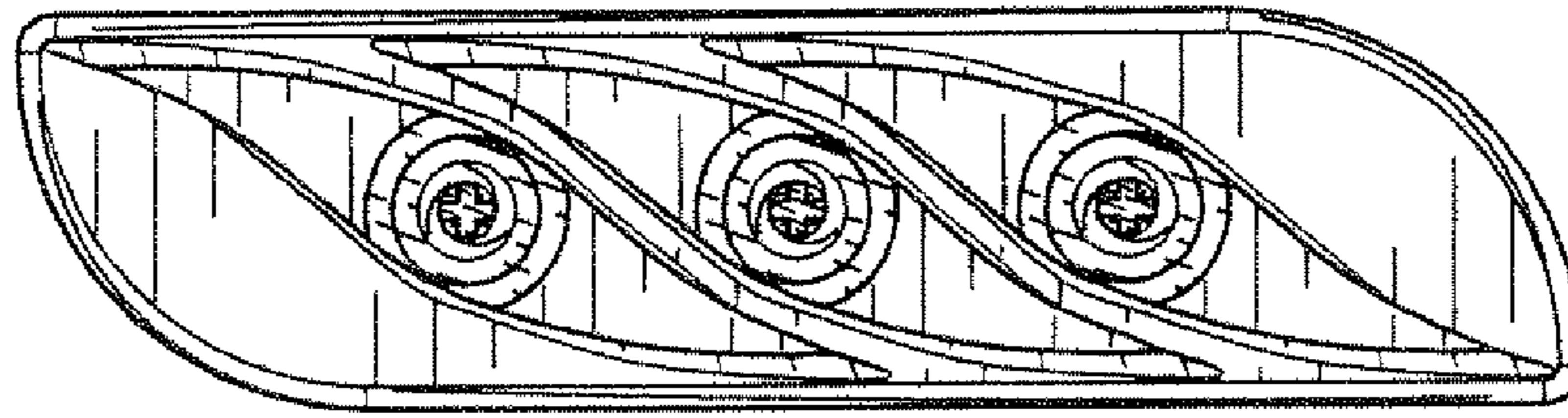


FIG. 6

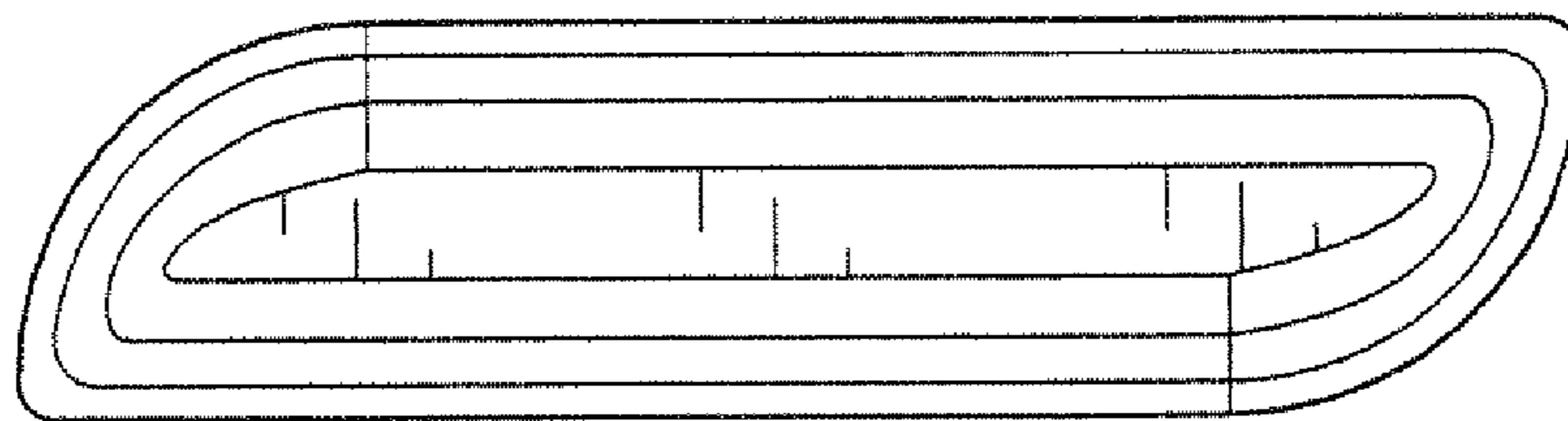


FIG. 7