



US00D641147S

(12) **United States Design Patent**
Adams

(10) **Patent No.:** **US D641,147 S**
(45) **Date of Patent:** **** Jul. 12, 2011**

(54) **SHOE UPPER**

(75) Inventor: **Fiona Adams**, Ticknall (GB)

(73) Assignee: **Deckers Outdoor Corporation**, Goleta,
CA (US)

(**) Term: **14 Years**

(21) Appl. No.: **29/351,931**

(22) Filed: **Dec. 14, 2009**

(51) **LOC (9) Cl.** **02-99**

(52) **U.S. Cl.** **D2/970; D2/910**

(58) **Field of Classification Search** D2/896,
D2/900, 909-911, 943, 946, 969, 970, 974;
36/83, 1.5, 2 R, 109, 3 A, 7.1 R, 45, 52, 112,
36/100

See application file for complete search history.

(56) **References Cited**

U.S. PATENT DOCUMENTS

177,396 A	5/1876	Harris	
252,715 A	1/1882	Bass	
D67,571 S *	6/1925	Blair	D2/911
D73,597 S *	10/1927	Blair	D2/911
D139,007 S *	10/1944	Crotty	D2/911
D145,816 S	4/1946	Payne	
D269,731 S	7/1983	Mattiuzzo	
D282,599 S *	2/1986	Frey	D2/911
D361,885 S	9/1995	Hatfield	
D375,193 S	11/1996	Kallen et al.	
6,286,233 B1	9/2001	Gaither	
D481,863 S *	11/2003	Belley et al.	D2/970
6,952,891 B2	10/2005	Hirayama	

D530,062 S	10/2006	Schoenborn et al.	
D544,682 S *	6/2007	Belley et al.	D2/970
D547,046 S *	7/2007	Belley et al.	D2/970
D550,443 S	9/2007	Belley et al.	
D569,090 S	5/2008	Uratsu	
D581,647 S	12/2008	St-Louis	
D585,635 S *	2/2009	Le	D2/970
D585,636 S *	2/2009	Earle	D2/970
D600,903 S	9/2009	Belley et al.	
D604,485 S	11/2009	Thornton	
2003/0066207 A1	4/2003	Gaither	
2005/0044749 A1	3/2005	Hall	

* cited by examiner

Primary Examiner — Robert M. Spear

Assistant Examiner — Rashida C McCoy

(74) *Attorney, Agent, or Firm* — Greer, Burns & Crain, Ltd.

(57) **CLAIM**

The ornamental design for a shoe upper, as shown and described.

DESCRIPTION

FIG. 1 is a perspective view of a shoe upper, showing my new design;

FIG. 2 is a side elevational view thereof;

FIG. 3 is an opposite side elevational view thereof;

FIG. 4 is a front elevational view thereof;

FIG. 5 is a rear elevational view thereof;

FIG. 6 is a top plan view thereof; and,

FIG. 7 is a bottom plan view thereof.

The broken lines in FIGS. 1-7 define bounds of the claimed design or represent portions of the shoe that form no part of the claimed design.

1 Claim, 5 Drawing Sheets

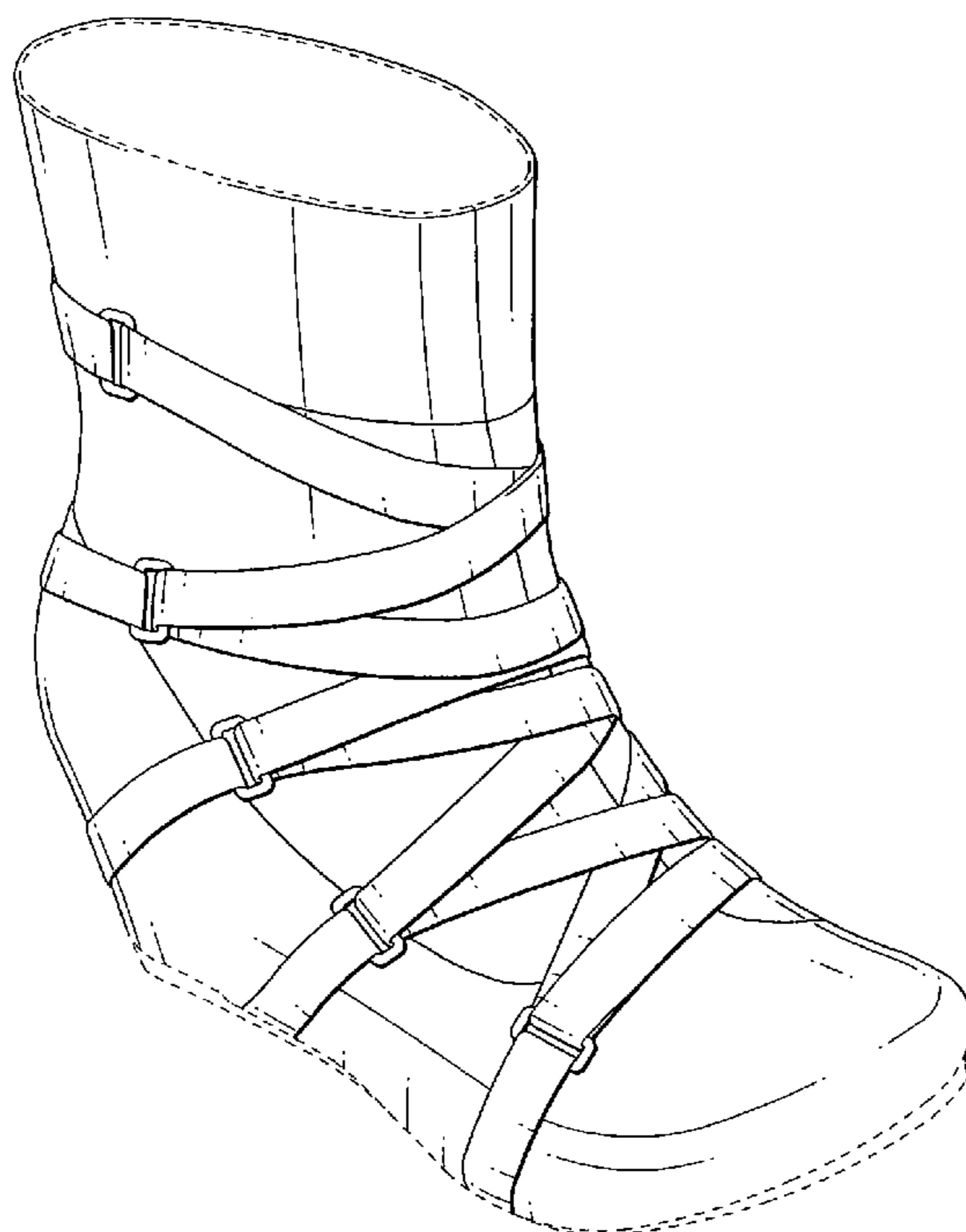




FIG. 1

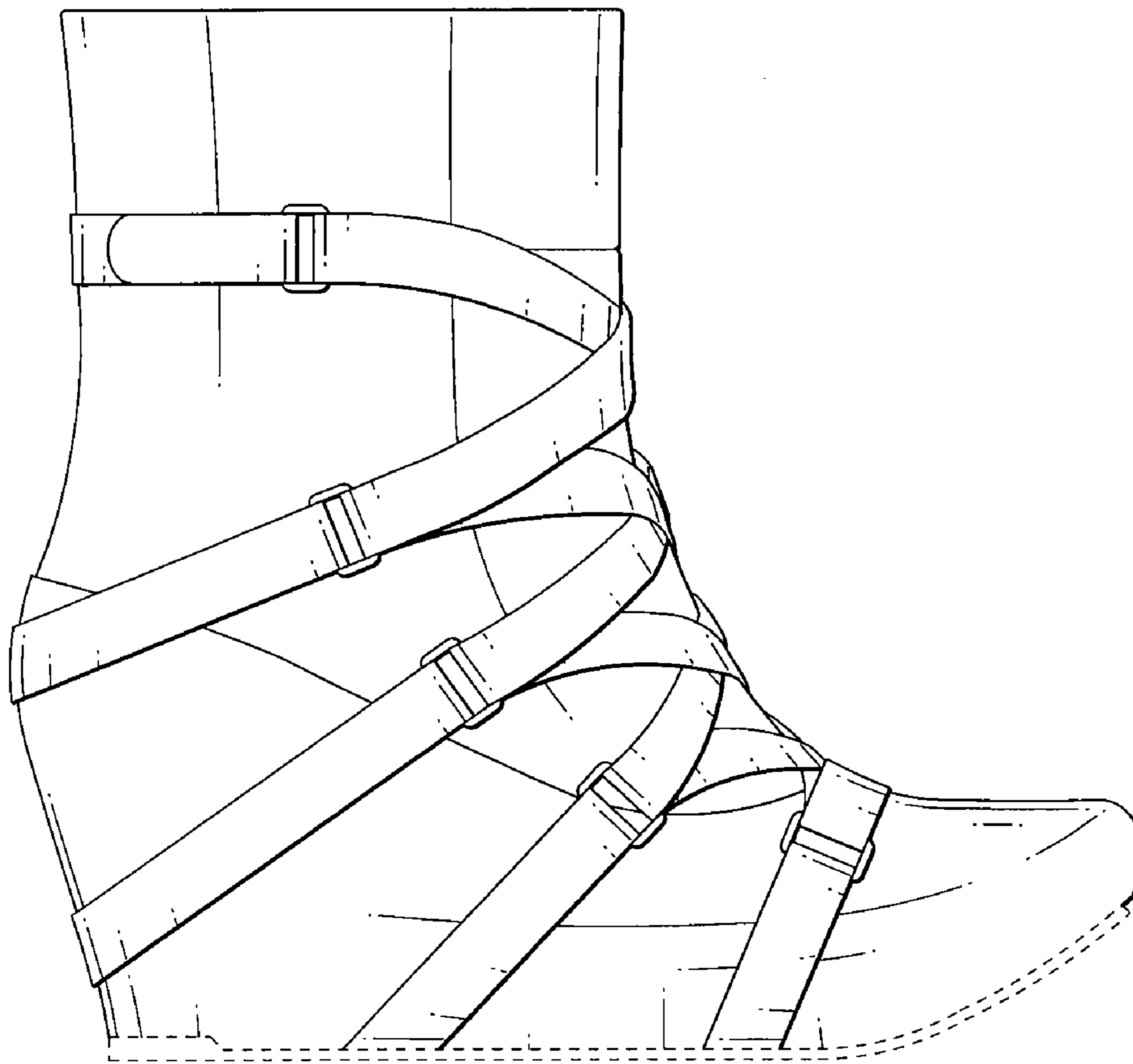


FIG. 2

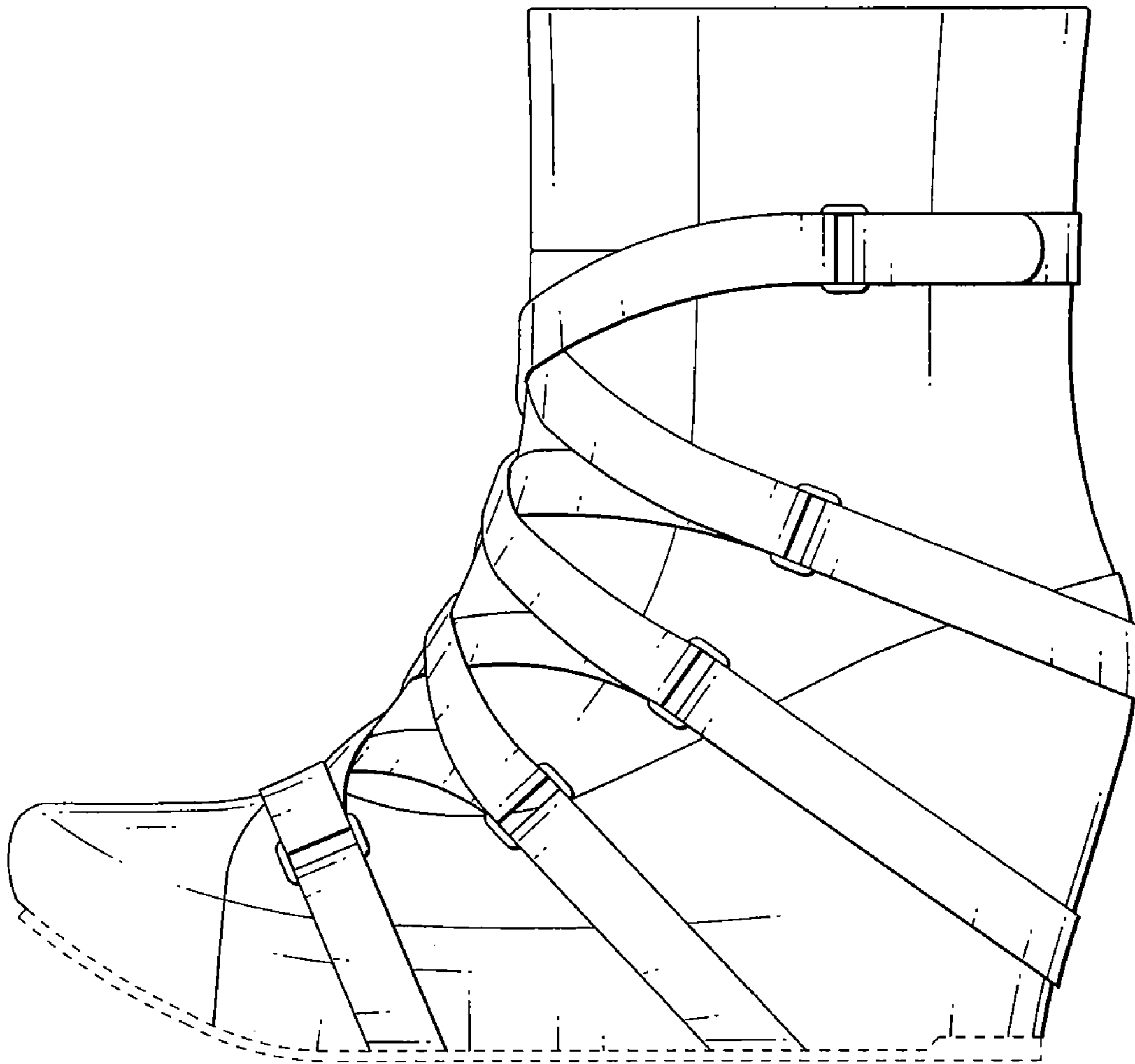


FIG. 3

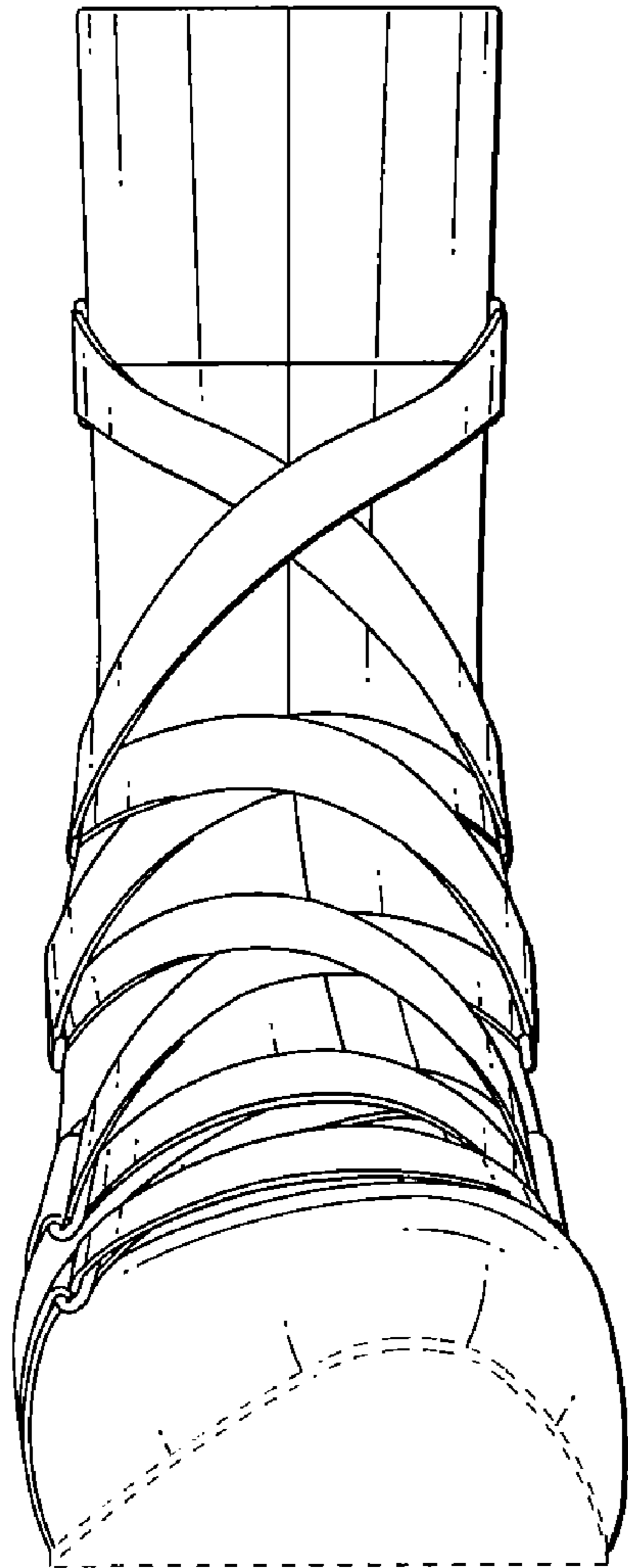


FIG. 4

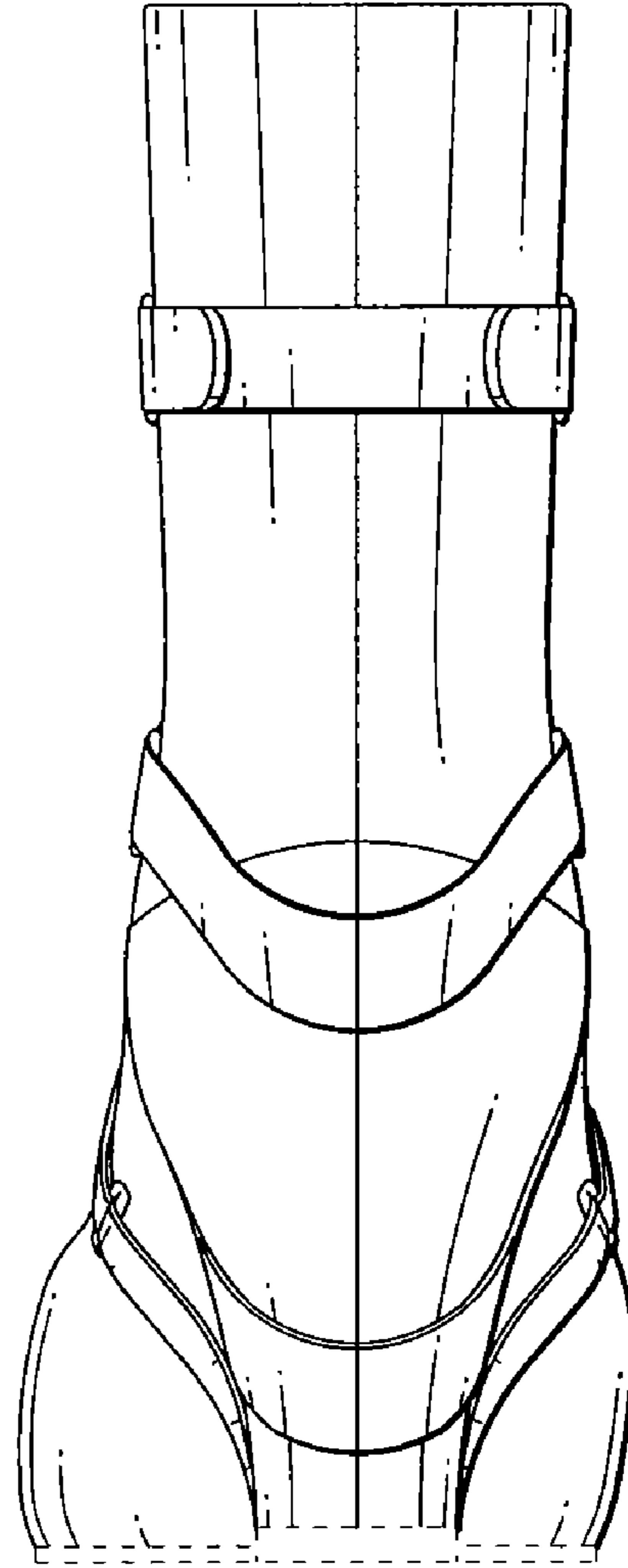


FIG. 5

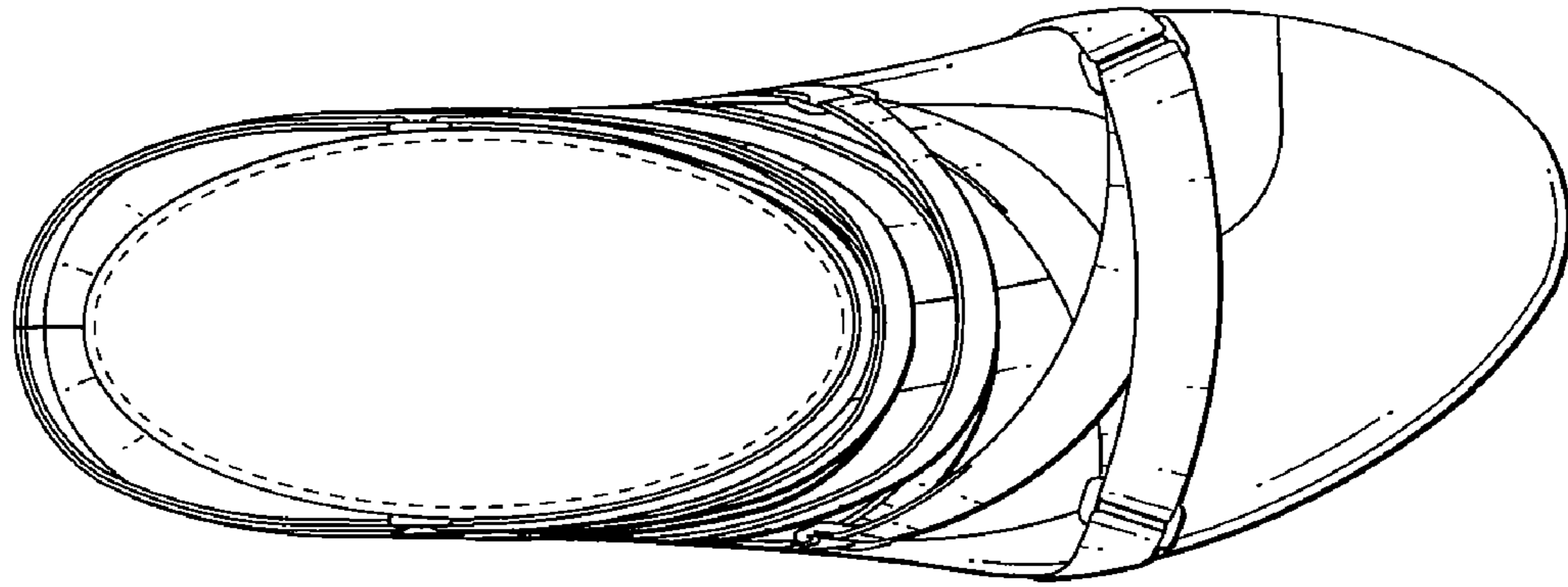


FIG. 6

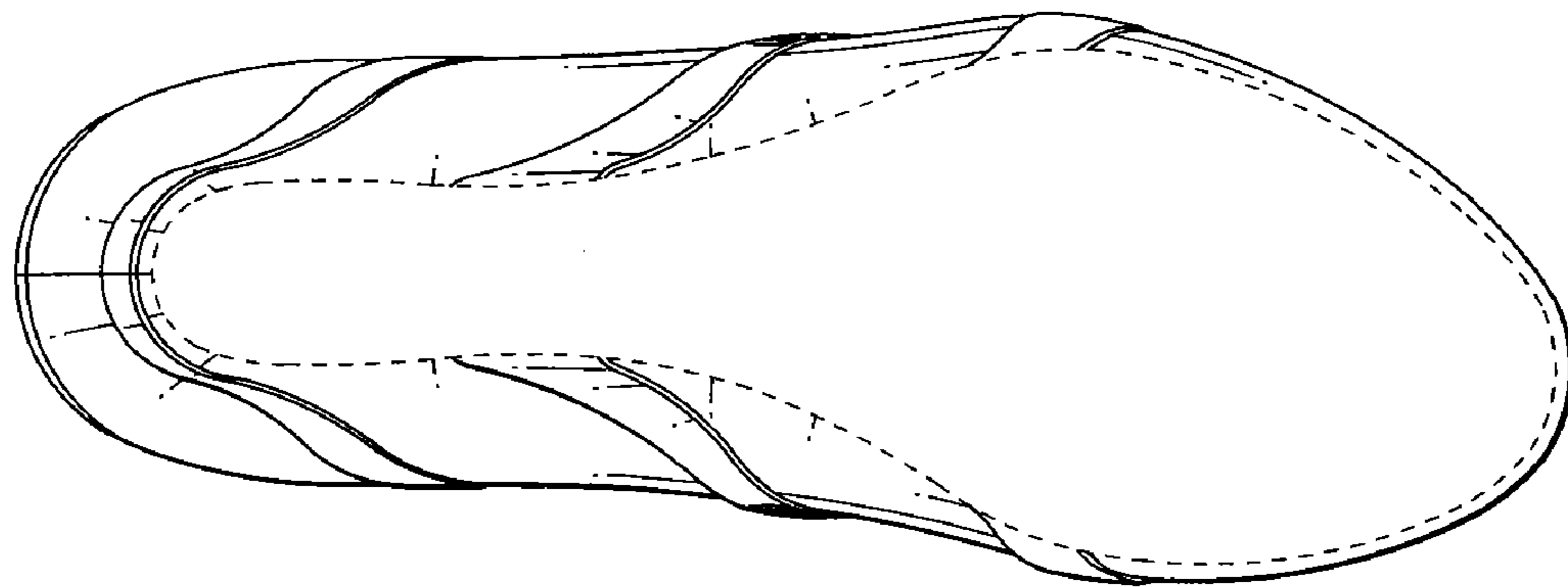


FIG. 7