



US00D641142S

(12) **United States Design Patent**
Lindseth et al.

(10) **Patent No.:** **US D641,142 S**

(45) **Date of Patent:** **** *Jul. 12, 2011**

(54) **SANDAL**

(75) Inventors: **Steven Lindseth**, Gates Mills, OH (US);
Paul Schambs, Mayfield Village, OH
(US); **Alison Gilbert**, Chagrin Falls, OH
(US)

(73) Assignee: **ZuZu LLC**, Gates Mills, OH (US)

(*) Notice: This patent is subject to a terminal disclaimer.

(**) Term: **14 Years**

(21) Appl. No.: **29/365,756**

(22) Filed: **Jul. 14, 2010**

(51) **LOC (9) Cl.** **02-04**

(52) **U.S. Cl.** **D2/916; D2/961**

(58) **Field of Classification Search** D2/896,
D2/897, 900, 916-918, 946, 961, 969, 971;
36/83, 112, 113, 136, 3 A, 7.4, 7.5, 7.6, 11.5
See application file for complete search history.

(56) **References Cited**

U.S. PATENT DOCUMENTS

1,926,283	A	*	9/1933	Herbert	36/44
D199,300	S	*	10/1964	Martin	D2/961
D251,216	S	*	3/1979	Krippelz	D2/916
4,345,387	A	*	8/1982	Daswick	36/43
D278,571	S	*	4/1985	Eber	D2/916
D281,735	S	*	12/1985	Seltzer	D2/916
D288,621	S	*	3/1987	Surpuriya et al.	D2/961
4,674,203	A	*	6/1987	Goller	36/44
D292,441	S	*	10/1987	Gamm	D2/916
4,831,749	A	*	5/1989	Tsai	36/3 B
D305,954	S	*	2/1990	Kin	D2/961
D315,634	S	*	3/1991	Yung-Mao	D2/954
D336,977	S	*	7/1993	Sensi	D2/961
D364,034	S	*	11/1995	Lee et al.	D2/961

D373,013	S	*	8/1996	Rosetta	D2/961
D495,861	S	*	9/2004	Georgiou et al.	D2/961
D592,840	S	*	5/2009	Vasyli	D2/917
7,703,219	B2	*	4/2010	Beck	36/44

OTHER PUBLICATIONS

Paul Schambs, ZuZu Life Sandals, Published in 2008 in United States, 1 page.

Foshan Jianwen Stone Hardware & Plastic Co., Ltd, Introduction, Published in 2007 in United States, 3 pages.

Foshan Jianwen Stone Hardware & Plastic Co., Ltd, Untitled Advertisements, Published in 2007 in United States, 3 pages.

* cited by examiner

Primary Examiner — Robert M Spear

Assistant Examiner — Rashida C McCoy

(74) *Attorney, Agent, or Firm* — Rankin, Hill & Clark LLP

(57) **CLAIM**

The ornamental design for a sandal, as shown and described.

DESCRIPTION

FIG. 1 is a front perspective view of a sandal embodying our design;

FIG. 2 is a front perspective view of the sandal shown in FIG. 1, with a strap removed;

FIG. 3 is a left side perspective view of the sandal shown in FIG. 1;

FIG. 4 is a right side perspective view of the sandal shown in FIG. 1;

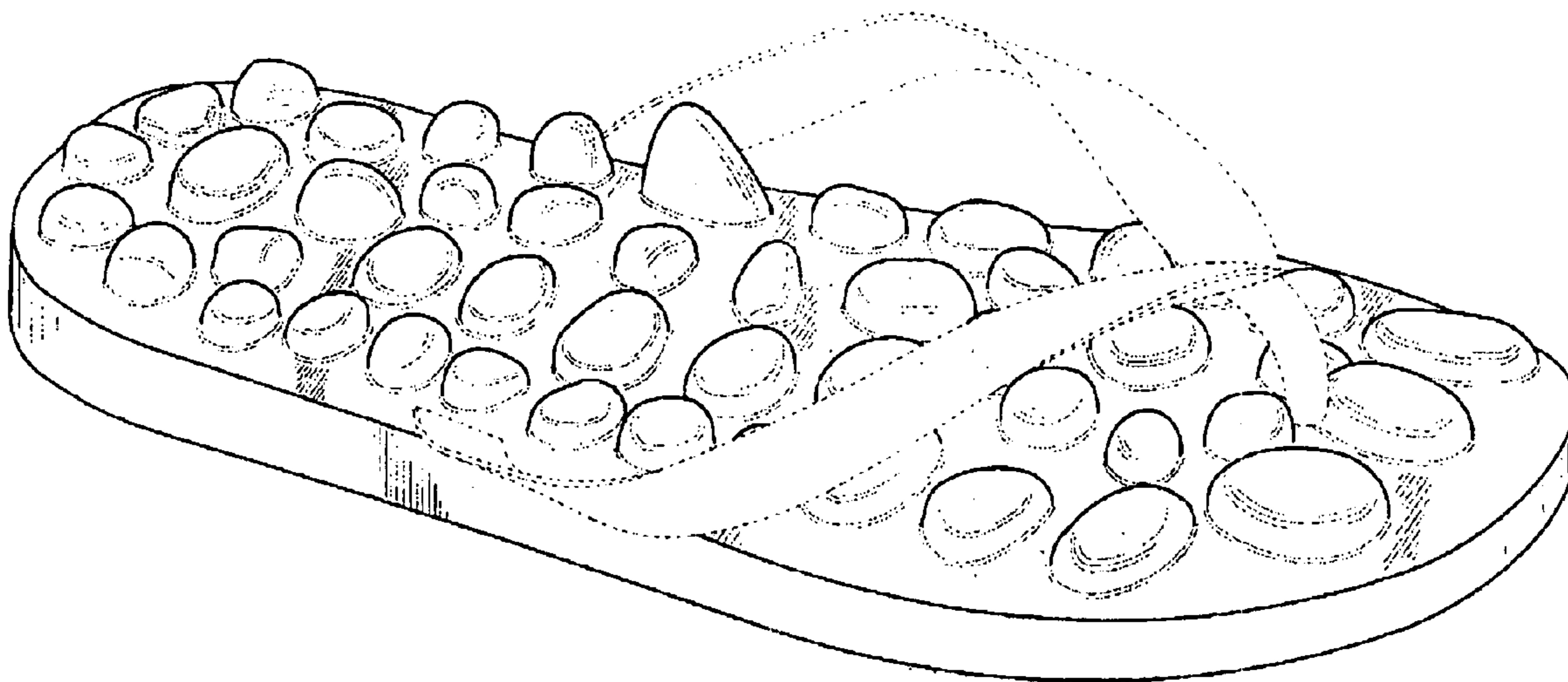
FIG. 5 is a front perspective view of the sandal shown in FIG. 1;

FIG. 6 is a rear perspective view of the sandal shown in FIG. 1;

FIG. 7 is a top plan view of the sandal shown in FIG. 1; and,

FIG. 8 is a bottom plan view of the sandal shown in FIG. 1. The broken lines in the drawings illustrate environmental structure and form no part of the claimed design.

1 Claim, 5 Drawing Sheets



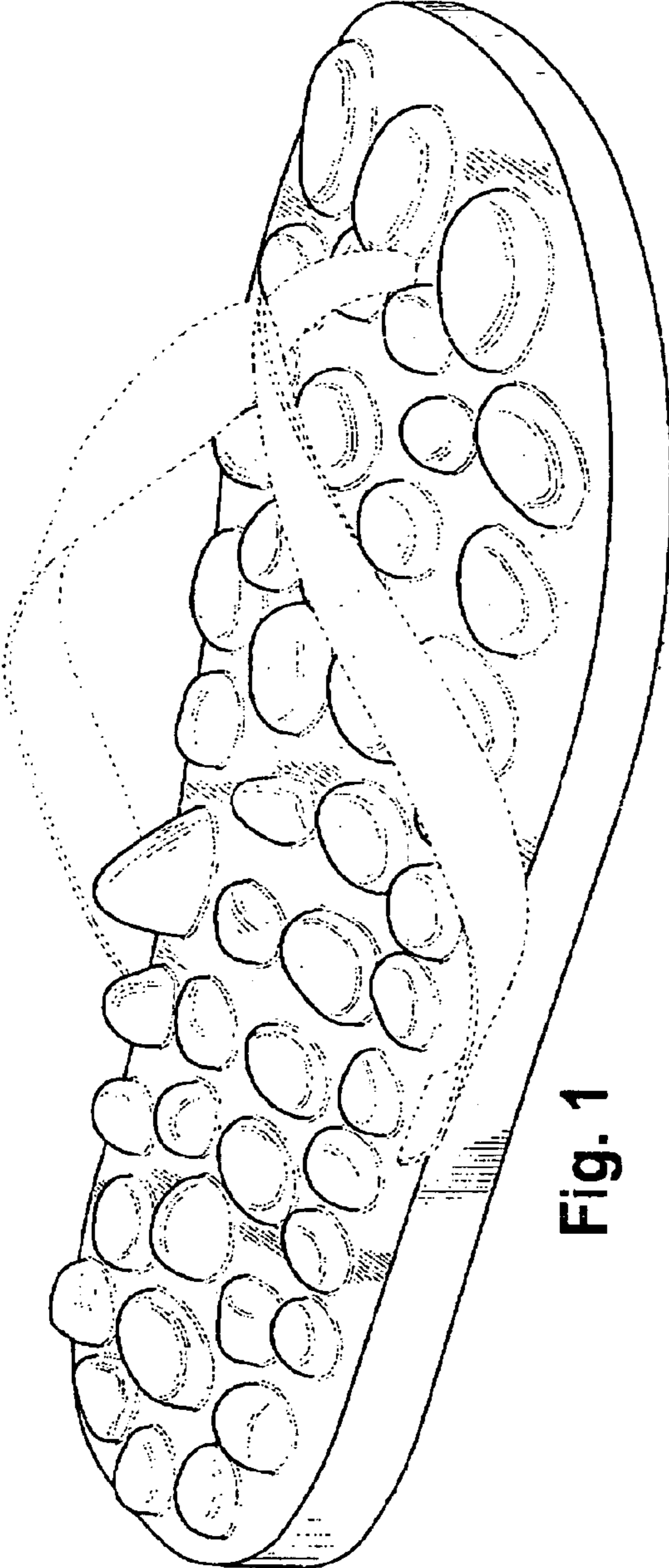


Fig. 1

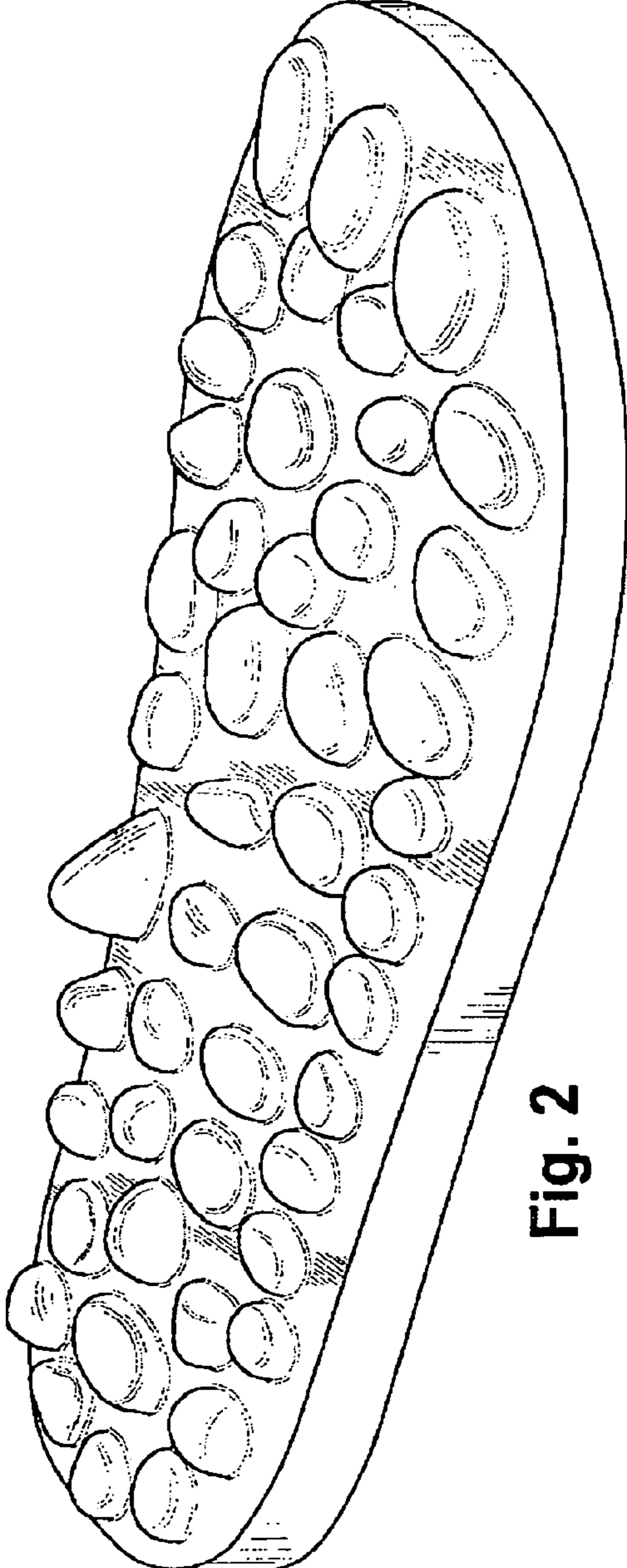


Fig. 2

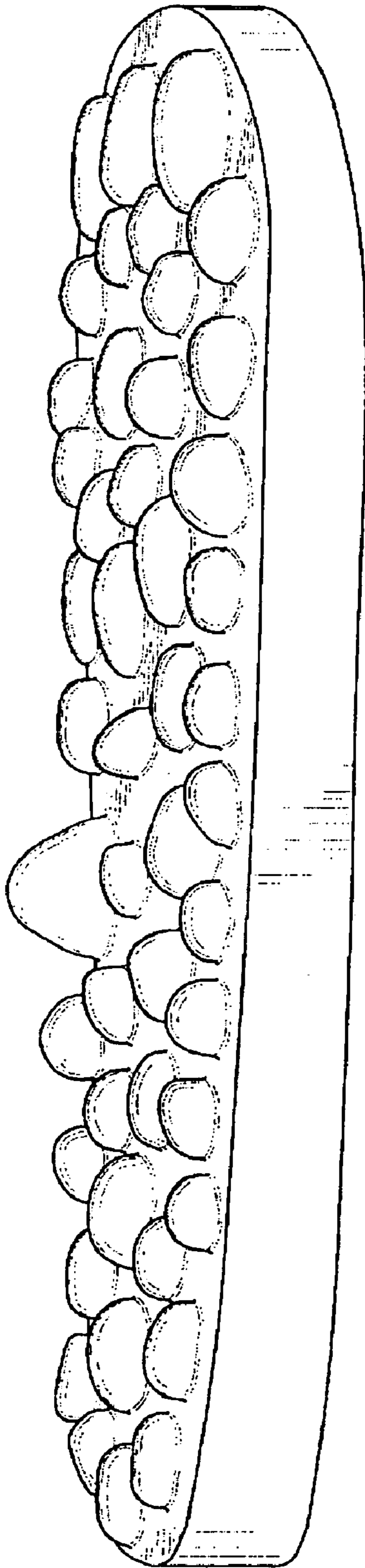


Fig. 3

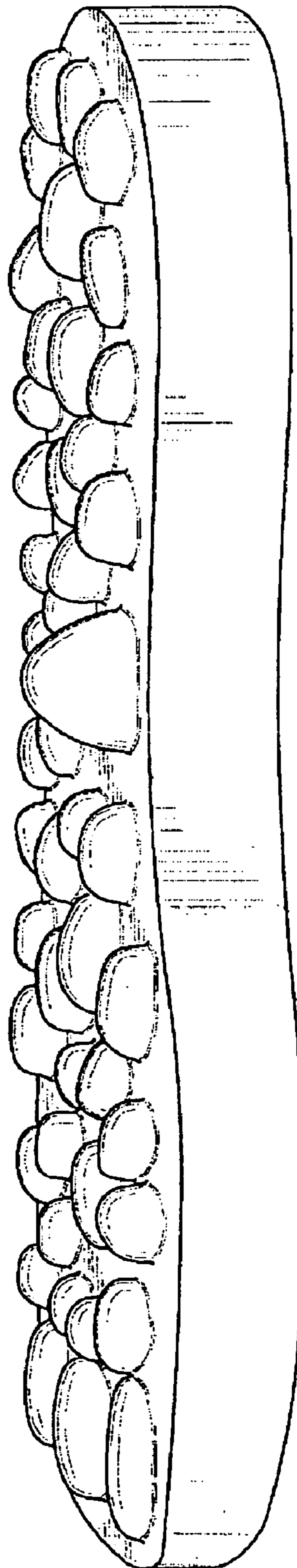


Fig. 4




Fig. 5




Fig. 6




Fig. 7

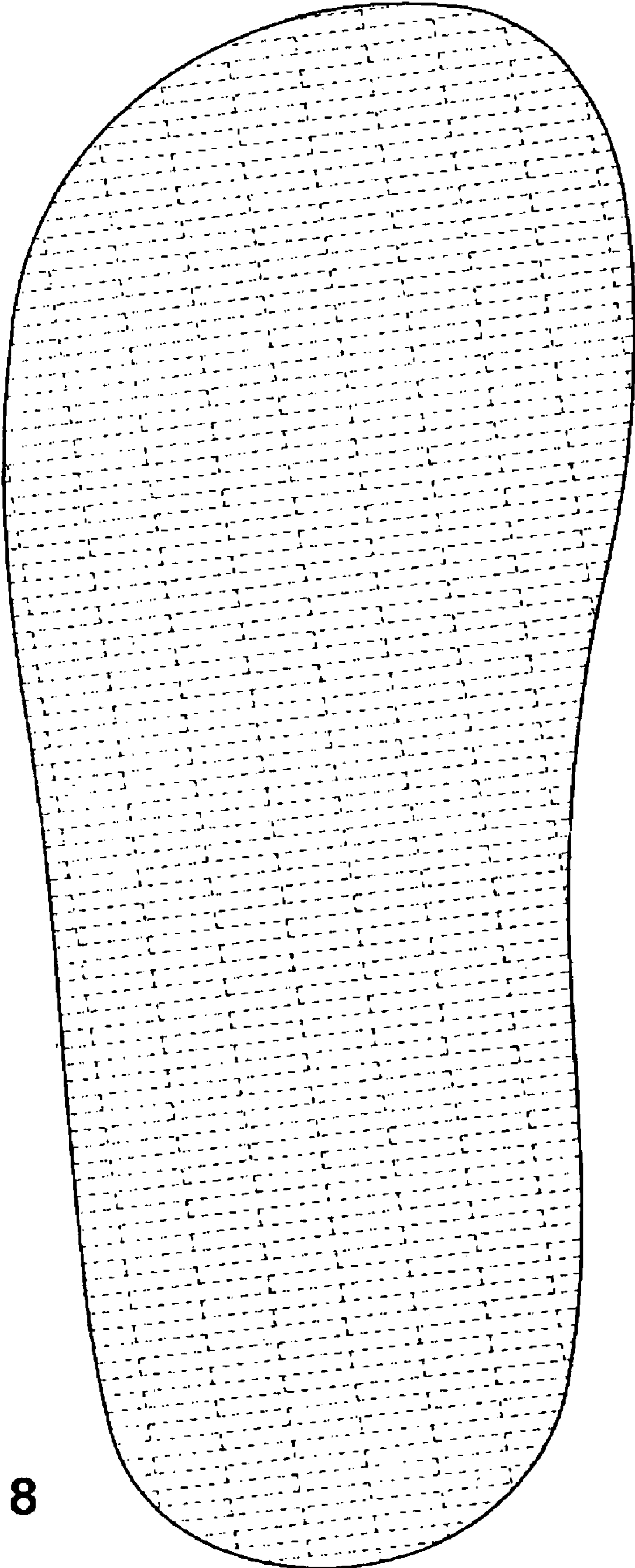


Fig. 8