



US00D641127S

(12) **United States Design Patent**  
**Zarabi**

(10) **Patent No.:** **US D641,127 S**  
(45) **Date of Patent:** **\*\* Jul. 12, 2011**

(54) **SUPPORTIVE APPAREL**

(75) Inventor: **Frank Zarabi**, Commerce, CA (US)

(73) Assignee: **Rock Fit, LLC**, Commerce, CA (US)

(\*\*) Term: **14 Years**

(21) Appl. No.: **29/362,271**

(22) Filed: **May 21, 2010**

(51) **LOC (9) Cl.** ..... **02-01**

(52) **U.S. Cl.** ..... **D2/701; D2/742; D2/731**

(58) **Field of Classification Search** ..... D2/700,  
D2/712, 713, 714, 728, 731, 732, 738, 741,  
D2/742, 743, 860; 2/69, 70, 71, 72, 73, 78.1,  
2/78.2, 78.3, 78.4, 115, 227, 228, 234, 238,  
2/400, 401, 402, 403, 405, 406, 407, 912,  
2/919; 450/30, 94, 95, 97, 100

See application file for complete search history.

(56) **References Cited**

**U.S. PATENT DOCUMENTS**

D86,113 S *	2/1932	Dwyer	.....	D2/738
D86,114 S *	2/1932	Dwyer	.....	D2/738
D87,725 S *	9/1932	Michelson	.....	D2/738
D103,771 S *	3/1937	Upland	.....	D2/738
D262,325 S *	12/1981	Miller et al.	.....	D2/742
D300,383 S *	3/1989	Yasuda	.....	D2/742
5,282,277 A *	2/1994	Onozawa	.....	2/69
D359,609 S *	6/1995	Deslippe	.....	D2/742
D375,824 S *	11/1996	Volpati	.....	D2/742

D381,789 S *	8/1997	Katz	.....	D2/742
D522,718 S *	6/2006	Rieder	.....	D2/742
D572,431 S *	7/2008	Peters	.....	D2/742
D580,126 S *	11/2008	Rieder	.....	D2/742
D589,680 S *	4/2009	Escoto	.....	D2/742
D598,180 S *	8/2009	Fu	.....	D2/742
D599,976 S *	9/2009	Barden	.....	D2/742
2006/0169004 A1 *	8/2006	Belluye et al.	.....	66/177
2009/0049583 A1 *	2/2009	Stones	.....	2/221
2009/0293167 A1 *	12/2009	Kottler	.....	2/23
2010/0136882 A1 *	6/2010	Malish	.....	450/11

\* cited by examiner

*Primary Examiner* — Karen E Eldridge Powers

(74) *Attorney, Agent, or Firm* — Tutunjian & Bitetto, P.C.

(57) **CLAIM**

The ornamental design for supportive apparel, as shown and described.

**DESCRIPTION**

FIG. 1 is a front perspective view of the supportive apparel showing my new design.

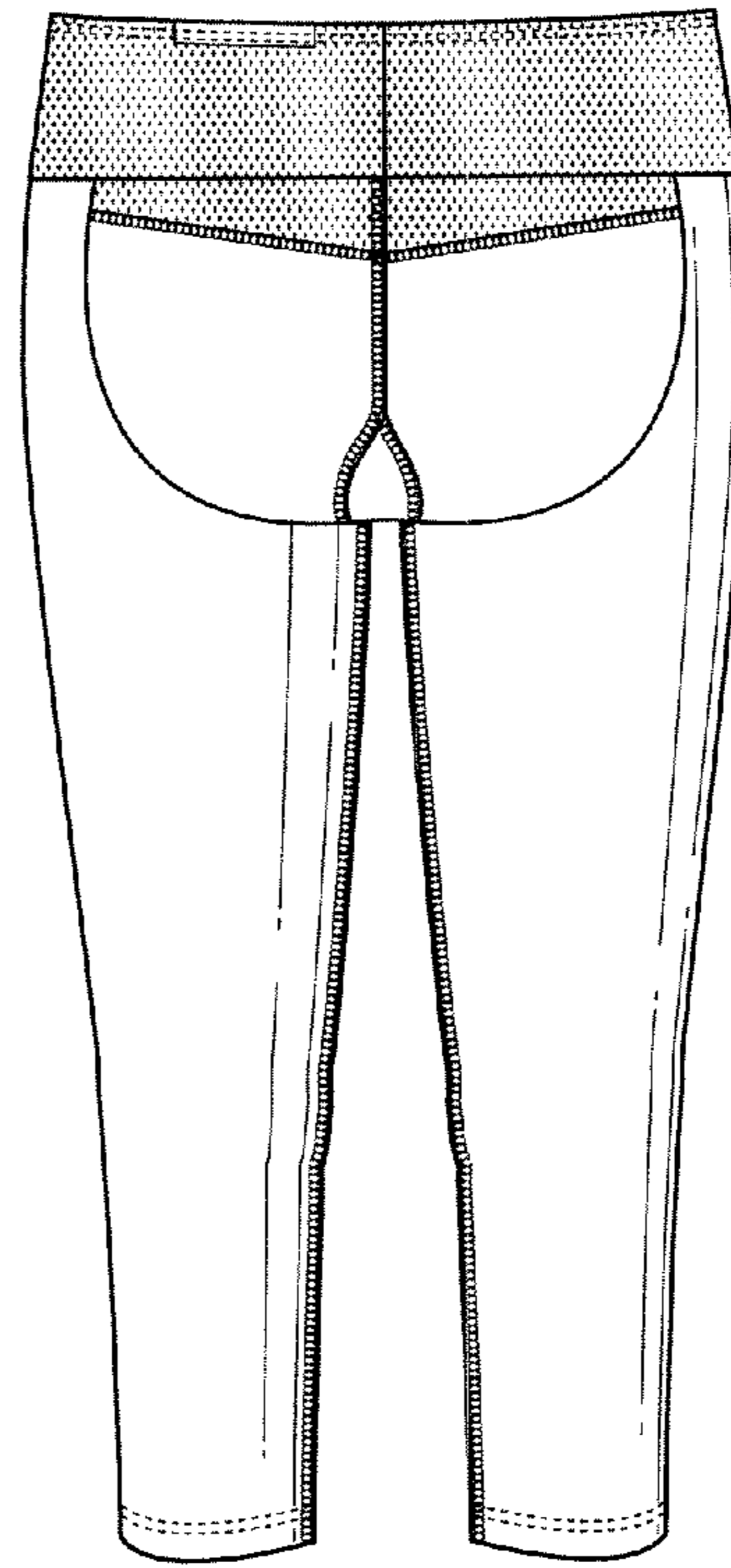
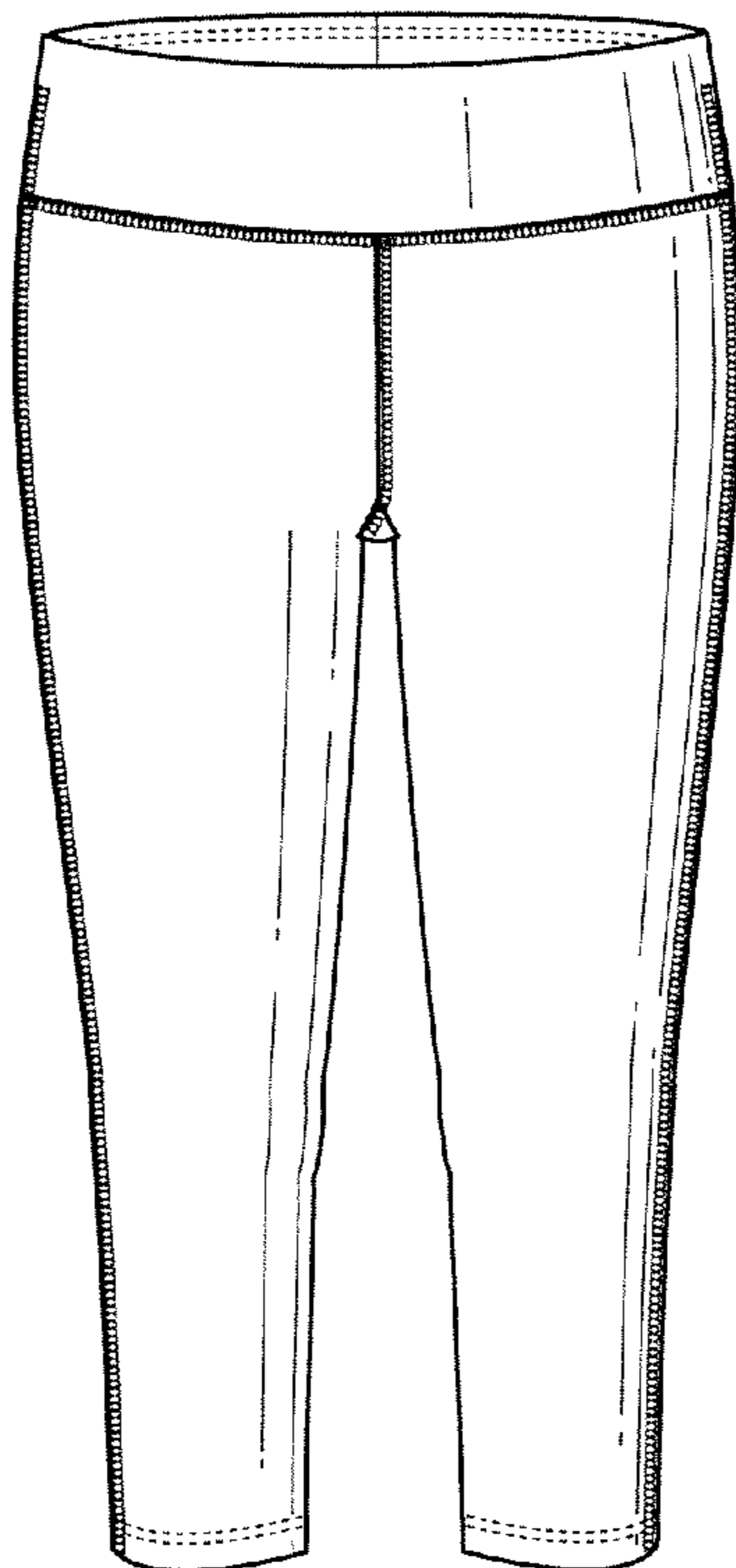
FIG. 2 is a rear elevation view of the supportive apparel of FIG. 1; and,

FIG. 3 is a rear elevation view of the supportive apparel of FIG. 1, turned inside-out.

The broken lines shown on the inner and outer rear surfaces of the waistband are stitching and form a part of the claimed design.

The stippling in the drawings represents texture.

**1 Claim, 1 Drawing Sheet**



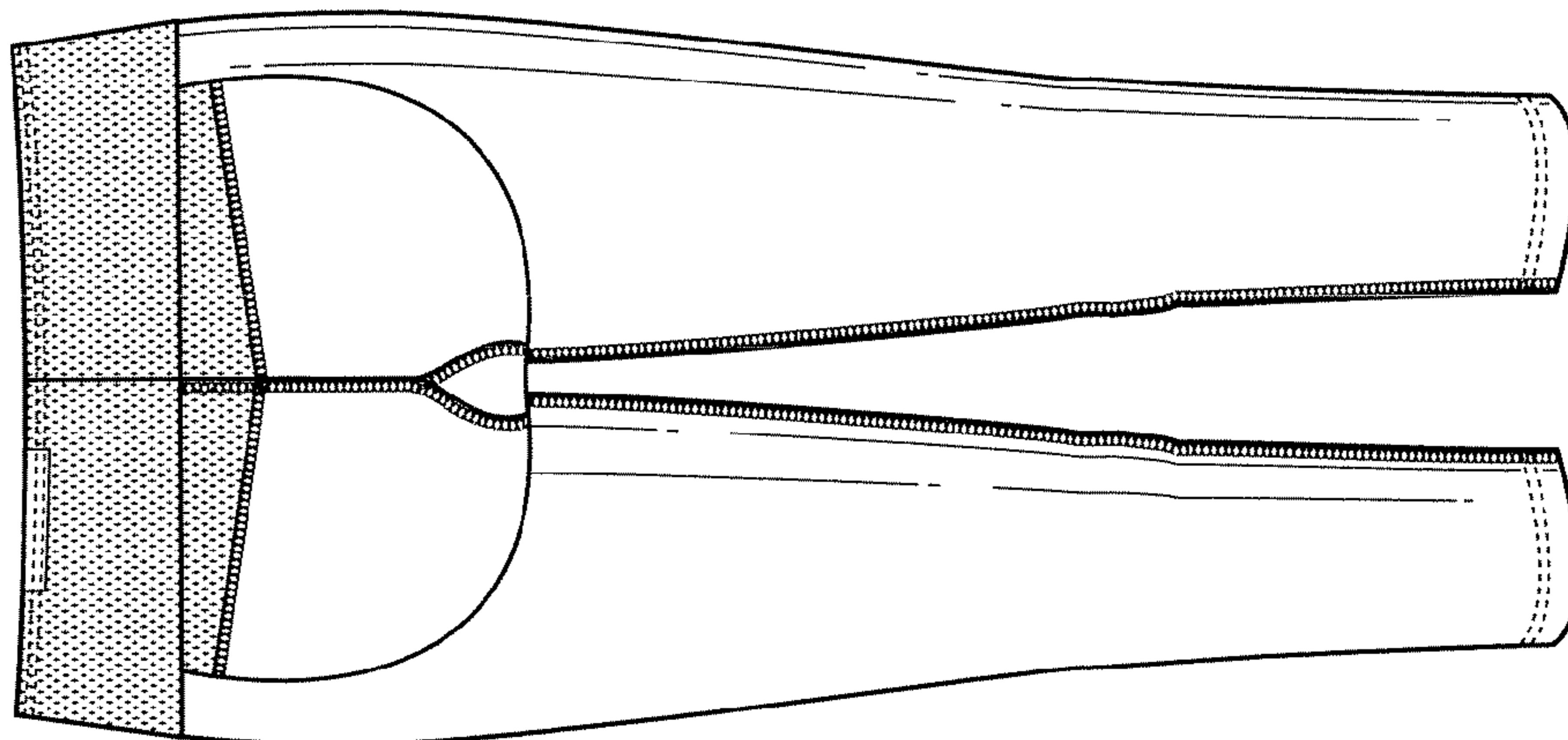


FIG. 3

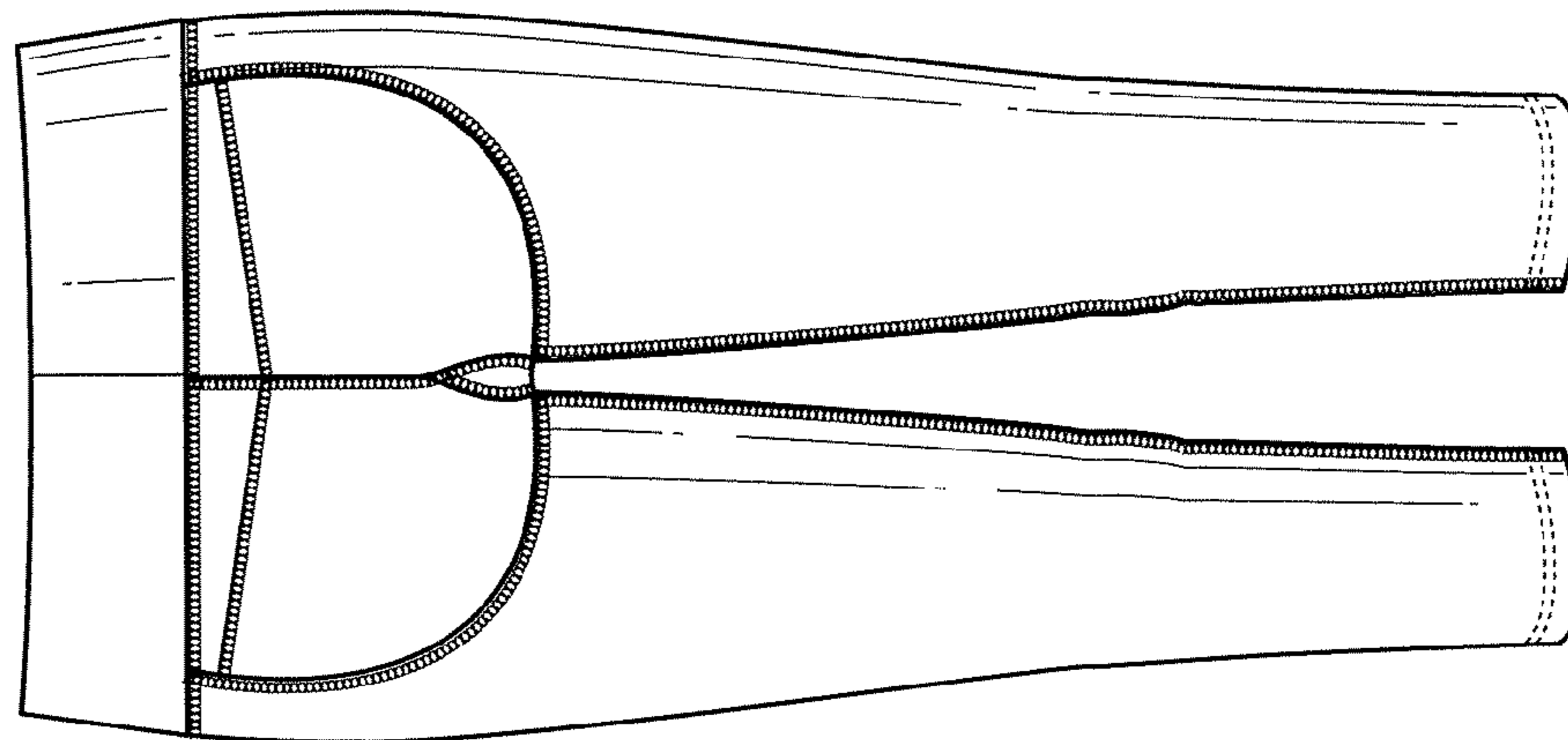


FIG. 2

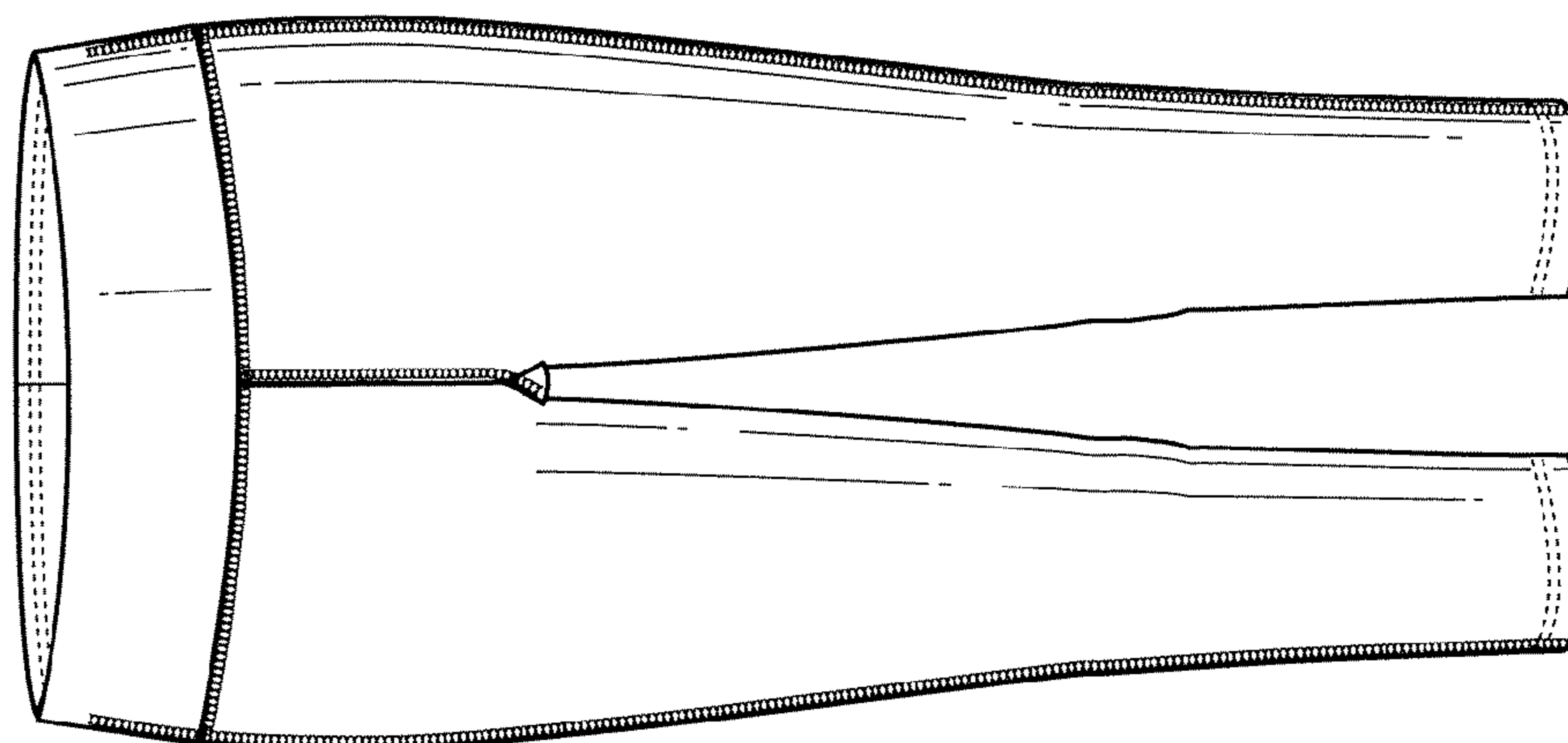


FIG. 1