



US00D641115S

(12) **United States Design Patent**
Walsh

(10) **Patent No.:** **US D641,115 S**

(45) **Date of Patent:** **** Jul. 5, 2011**

(54) **FLOOR CLEANING DEVICE WHICH ATTACHES TO A SHOE**

(76) **Inventor:** **Bartholomew F. Walsh**, Riverview, FL (US)

(**) **Term:** **14 Years**

(21) **Appl. No.:** **29/367,302**

(22) **Filed:** **Aug. 5, 2010**

(51) **LOC (9) Cl.** **04-01**

(52) **U.S. Cl.** **D32/43; D2/919; D2/909**

(58) **Field of Classification Search** D32/40-44, D32/47; D2/909, 914, 915, 919; 15/227, 15/244.1-244.4; 36/7.7

See application file for complete search history.

(56) **References Cited**

U.S. PATENT DOCUMENTS

3,362,775	A	1/1968	Muecke	
3,526,014	A	9/1970	Edwards	
3,699,672	A	10/1972	Sims	
4,051,572	A	10/1977	Greenwood	
5,173,985	A	12/1992	Palmer	
5,644,813	A	7/1997	Puskas	
D423,198	S *	4/2000	Peterson et al. D2/913

6,145,156	A	11/2000	Pullara, Jr. et al.	
6,273,628	B1 *	8/2001	Chen 401/203
D461,030	S *	7/2002	Cruell D32/40
D546,011	S *	7/2007	Favuzzi D32/40
D573,797	S	7/2008	Guillaume	
D588,344	S *	3/2009	Ameche D2/919
D618,874	S *	6/2010	Hagan D32/42

* cited by examiner

Primary Examiner — Robin Webster

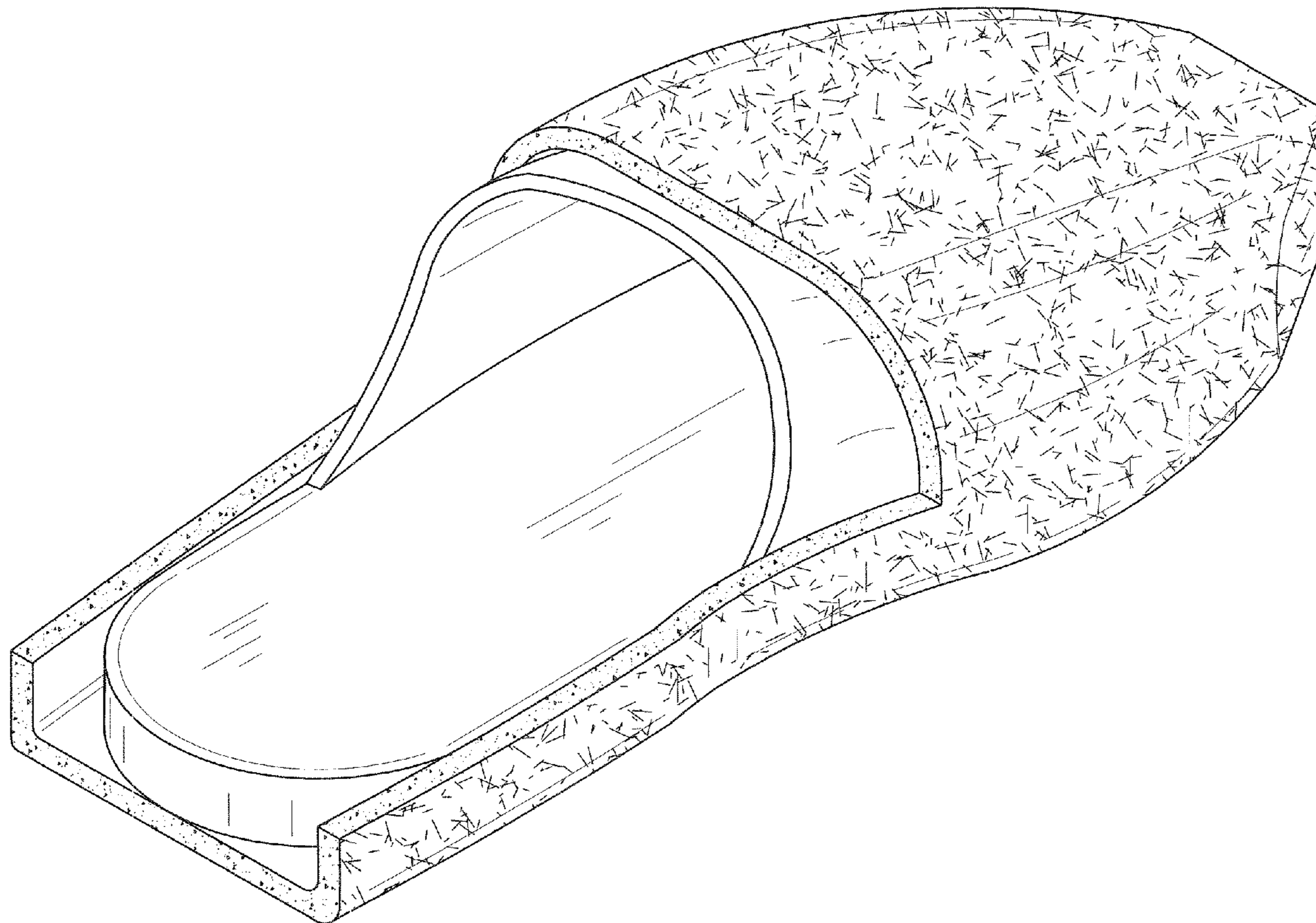
(57) **CLAIM**

The ornamental design for a floor cleaning device which attaches to a shoe, as shown and described.

DESCRIPTION

FIG. 1 is a perspective view of a floor cleaning device which attaches to a shoe showing my new design; FIG. 2 is a front view thereof; FIG. 3 is a back view thereof; FIG. 4 is a side view thereof; FIG. 5 is an opposite side view thereof; FIG. 6 is a top view thereof; and, FIG. 7 is a bottom view thereof.

1 Claim, 5 Drawing Sheets



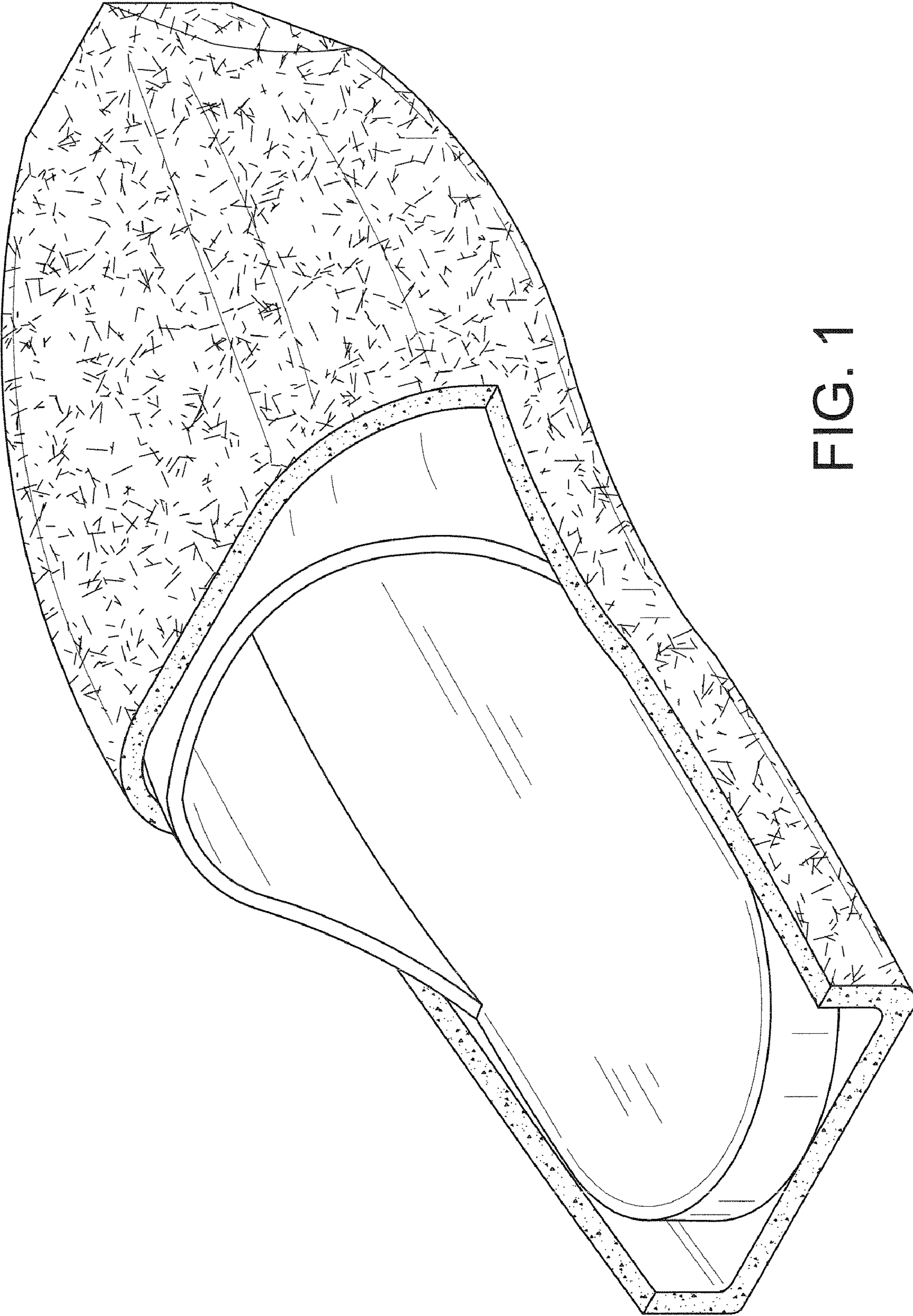


FIG. 1




FIG. 2

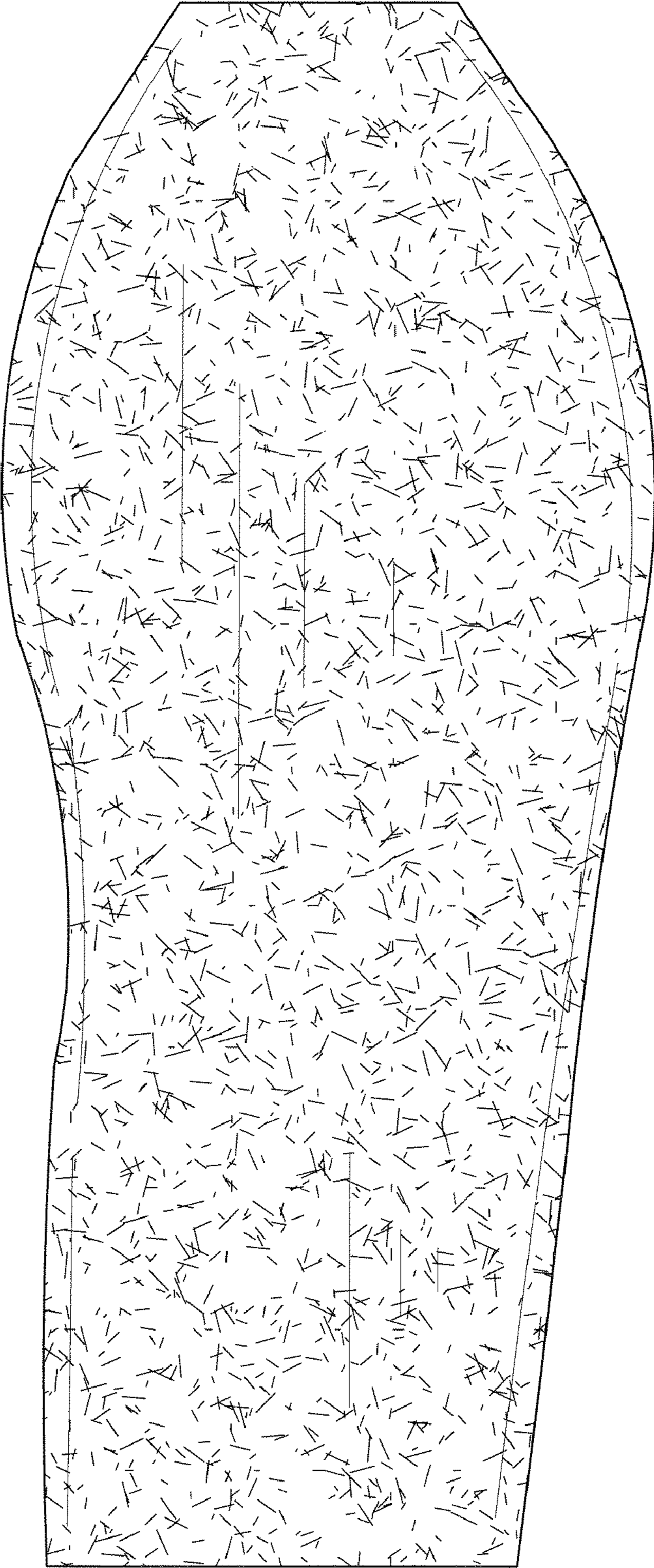


FIG. 3

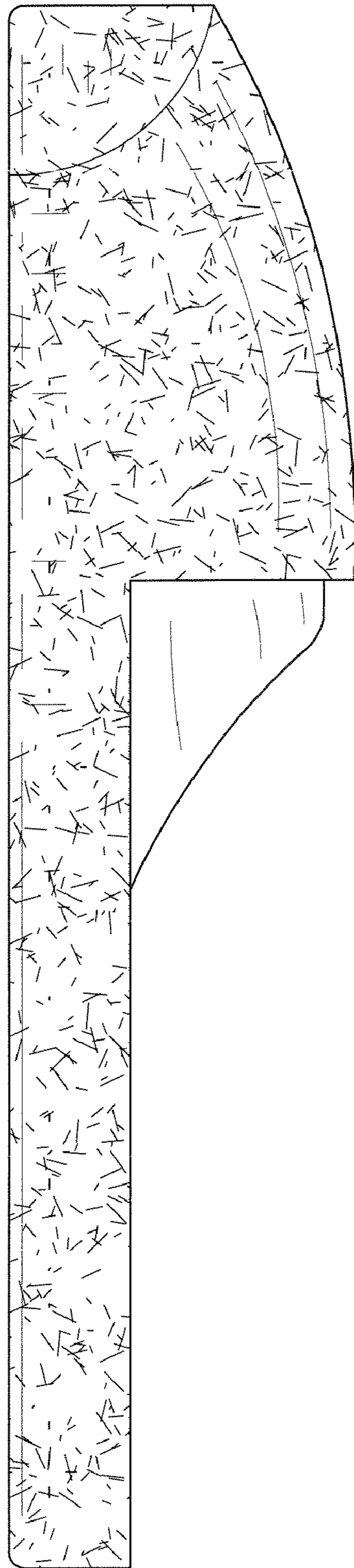


FIG. 4




FIG. 5




FIG. 6

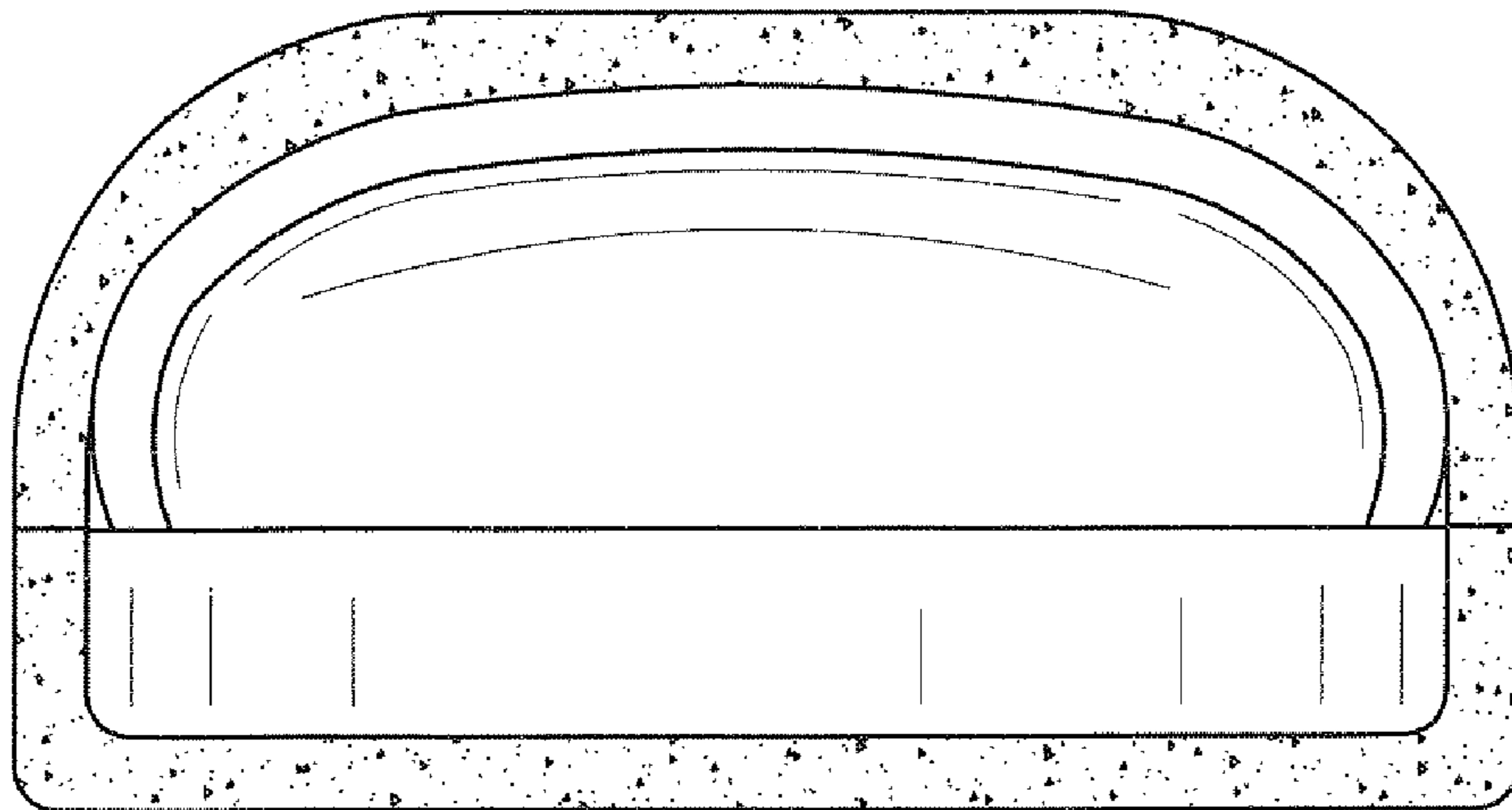


FIG. 7