



US00D641108S

(12) **United States Design Patent**
Voravan

(10) **Patent No.:** **US D641,108 S**

(45) **Date of Patent:** **** Jul. 5, 2011**

- (54) **GOLF GLOVE FASTENING FLAP**
- (75) Inventor: **M. L. Poramats Voravan**, North Prakanong Wattana (TH)
- (73) Assignee: **Acushnet Company**, Fairhaven, MA (US)
- (**) Term: **14 Years**
- (21) Appl. No.: **29/380,140**
- (22) Filed: **Dec. 1, 2010**
- (51) **LOC (9) Cl.** **02-02**
- (52) **U.S. Cl.** **D29/123**
- (58) **Field of Classification Search** D2/610, D2/612, 614, 615, 617, 618, 619, 620, 621, D2/622, 623; D3/218, 226; D4/134; D20/33; D24/190; D28/63; D29/113, 116.2, 117.1, D29/117.2, 118, 120.1, 123; D32/40, 42; 2/16, 159, 161.1, 161.2, 161.3, 161.4, 161.5, 2/161.6, 161.7, 161.8
See application file for complete search history.

- D424,784 S * 5/2000 Redwood et al. D2/619
 - D431,691 S * 10/2000 Redwood et al. D29/117.1
 - 6,505,350 B2 * 1/2003 Litke 2/161.4
 - D516,277 S * 3/2006 Mattesky D2/619
 - D565,250 S * 3/2008 Batista et al. D29/116.2
 - D584,004 S * 12/2008 Murphy D29/116.2
 - D588,754 S * 3/2009 Litke et al. D29/123
 - D591,003 S * 4/2009 Bonzagni et al. D29/123
 - D594,603 S * 6/2009 Murphy D29/116.2
 - D596,806 S * 7/2009 Murphy D29/116.2
 - 2004/0128736 A1 * 7/2004 Raz et al. 2/159
 - 2007/0067891 A1 * 3/2007 Schauffele et al. 2/161.1
- * cited by examiner

Primary Examiner — Karen E Eldridge Powers
(74) *Attorney, Agent, or Firm* — D. Michael Burns

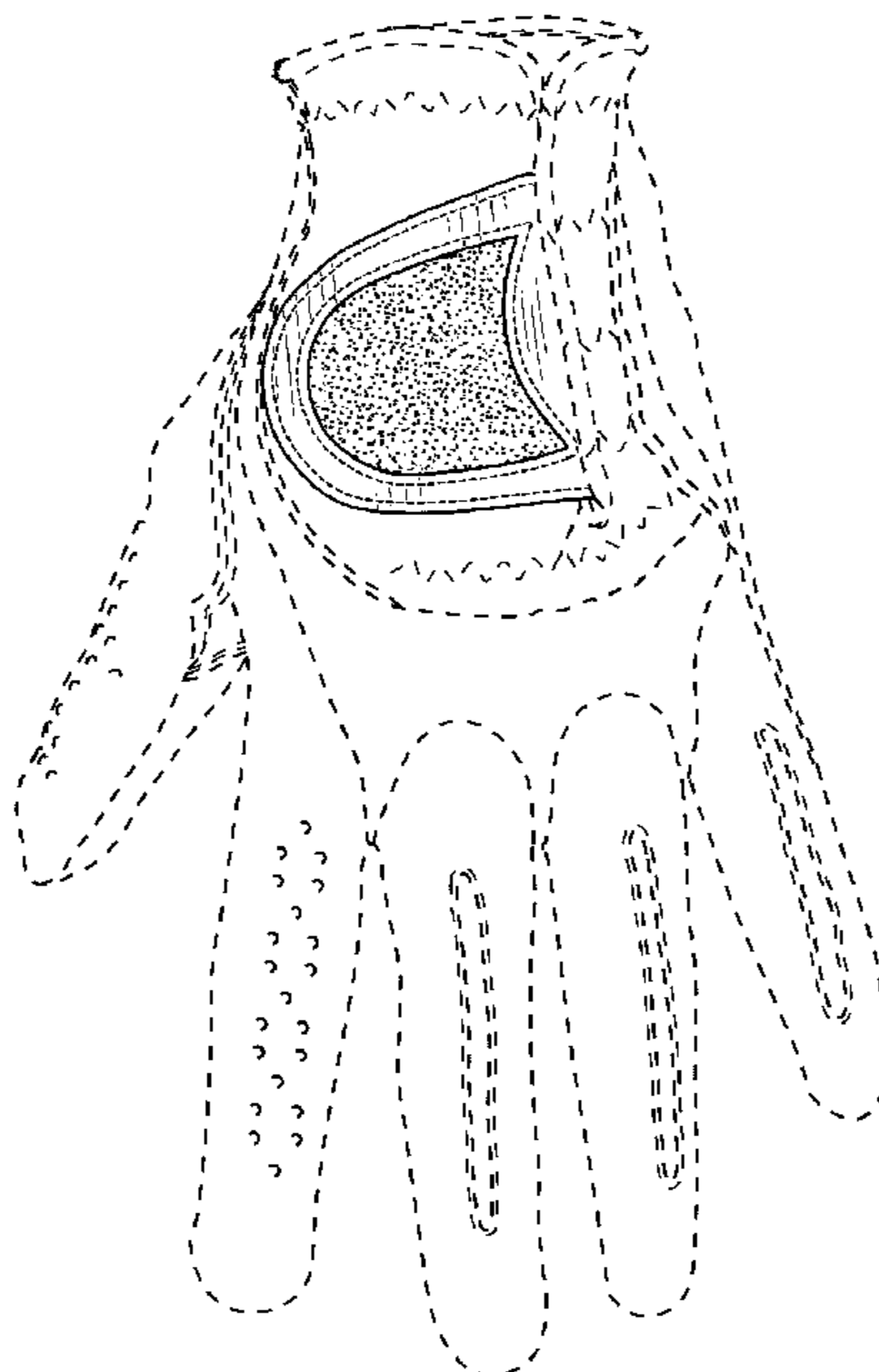
(57) **CLAIM**
The ornamental design for a golf glove fastening flap, as shown and described.

DESCRIPTION

FIG. 1 is a perspective view of the back of the glove.
FIG. 2 is a plan view of the back of the glove.
FIG. 3 is a right side elevation view of the glove.
FIG. 4 is a top (finger tip) elevation view of the glove; and,
FIG. 5 is a bottom (wrist) elevation view of the glove.
The finely-incremented broken lines shown on the golf glove fastening flap is stitching. The golf glove shown in the long-segmented broken lines as well as the small semi-circular lines shown on the thumb and forefinger of the golf glove illustrate environmental matter and form no part of the claimed design. The stippling in the drawings represents texture.

1 Claim, 4 Drawing Sheets

- (56) **References Cited**
- U.S. PATENT DOCUMENTS
- D164,427 S * 9/1951 Kress D2/614
- D164,428 S * 9/1951 Kress D2/614
- D164,429 S * 9/1951 Kress D2/614
- 3,065,472 A * 11/1962 Linnell 2/161.3
- 4,084,264 A * 4/1978 Marion 2/459
- 4,164,043 A * 8/1979 Fujita 2/161.1
- 4,766,611 A * 8/1988 Kim 2/160
- D299,563 S * 1/1989 Boone D29/116.2
- D336,562 S * 6/1993 Chin D2/619
- 5,993,285 A * 11/1999 Sofia et al. 446/327



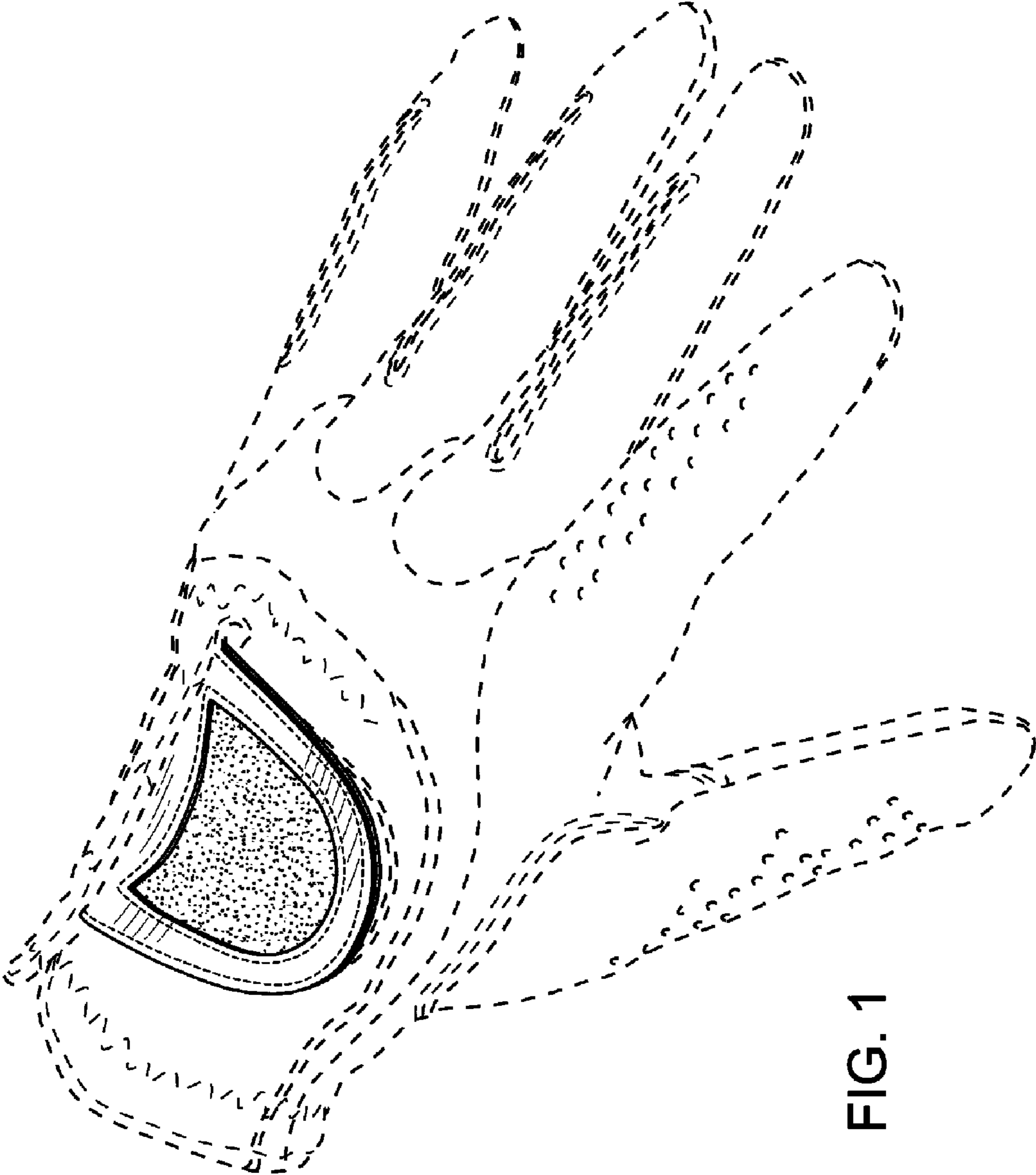


FIG. 1

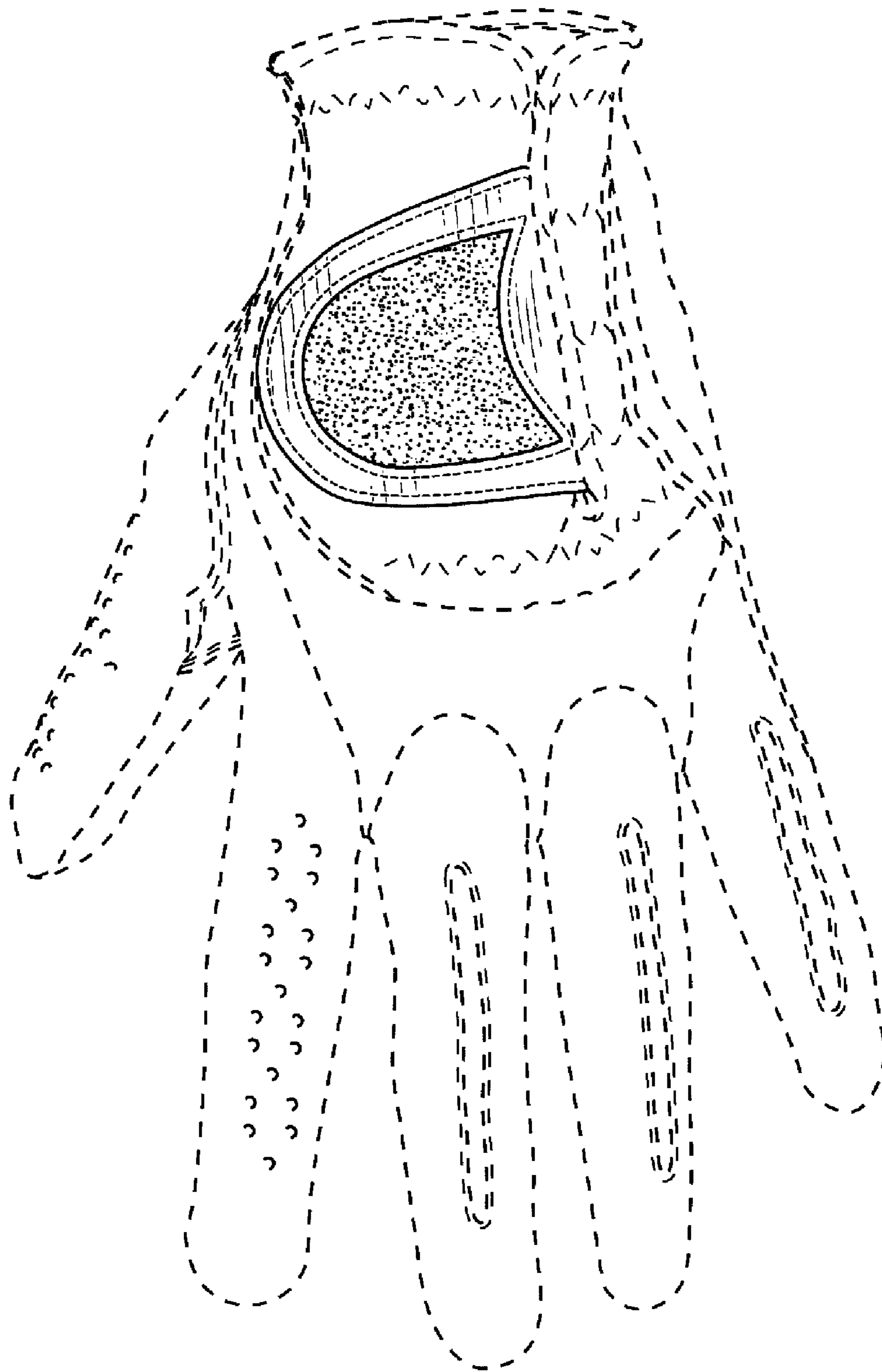


FIG. 2

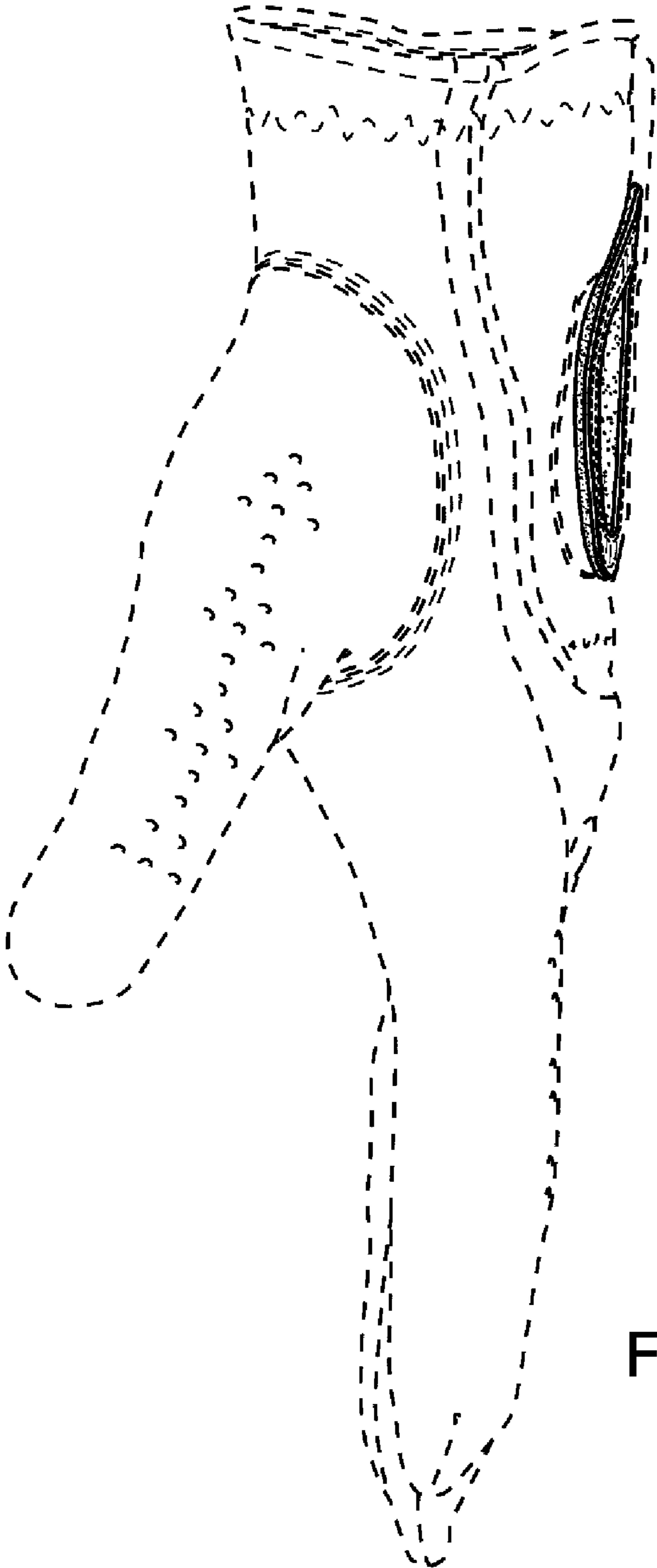


FIG. 3

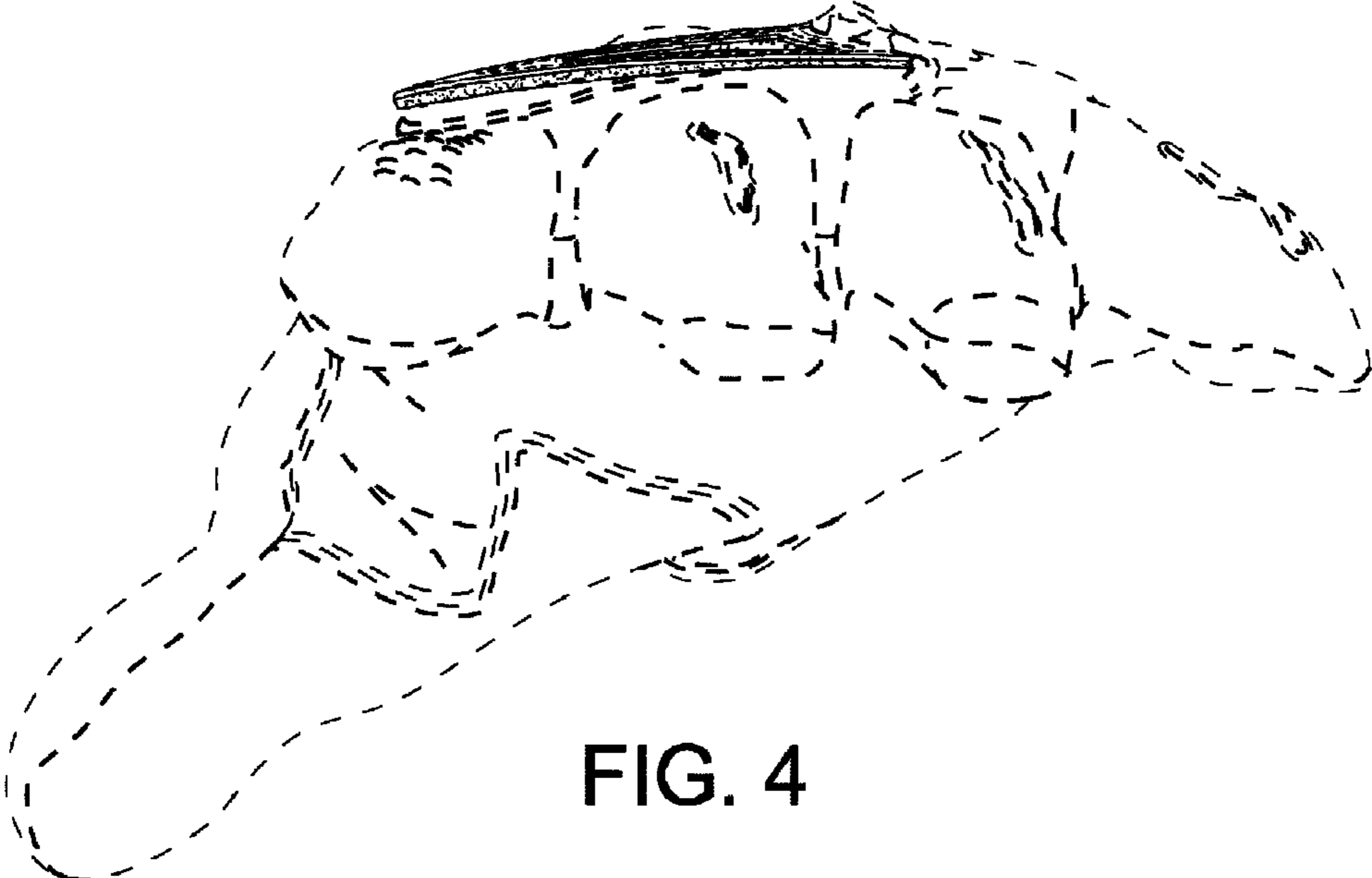


FIG. 4

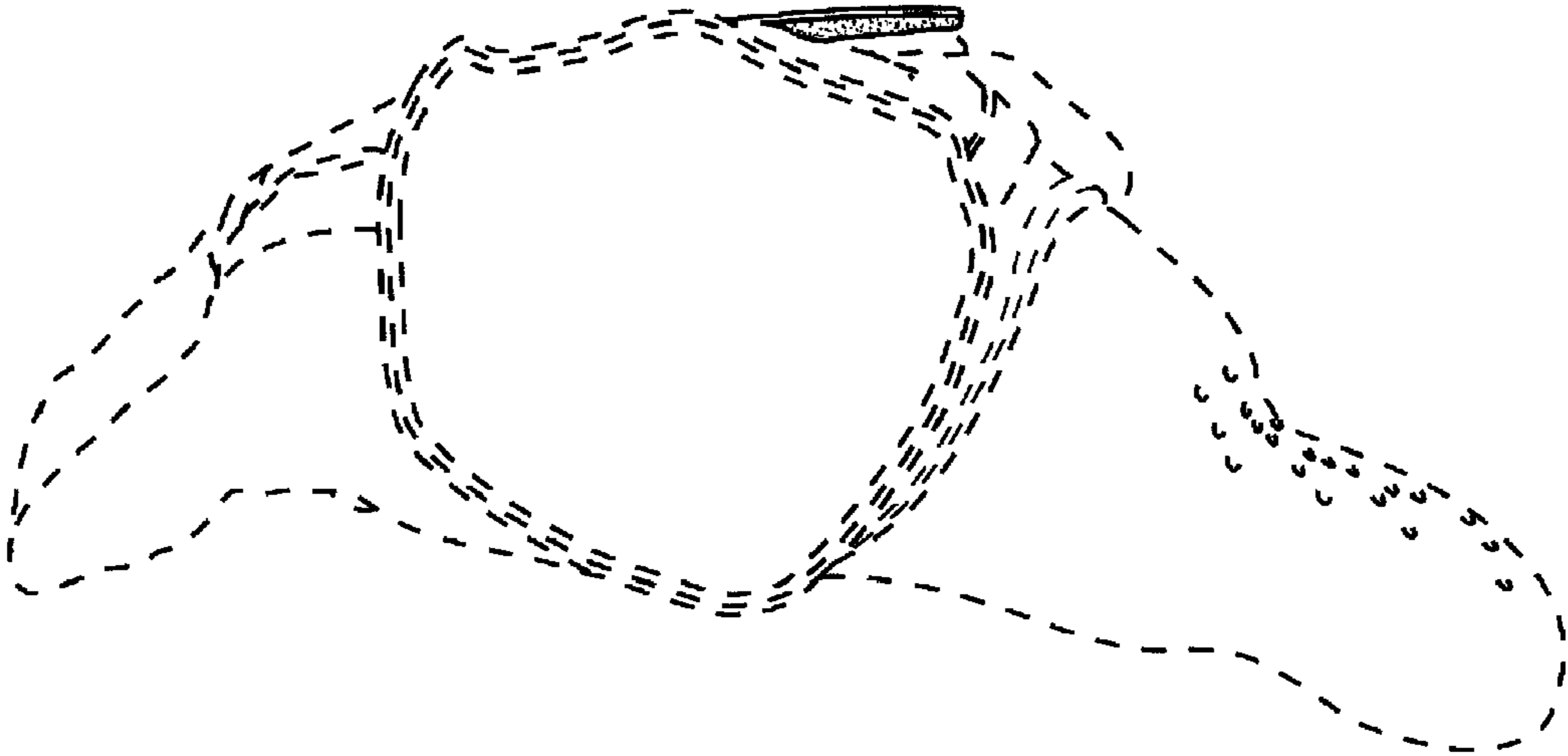


FIG. 5