



US00D641105S

(12) **United States Design Patent**
Chan

(10) **Patent No.:** **US D641,105 S**

(45) **Date of Patent:** **** Jul. 5, 2011**

(54) **FINGERNAIL POLISH CURING LAMP**

(75) Inventor: **Daniel Chan**, Hacienda Heights, CA
(US)

(73) Assignee: **ACT 898 Products, Inc.**, La Puente, CA
(US)

(**) Term: **14 Years**

(21) Appl. No.: **29/360,716**

(22) Filed: **Apr. 29, 2010**

(51) **LOC (9) Cl.** **28-03**

(52) **U.S. Cl.** **D28/58; D28/54.1**

(58) **Field of Classification Search** D28/54.1,
D28/58; 250/504 R-504 H; 132/73, 73.5-73.6;
34/202, 90

See application file for complete search history.

(56) **References Cited**

U.S. PATENT DOCUMENTS

4,731,541	A *	3/1988	Shoemaker	250/504 R
D310,724	S *	9/1990	Jackson	D28/54.1
5,130,551	A *	7/1992	Nafziger et al.	250/504 H
5,249,367	A *	10/1993	Nafziger et al.	34/202
D381,464	S *	7/1997	Schaeffer et al.	D28/54.1
D431,354	S *	10/2000	Smith	D28/56

D431,682	S *	10/2000	Seo	D28/54.1
D450,389	S *	11/2001	Chang	D24/210
D452,045	S *	12/2001	Ferber	D28/56
6,518,583	B1 *	2/2003	Hennig	250/504 R
6,762,425	B1 *	7/2004	Strait	250/504 R
D532,931	S *	11/2006	Chang	D28/54.1
2008/0289644	A1 *	11/2008	Bernecker	132/73.5

* cited by examiner

Primary Examiner — Jennifer Rivard

(74) *Attorney, Agent, or Firm* — Dariush G. Adli; Adli Law Group P.C.

(57) **CLAIM**

The ornamental design of a fingernail polish curing lamp, as shown and described.

DESCRIPTION

FIG. 1 is a top, plan view of the fingernail polish curing lamp according to the present design.

FIG. 2 is a bottom, plan view thereof;

FIG. 3 is a back, elevation view thereof;


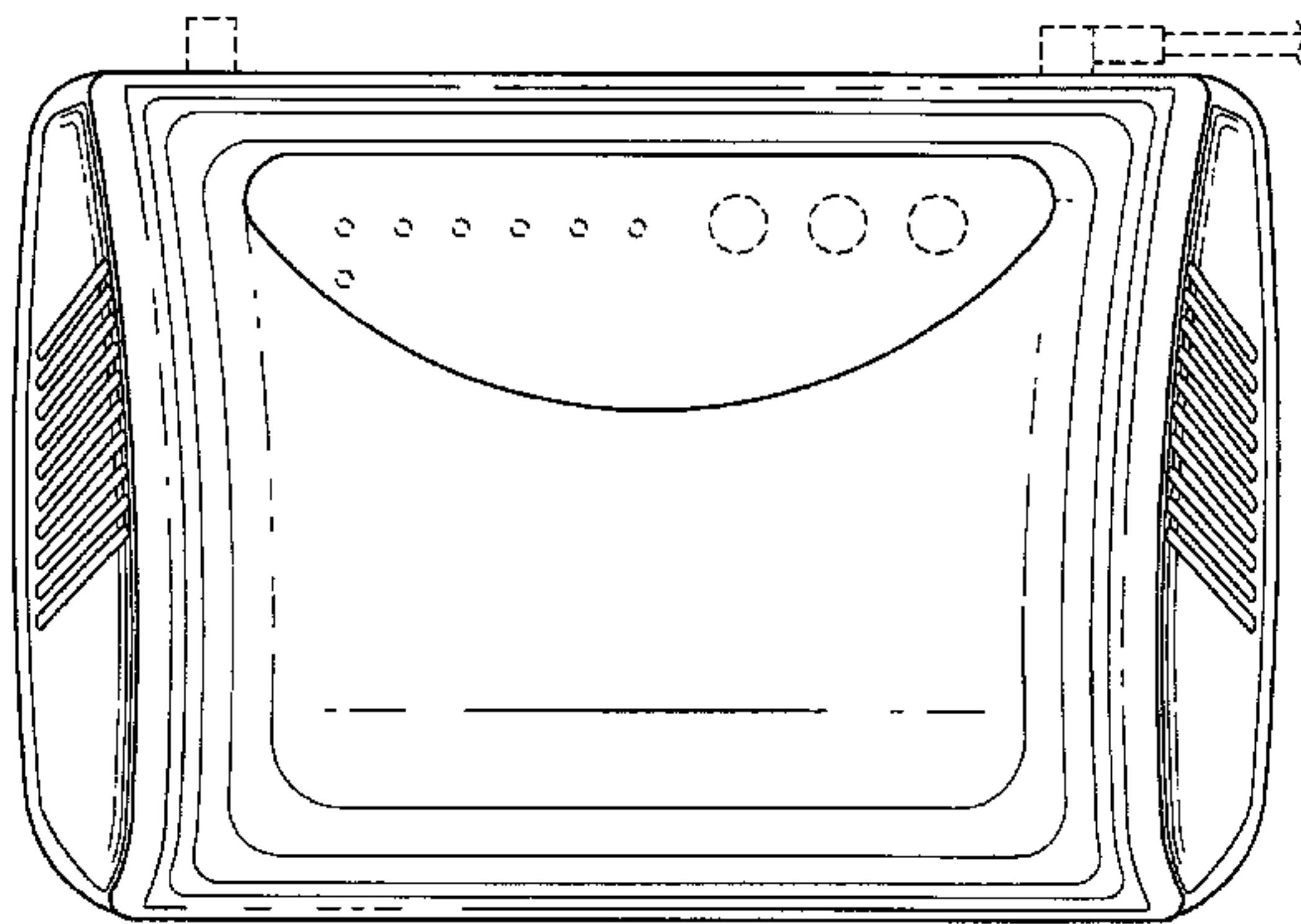
FIG. 4 is a front, elevation view thereof;

FIG. 5 is a left, side view thereof; and,

FIG. 6 is a right, side view thereof.

The broken lines shown in the drawings illustrate portions of the article and form no part of the claimed design.

1 Claim, 4 Drawing Sheets



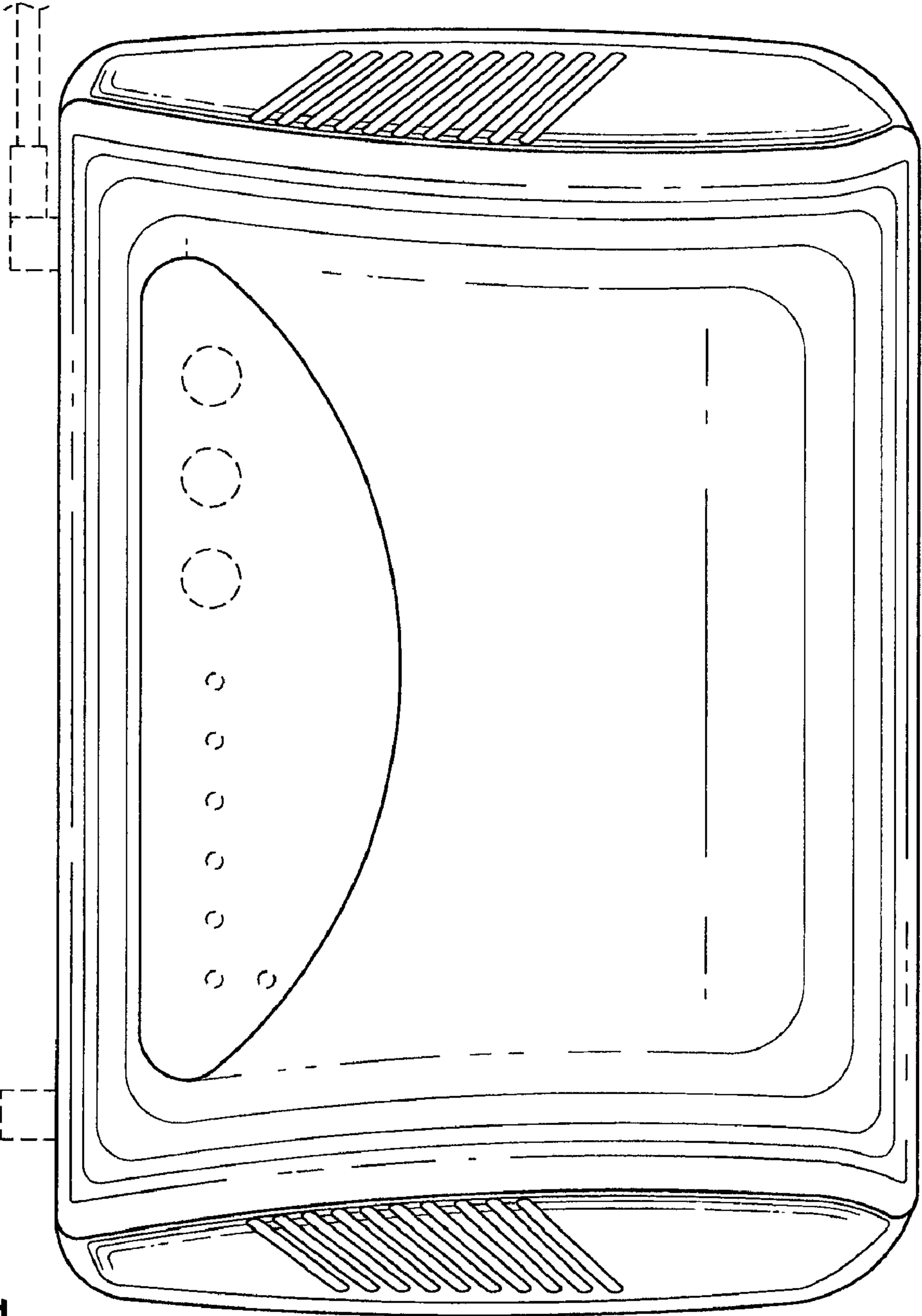


FIG. 1

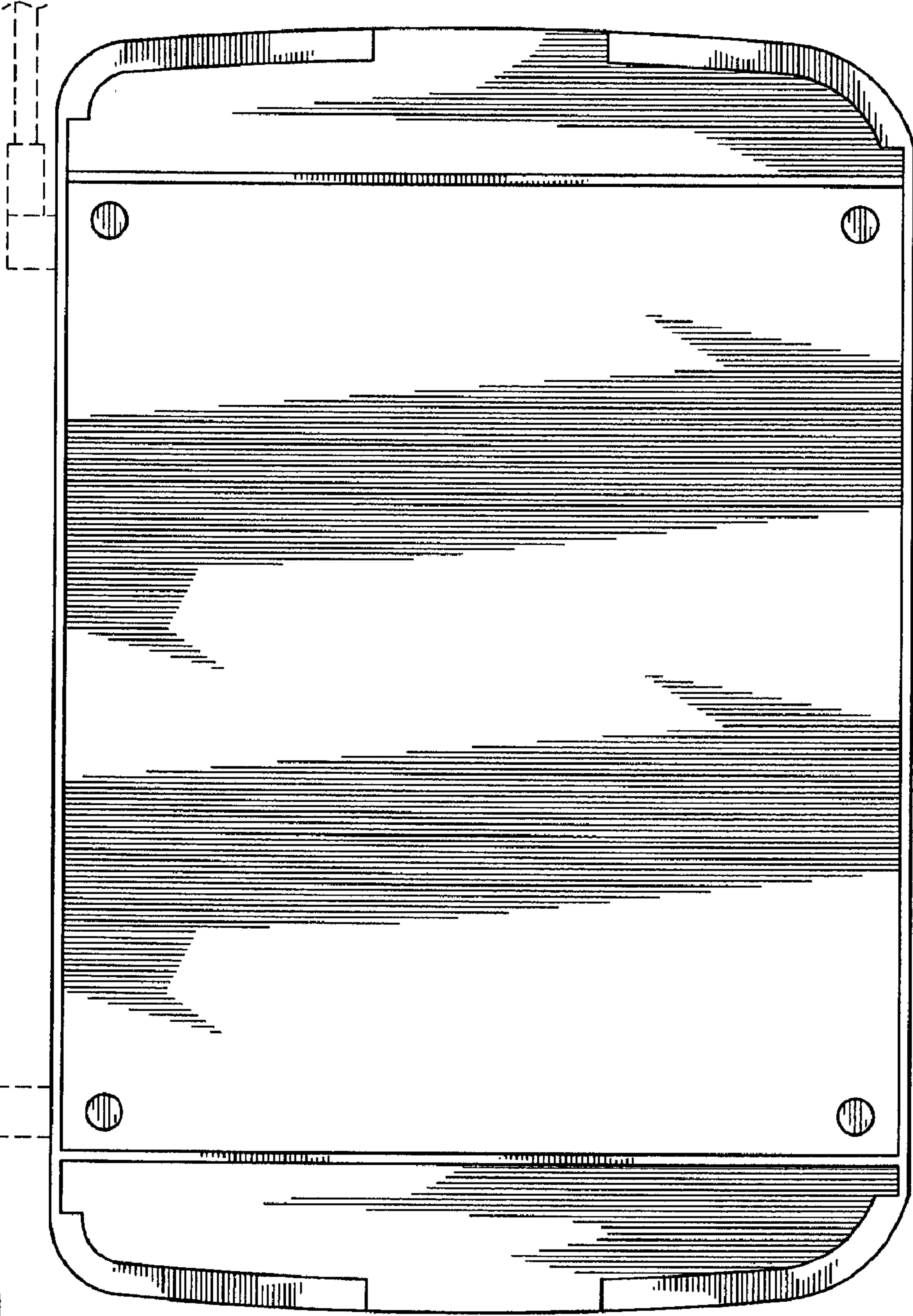


FIG. 2

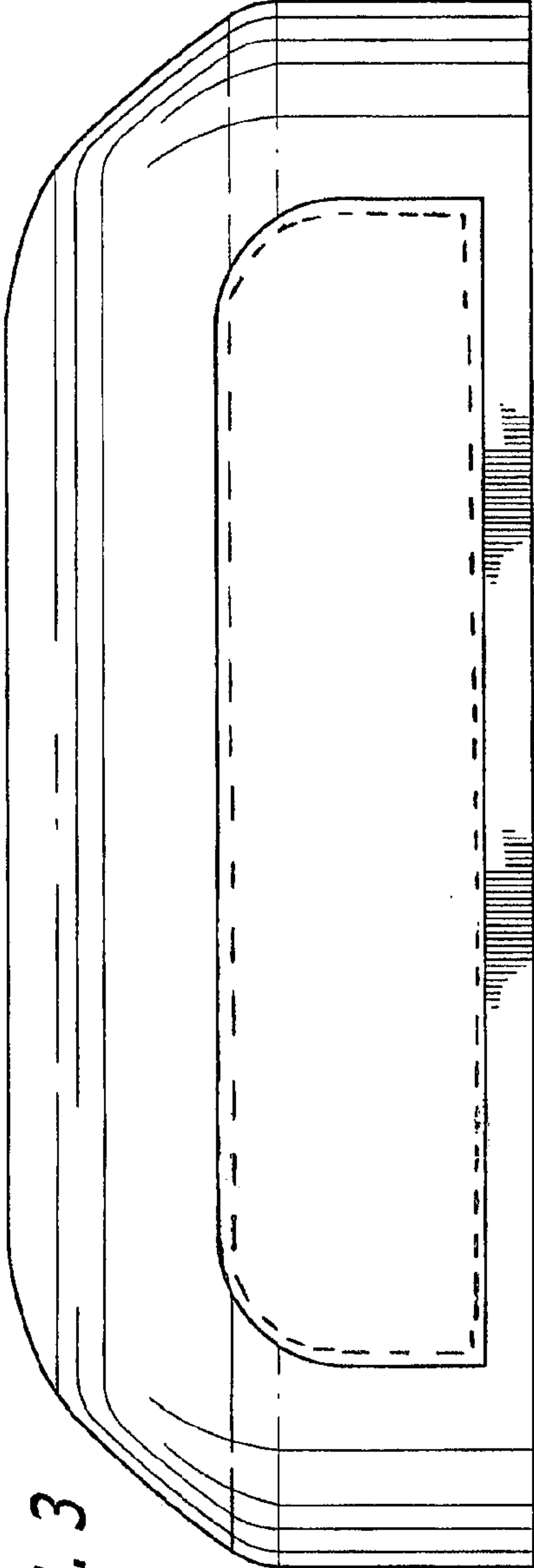


FIG. 3




FIG. 4

FIG. 5

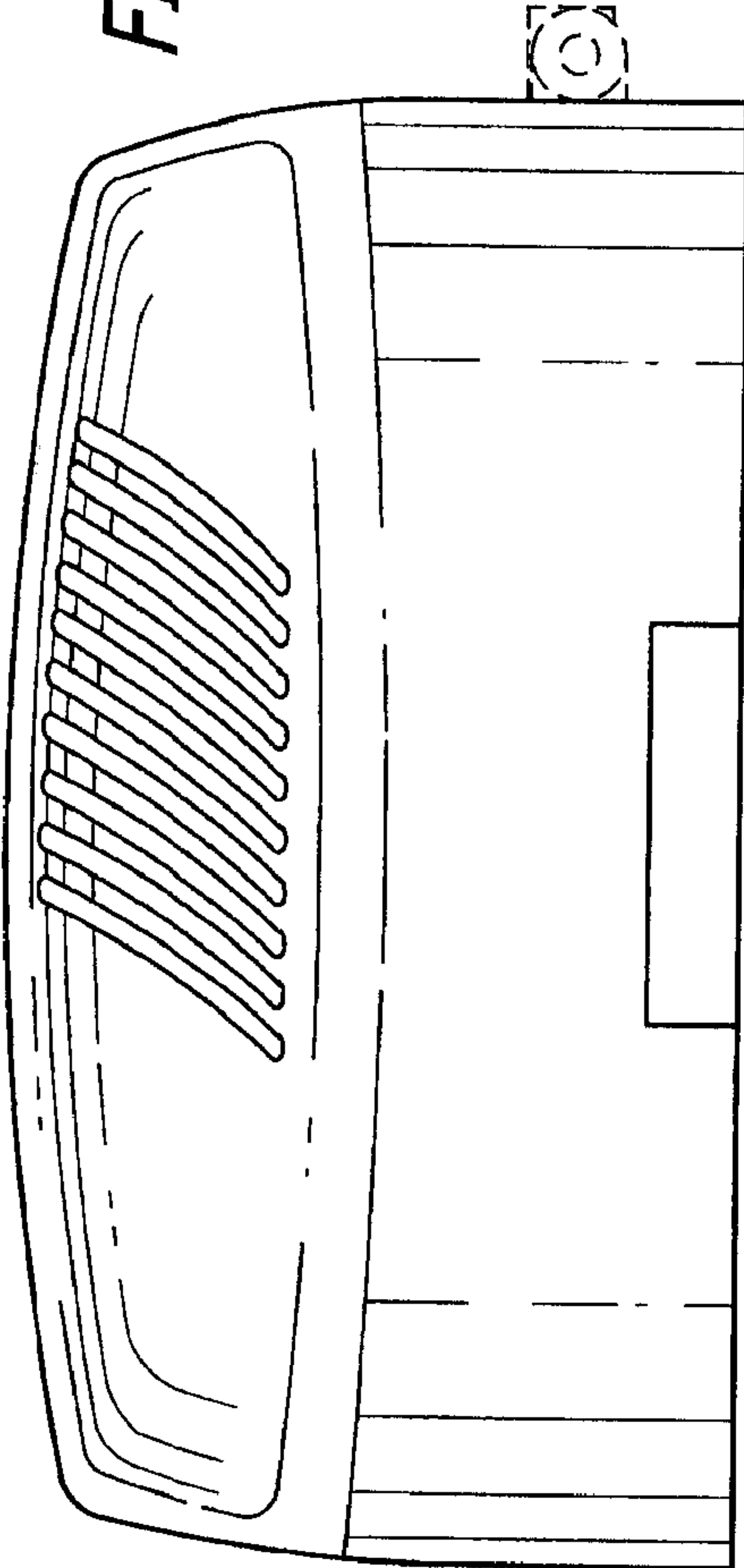


FIG. 6

