



US00D641091S

(12) **United States Design Patent**
Wan et al.

(10) **Patent No.:** **US D641,091 S**
(45) **Date of Patent:** **** Jul. 5, 2011**

(54) **LED BULB**

(75) Inventors: **Yehua Wan**, Zhejiang (CN); **Fang Chen**, Zhejiang (CN); **Jinqiang Gu**, Zhejiang (CN)

(73) Assignee: **Jinxiang Shen**, Wuzhen Town, Tongxiang, Zhejiang (CN)

(**) Term: **14 Years**

(21) Appl. No.: **29/369,278**

(22) Filed: **Sep. 4, 2010**

(30) **Foreign Application Priority Data**

Jun. 9, 2010 (CN) 201030200752

(51) **LOC (9) Cl.** **26-04**

(52) **U.S. Cl.** **D26/2**

(58) **Field of Classification Search** D26/1-4;
313/313, 315, 316, 317, 318, 493; 315/52,
315/53, 56, 57, 58

See application file for complete search history.

(56) **References Cited**

U.S. PATENT DOCUMENTS

D538,950	S	*	3/2007	Maxik	D26/2
D540,961	S	*	4/2007	Hrubowchak et al.	D26/2
D548,369	S	*	8/2007	Bembridge	D26/2
D549,360	S	*	8/2007	An	D26/2
D550,864	S	*	9/2007	Hernandez et al.	D26/2
D563,572	S	*	3/2008	Lukacs	D26/2
D610,273	S	*	2/2010	Guo et al.	D26/2
D616,121	S	*	5/2010	Wada et al.	D26/2

* cited by examiner

Primary Examiner — Marcus Jackson

(74) *Attorney, Agent, or Firm* — Global IP Services; Pianhua Gu

(57) **CLAIM**

The ornamental design for a LED bulb, as shown and described.

DESCRIPTION

FIG. 1 is a front perspective view of a LED bulb showing our new design;

FIG. 2 is a front view thereof;

FIG. 3 is a back view thereof;


FIG. 4 is a right side view thereof;

FIG. 5 is a left side view thereof;

FIG. 6 is a top view thereof; and,

FIG. 7 is a bottom view thereof.

1 Claim, 4 Drawing Sheets






Fig. 1




Fig. 2




Fig. 3

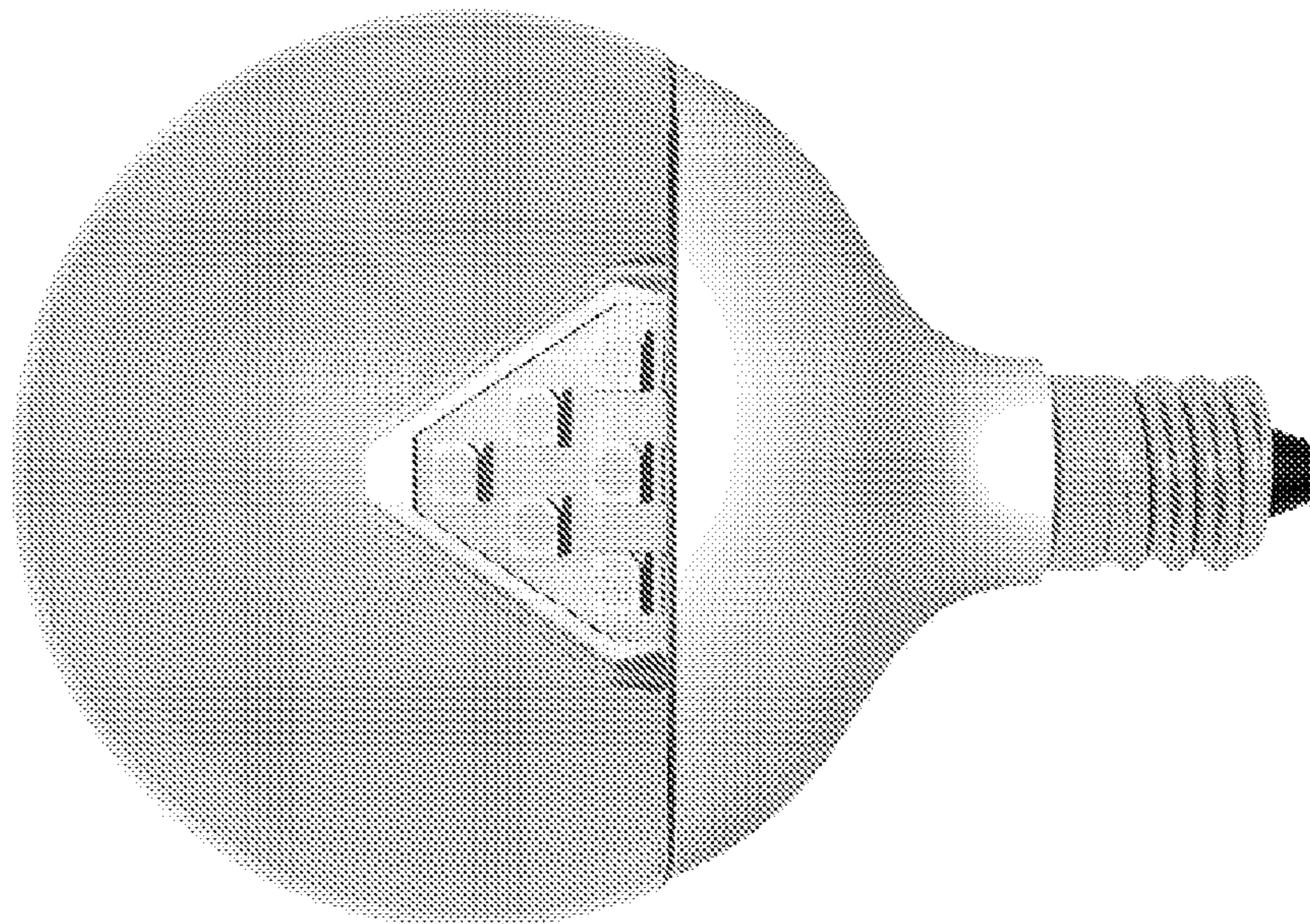


Fig. 5

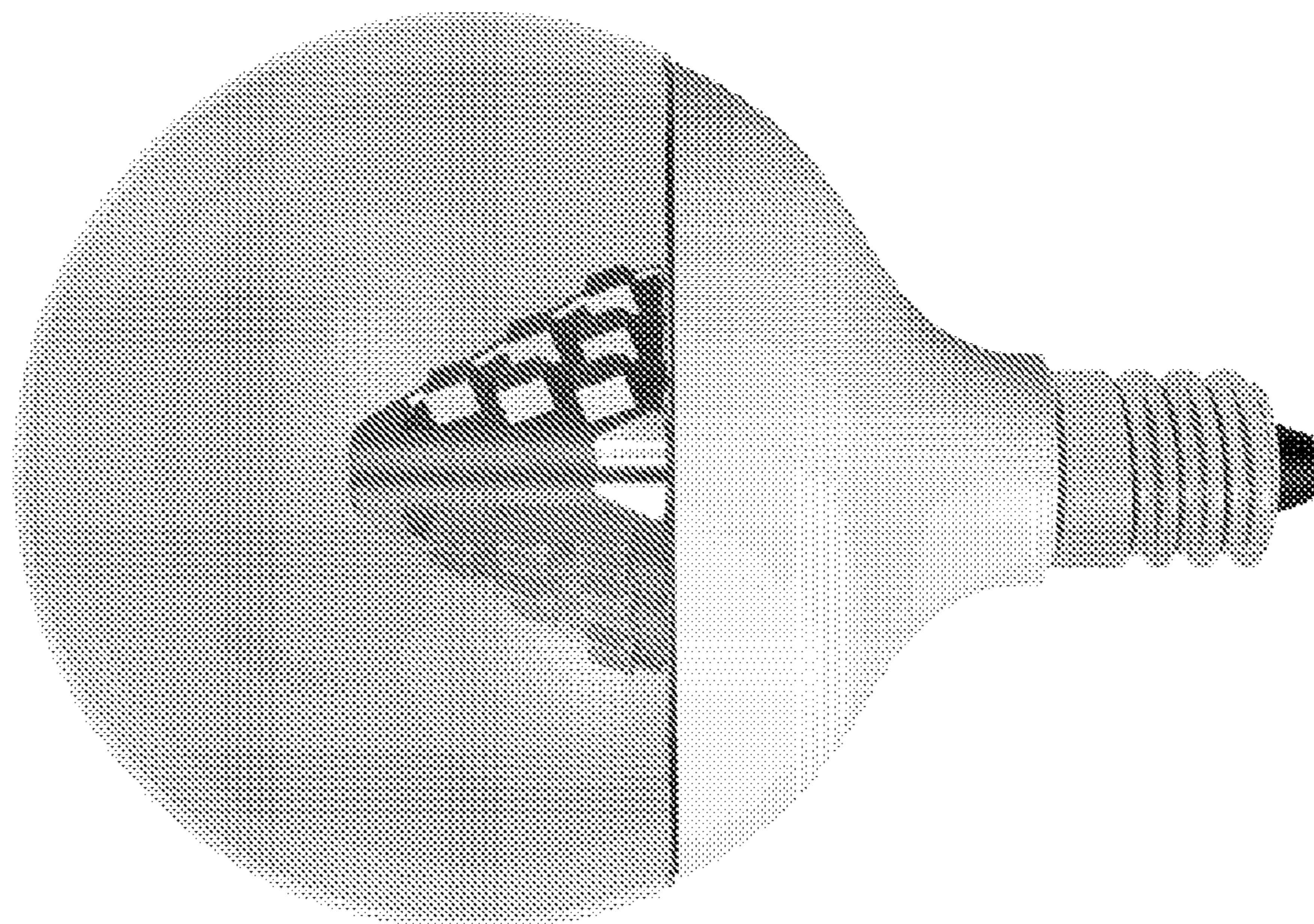


Fig. 4

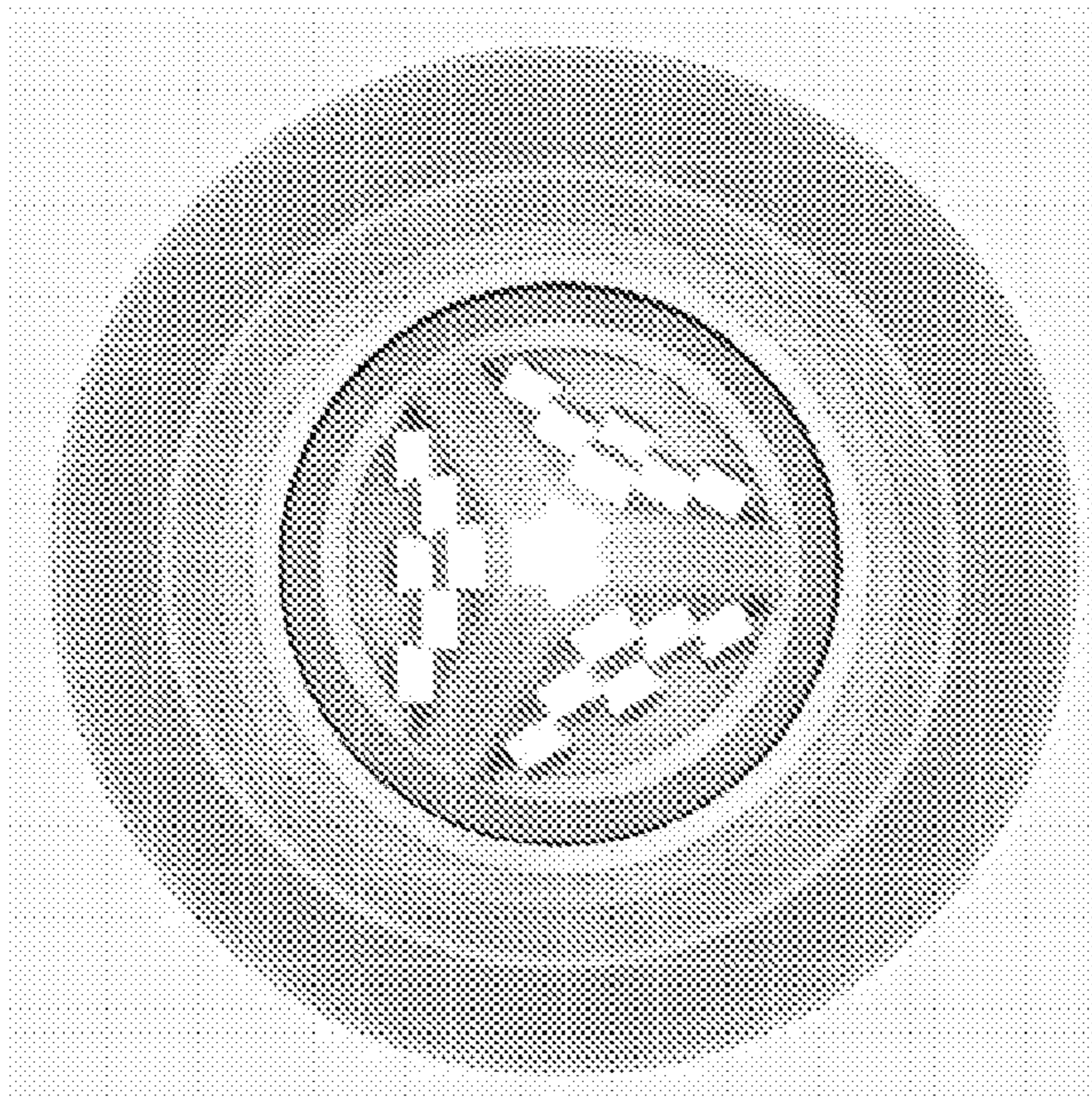


Fig. 6

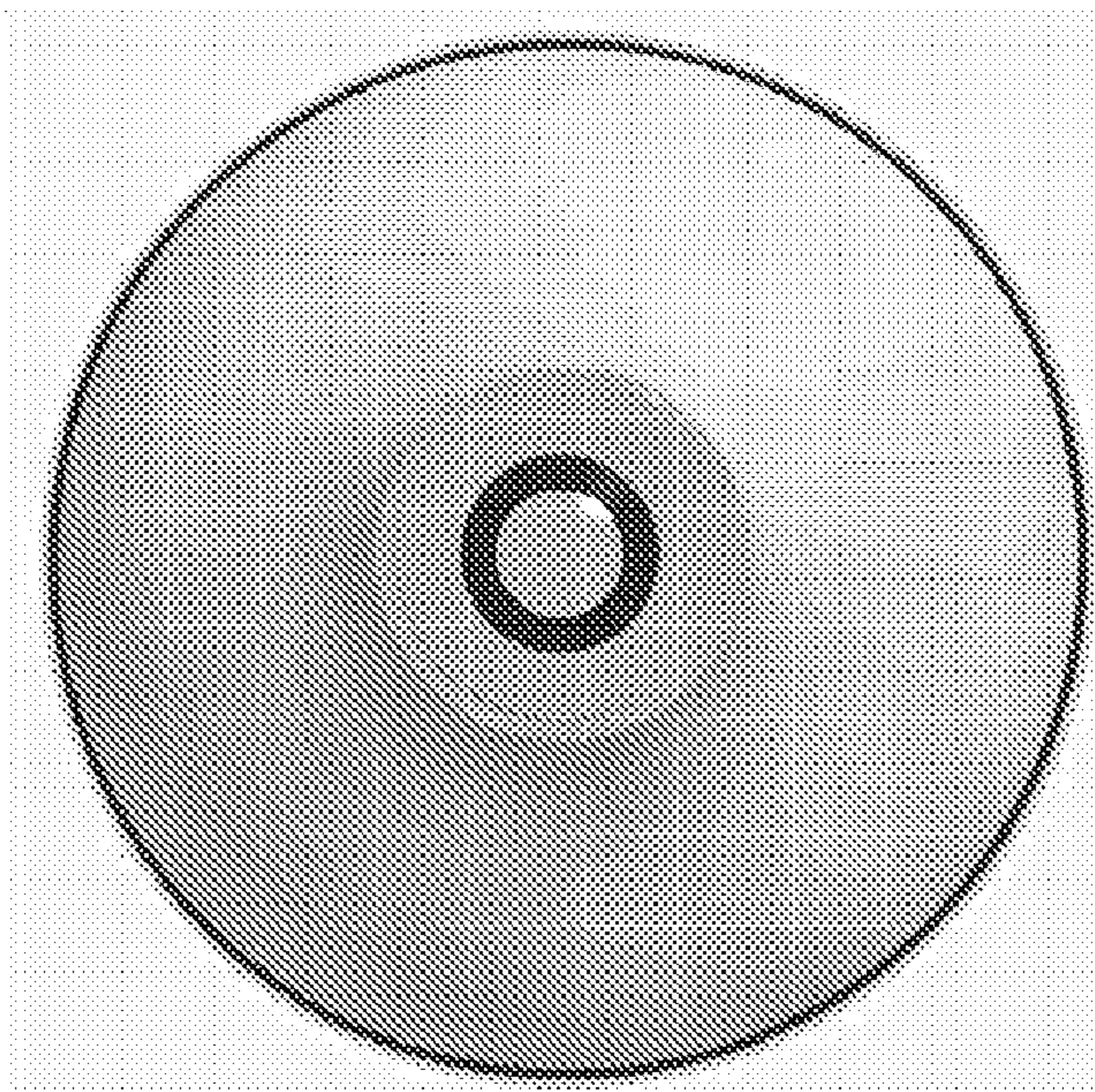


Fig. 7