



US00D641077S

(12) **United States Design Patent**  
**Sanders et al.**

(10) **Patent No.:** **US D641,077 S**  
(45) **Date of Patent:** **\*\* Jul. 5, 2011**

(54) **MEDICAL INJECTOR**

(75) Inventors: **David Sanders**, Warwick (GB); **James Leslie Rhodri Jones**, Maesyrcrugiau (GB)

(73) Assignee: **Sanofi-Aventis Deutschland GmbH**, Frankfurt (DE)

(\*\*) Term: **14 Years**

(21) Appl. No.: **29/365,832**

(22) Filed: **Jul. 15, 2010**

**Related U.S. Application Data**

(62) Division of application No. 29/333,748, filed on Mar. 13, 2009, now Pat. No. Des. 621,500.

(51) **LOC (9) Cl.** ..... **24-02**

(52) **U.S. Cl.** ..... **D24/113**

(58) **Field of Classification Search** ..... D24/112-114, D24/133, 186, 104, 130, 127, 152, 144, 146, D24/222, 142; 606/181, 185, 205, 142; 604/232, 604/187, 158, 164.08, 192, 263, 163, 181, 604/184, 198, 227, 186; 433/80; D19/43, D19/50

See application file for complete search history.

(56) **References Cited**

**U.S. PATENT DOCUMENTS**

2,398,544	A	4/1946	Lockhart	
4,637,403	A	1/1987	Garcia et al.	
D289,424	S	4/1987	Huang	
D299,470	S *	1/1989	Mock	D19/43
4,936,833	A	6/1990	Sams	
5,104,380	A	4/1992	Holman et al.	
5,226,895	A	7/1993	Harris	
5,279,586	A	1/1994	Balkwill	
5,295,976	A	3/1994	Harris	
5,334,144	A	8/1994	Alchas et al.	
D368,961	S	4/1996	Himbert et al.	
5,599,314	A	2/1997	Neill	
D414,201	S	9/1999	Larson et al.	

6,001,082	A	12/1999	Dair et al.	
6,001,089	A	12/1999	Burroughs et al.	
D426,299	S *	6/2000	Bydlon et al.	D24/112
D426,572	S	6/2000	Salemme et al.	

(Continued)

**FOREIGN PATENT DOCUMENTS**

DE	101-06368.7	2/2001
----	-------------	--------

(Continued)

**OTHER PUBLICATIONS**

Yorkshire Diabetes for Patients, Optiset Pen, available at [http://www.yorkshirediabetes.com/downloads/UK\\_Lantus\\_Optiset\\_PIL.pdf](http://www.yorkshirediabetes.com/downloads/UK_Lantus_Optiset_PIL.pdf).

(Continued)

*Primary Examiner* — David G Muller

(74) *Attorney, Agent, or Firm* — Finnegan, Henderson, Farabow, Garrett & Dunner, LLP

(57) **CLAIM**

The ornamental design for the medical injector, as shown and described.

**DESCRIPTION**

The file of this patent contains at least one photograph executed in color. Copies of this patent with color photographs will be provided by the Office upon request and payment of the necessary fee.

FIG. 1 is a front plan view of the medical injector of our new design;

FIG. 2 is a left side view thereof;

FIG. 3 is a right side view thereof;

FIG. 4 is a rear view thereof;

FIG. 5 is a bottom view thereof; and,


FIG. 6 is a top view thereof.

The colors of the depicted embodiment are as follows:

Body: Pantone 544C (corresponds to flat blue); and,

Actuating Knob: White.

**1 Claim, 2 Drawing Sheets**  
**(2 of 2 Drawing Sheet(s) Filed in Color)**



U.S. PATENT DOCUMENTS

D428,150 S \* 7/2000 Ruf et al. .... D24/146  
 6,086,567 A 7/2000 Kirchhofer et al.  
 6,110,149 A 8/2000 Klitgaard et al.  
 6,193,698 B1 2/2001 Kirchhofer et al.  
 D438,630 S \* 3/2001 Honore ..... D24/222  
 6,277,099 B1 \* 8/2001 Strowe et al. .... 604/186  
 D462,760 S 9/2002 Ahlgrim et al.  
 6,454,746 B1 9/2002 Bydlon et al.  
 D479,602 S 9/2003 Bainton  
 D479,747 S 9/2003 Bainton  
 D479,748 S 9/2003 Tyce  
 6,613,023 B2 9/2003 Kirchhofer et al.  
 D482,122 S 11/2003 Cohn et al.  
 D482,724 S 11/2003 Nishida  
 6,699,224 B2 3/2004 Kirchhofer et al.  
 6,726,649 B2 \* 4/2004 Swenson et al. .... 604/263  
 D492,027 S 6/2004 Tyce et al.  
 D492,405 S 6/2004 Bainton  
 D493,532 S \* 7/2004 Levaughn et al. .... D24/146  
 D499,485 S 12/2004 Tyce  
 6,827,708 B2 12/2004 Kirchhofer  
 D501,253 S 1/2005 Bainton  
 D503,477 S 3/2005 Hawley et al.  
 D503,797 S 4/2005 Tyce  
 D505,490 S 5/2005 Tyce  
 D506,005 S 6/2005 Hawley et al.  
 D508,717 S \* 8/2005 Anand ..... D19/50  
 6,932,794 B2 8/2005 Giambattista et al.  
 D516,719 S 3/2006 Turchi et al.  
 D518,175 S 3/2006 Hardin et al.  
 7,018,364 B2 3/2006 Giambattista et al.  
 D520,636 S 5/2006 Hawley et al.  
 D532,516 S \* 11/2006 Wolff ..... D24/142  
 7,163,526 B2 \* 1/2007 Leong et al. .... 604/263  
 7,169,133 B2 1/2007 Broennimann et al.  
 D540,465 S 4/2007 Bainton  
 D546,447 S 7/2007 White  
 D548,835 S 8/2007 Galbraith  
 D550,363 S 9/2007 Hannant et al.  
 D551,341 S 9/2007 Galbraith  
 D553,681 S 10/2007 Cetera  
 7,316,670 B2 1/2008 Graf et al.  
 D567,939 S 4/2008 Mattigka  
 7,377,913 B2 5/2008 Gurtner  
 D573,253 S \* 7/2008 Gonzales et al. .... D24/113  
 7,396,347 B2 7/2008 Hjertman et al.  
 7,407,492 B2 8/2008 Gurtner  
 D580,052 S 11/2008 White  
 D580,069 S 11/2008 Lee  
 D586,465 S \* 2/2009 Faulkner et al. .... D24/146  
 D586,916 S \* 2/2009 Faulkner et al. .... D24/146  
 D599,009 S 8/2009 Tyce  
 D599,010 S 8/2009 Tyce  
 D600,794 S 9/2009 Tyce

D600,795 S 9/2009 Tyce  
 7,621,891 B2 11/2009 Wyrick  
 2004/0236284 A1 11/2004 Hoste et al.  
 2005/0187523 A1 8/2005 Giambattista et al.  
 2005/0222540 A1 10/2005 Kirchhofer et al.  
 2005/0251103 A1 11/2005 Steffen et al.  
 2006/0229570 A1 10/2006 Lovell et al.  
 2007/0106227 A1 5/2007 Burren et al.  
 2007/0123829 A1 5/2007 Atterbury et al.  
 2007/0129687 A1 6/2007 Marshall et al.  
 2007/0167921 A1 7/2007 Burren et al.  
 2007/0233015 A1 10/2007 Saiki  
 2008/0071226 A1 3/2008 Moser et al.  
 2009/0124981 A1 5/2009 Evans


FOREIGN PATENT DOCUMENTS

JP 1 178 092 6/2003  
 JP D1197948 2/2004  
 JP D1203775 4/2004  
 TW D104991 9/1991  
 TW 579273 5/1992  
 TW D122771 4/1996  
 TW D122772 4/1996  
 TW D122774 4/1996  
 TW D124492 8/1996  
 WO WO 2005/102421 A1 11/2005


OTHER PUBLICATIONS

Lantus Optiset, vol. 23, No. 8, Sep. 2004, available at [www.doyfarma.com/doyfarma](http://www.doyfarma.com/doyfarma).  
 Optiset injector with packaging, as shown in publication "Offarm," title of the article, "Actualidad Profesional Mostrador," shown on p. 52 (of the publication), p. 8 of the reference (upper left-hand corner). Dated Sep. 3, 2004.  
 OptiSet information brochure as found on [www.diabetesplein.nl](http://www.diabetesplein.nl) (link indicated by arrow on p. 3), untranslated, brochure dated Aug. 24, 2007 (see p. 20).  
 Informational brochure on OptiSet injector, dated Oct. 16, 2007 (see p. 9), at the following link: [www.insulin.se/insulinse/Insulinpennor/OptiSet/](http://www.insulin.se/insulinse/Insulinpennor/OptiSet/).  
 SoloSTAR disposable pen injector by DCA Design International for Sanofi Aventis GmbH, as shown on [www.effectivedesign.org.uk](http://www.effectivedesign.org.uk), dated Oct. 22, 2009 (3 pages).  
 DCA brochure for SoloSTAR disposable pen injector for insulin, as found on [www.effectivedesign.org.uk](http://www.effectivedesign.org.uk), as indicated at arrow on Item "U" above, dated Jun. 2, 2009 (10 pages). Reference to date of product launch (2007) on p. 2, last paragraph.  
 Article on [www.diabeteshealth.com](http://www.diabeteshealth.com) about FDA approval of Lantus SoloStar disposable insulin pen, with a picture of the product, dated May 4, 2007 (5 pages).


\* cited by examiner




**FIG. 1**




**FIG. 2**




**FIG. 3**



**FIG. 4**



**FIG. 5**



**FIG. 6**

UNITED STATES PATENT AND TRADEMARK OFFICE  
**CERTIFICATE OF CORRECTION**

PATENT NO. : D641,077 S  
APPLICATION NO. : 29/365832  
DATED : July 5, 2011  
INVENTOR(S) : David Sanders and Leslie Rhodri Jones

Page 1 of 1

It is certified that error appears in the above-identified patent and that said Letters Patent is hereby corrected as shown below:

Title Page

Add:

-- (30) **Foreign Application Priority Data**

Sep. 15, 2008 (EM) 001002034-0002 --.

Signed and Sealed this  
Seventeenth Day of April, 2012



David J. Kappos  
*Director of the United States Patent and Trademark Office*