



US00D641010S

(12) **United States Design Patent**  
**Kwon**

(10) **Patent No.:** **US D641,010 S**

(45) **Date of Patent:** **\*\* Jul. 5, 2011**

(54) **COMMUNICATIONS EARBUD**

(75) Inventor: **Minsung Kwon**, San Jose, CA (US)

(73) Assignee: **Plantronics, Inc.**, Santa Cruz, CA (US)

(\*\*) Term: **14 Years**

(21) Appl. No.: **29/368,897**

(22) Filed: **Aug. 31, 2010**

(51) **LOC (9) Cl.** ..... **14-01**

(52) **U.S. Cl.** ..... **D14/223**

(58) **Field of Classification Search** ..... D14/205,  
D14/206, 223, 188, 192; 181/129, 130, 135;  
379/430, 431; 381/379, 380, 381; D24/174;  
128/864

See application file for complete search history.

(56) **References Cited**

**U.S. PATENT DOCUMENTS**

4,646,872	A	*	3/1987	Kamon et al.	.....	181/129
D316,550	S	*	4/1991	Sogabe	.....	D14/168
D337,589	S	*	7/1993	Wada	.....	D14/223
D469,753	S	*	2/2003	Andre et al.	.....	D14/205
D523,846	S	*	6/2006	Lee	.....	D14/205
D531,169	S	*	10/2006	Tokioka et al.	.....	D14/223
D556,741	S	*	12/2007	Yeo et al.	.....	D14/223
D597,084	S	*	7/2009	Gondo	.....	D14/223
D598,901	S	*	8/2009	Lee et al.	.....	D14/223
D599,781	S	*	9/2009	Lee et al.	.....	D14/205
D599,785	S	*	9/2009	Matsuda et al.	.....	D14/223
D606,049	S	*	12/2009	Matsuda et al.	.....	D14/223
D607,880	S	*	1/2010	Chung et al.	.....	D14/223
D615,070	S	*	5/2010	Andre et al.	.....	D14/223
D618,211	S	*	6/2010	Oguro et al.	.....	D14/205
D626,117	S	*	10/2010	Lowry	.....	D14/223
D628,193	S	*	11/2010	Zheng	.....	D14/223
D631,470	S	*	1/2011	Yoneyama et al.	.....	D14/223

D635,558 S \* 4/2011 Zheng ..... D14/223

\* cited by examiner

*Primary Examiner* — Paula Greene

(74) *Attorney, Agent, or Firm* — Michael D. Rodriguez

(57) **CLAIM**

The ornamental design for a communications earbud, as shown and described.

**DESCRIPTION**

FIG. 1 is bottom-right perspective view of a left side communications earbud showing my new design;

FIG. 2 is a bottom-right perspective view of a right side communications earbud;

FIG. 3 is a left side view of the left side communications earbud;

FIG. 4 is a right side view of the right side communications earbud;

FIG. 5 is a bottom view of the left side communications earbud;

FIG. 6 is a bottom view of the right side communications earbud;

FIG. 7 is a top view of the left side communications earbud;

FIG. 8 is a top view of the right side communications earbud;

FIG. 9 is a back view of the right side communications earbud;

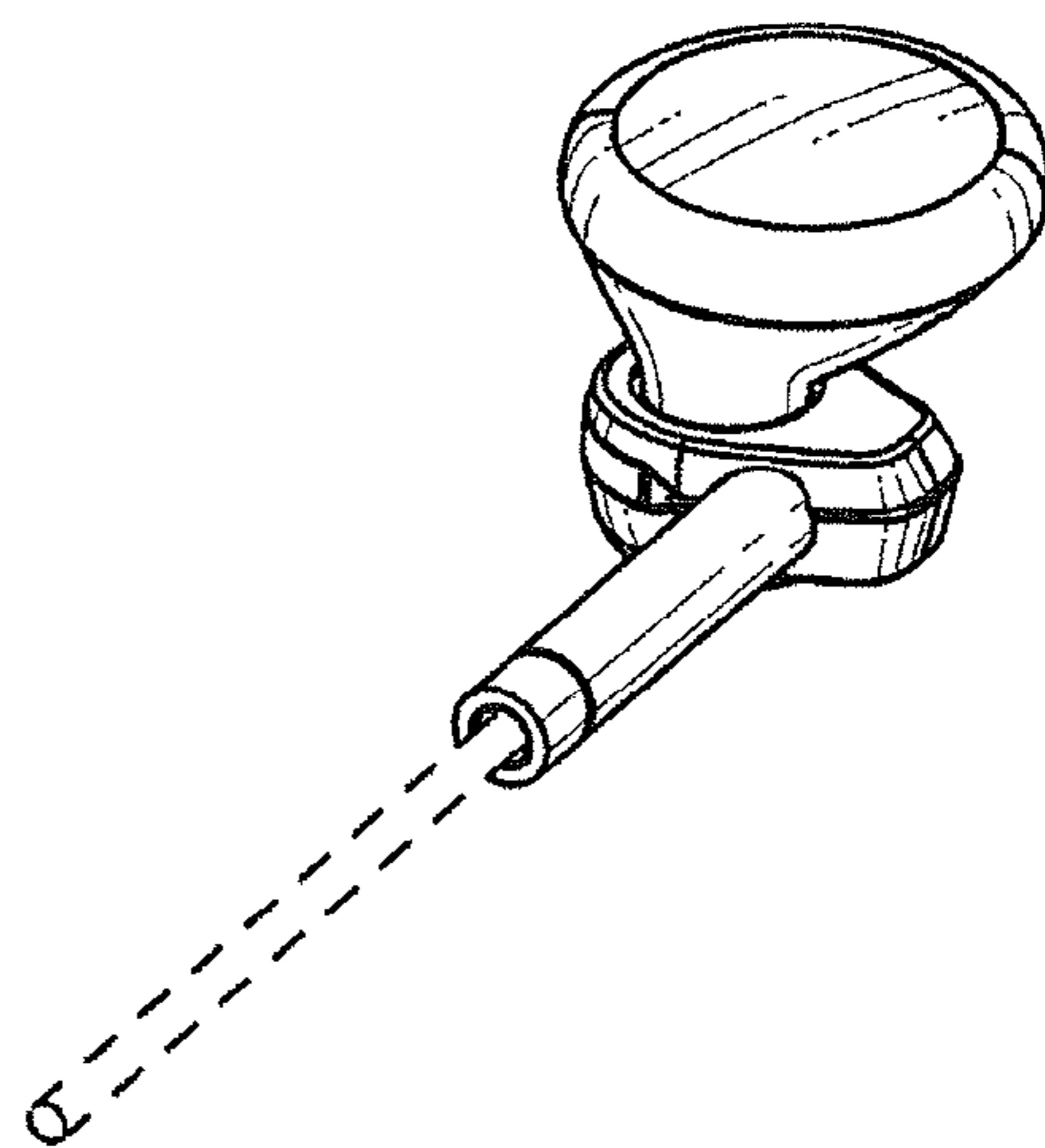

FIG. 10 is back view of the left side communications earbud;


FIG. 11 is a left side view of the left side communications earbud; and,

FIG. 12 is a right side view of the right side communications earbud.

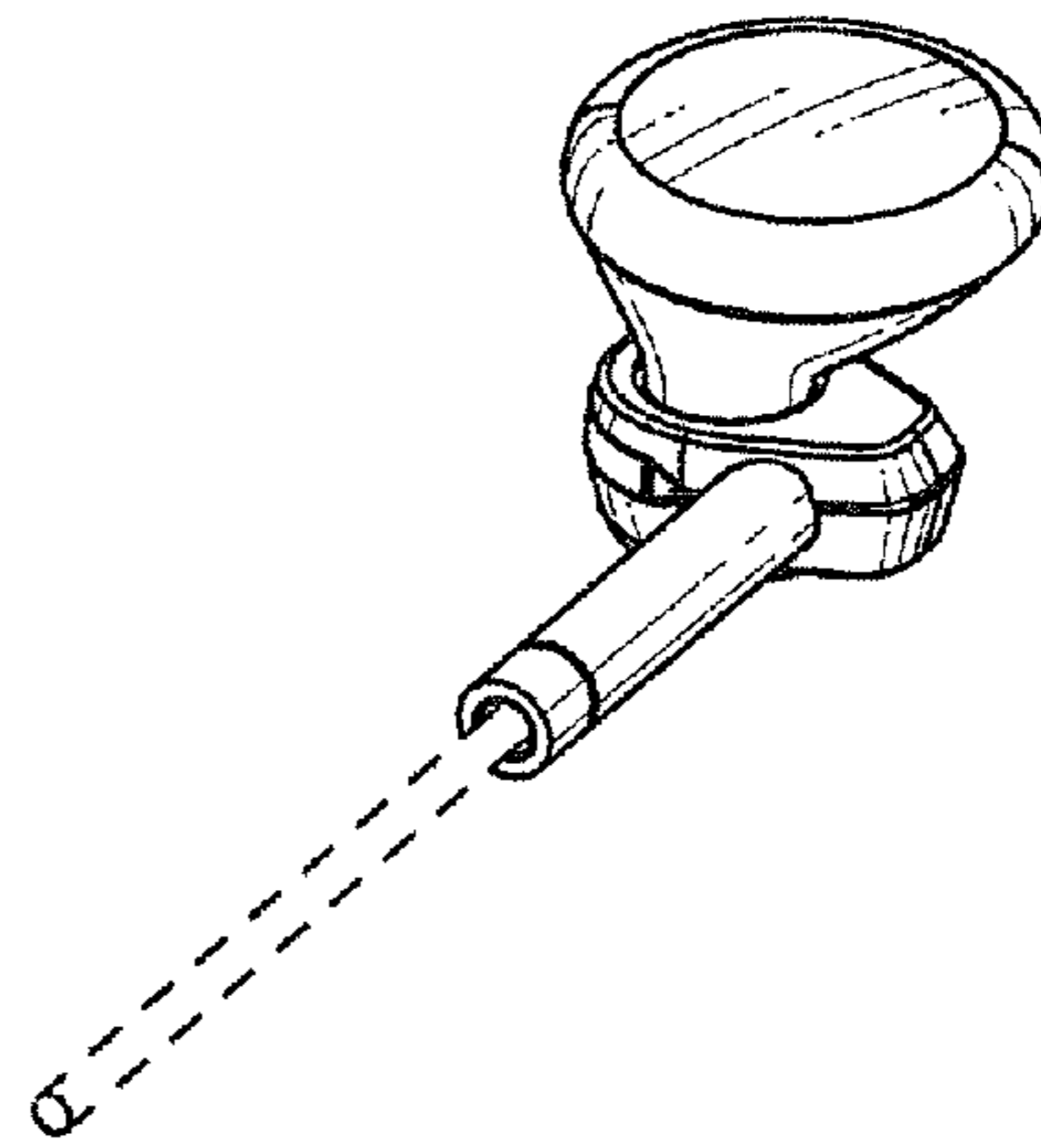
The broken lines showing of the unclaimed environment forms no part of the claimed design.

**1 Claim, 2 Drawing Sheets**

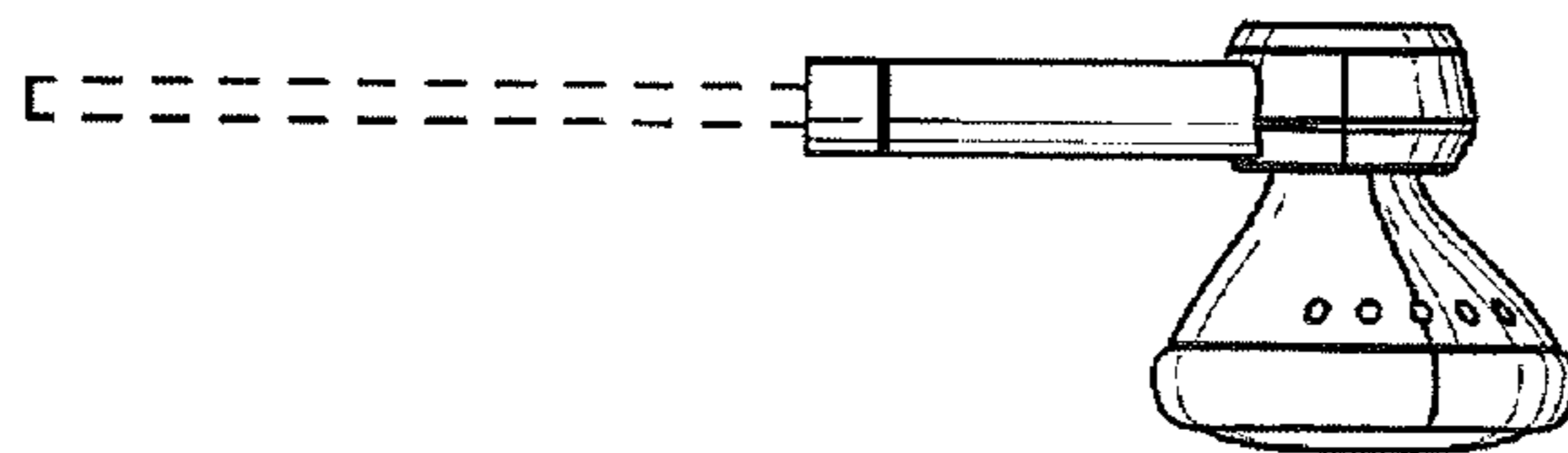




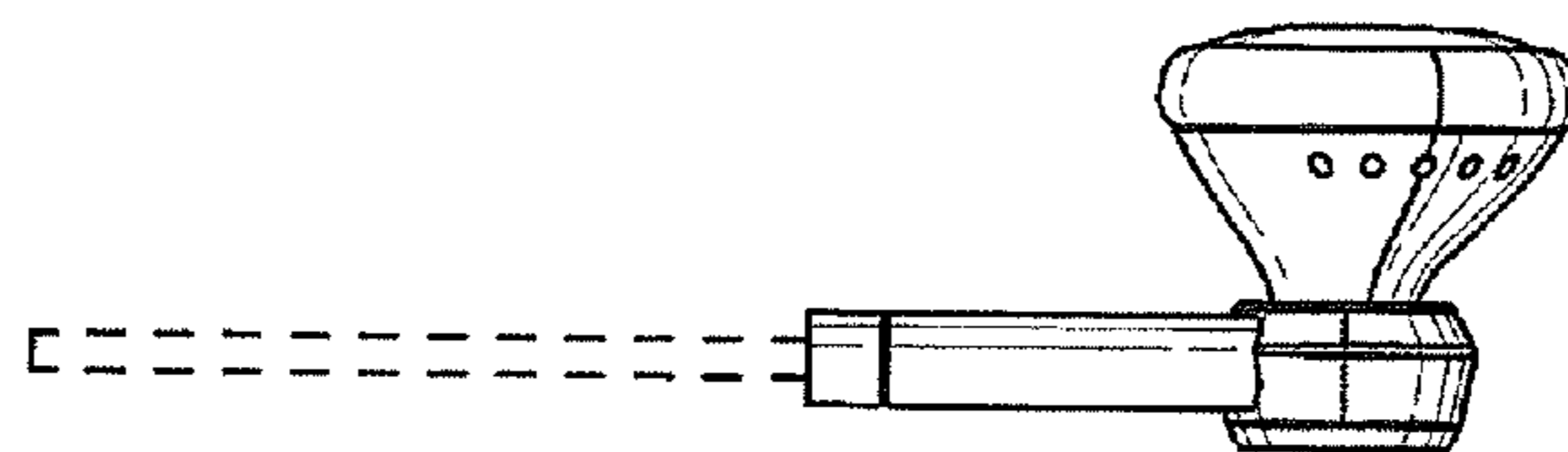
**FIG. 1**



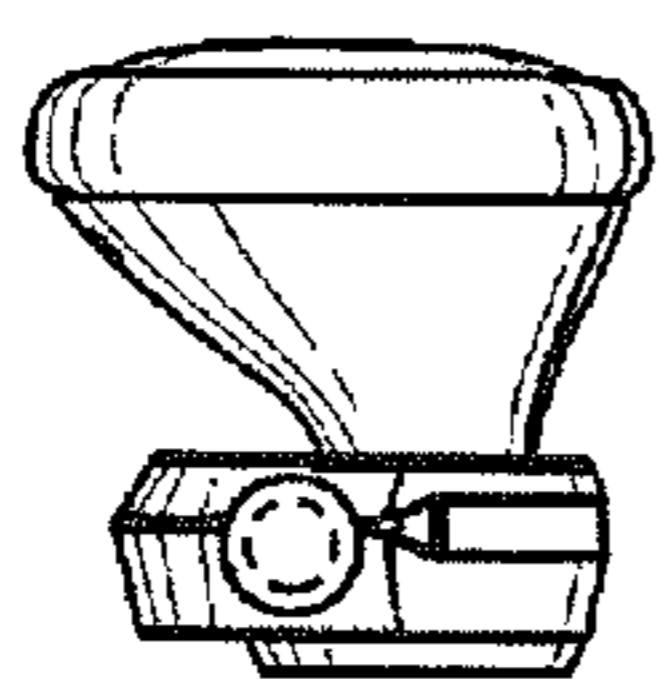
**FIG. 2**




**FIG. 3**



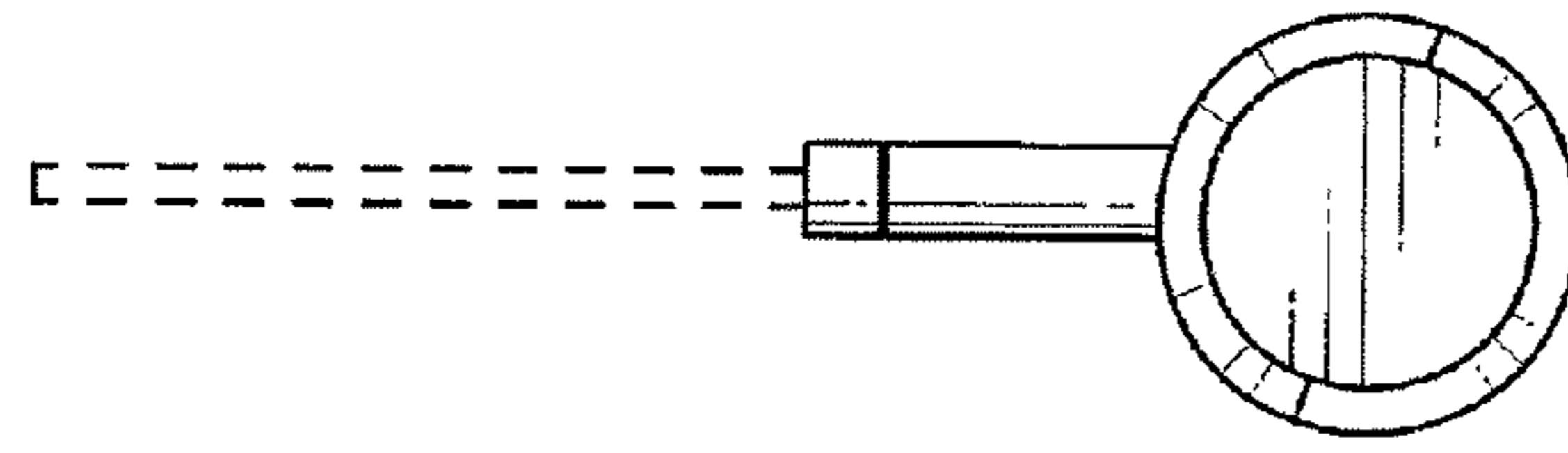
**FIG. 4**



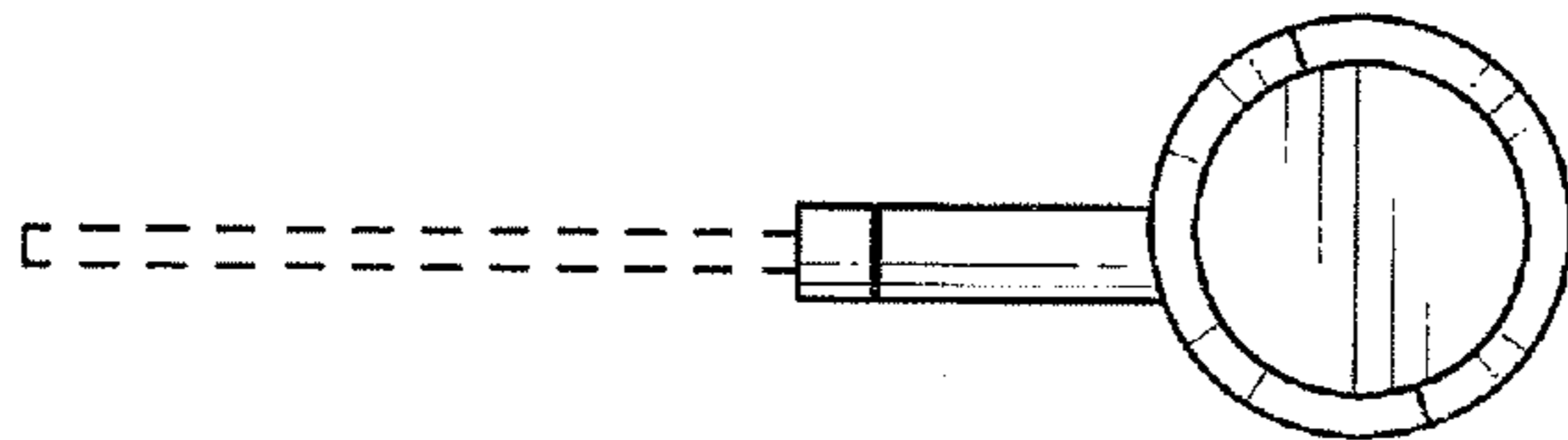
**FIG. 5**



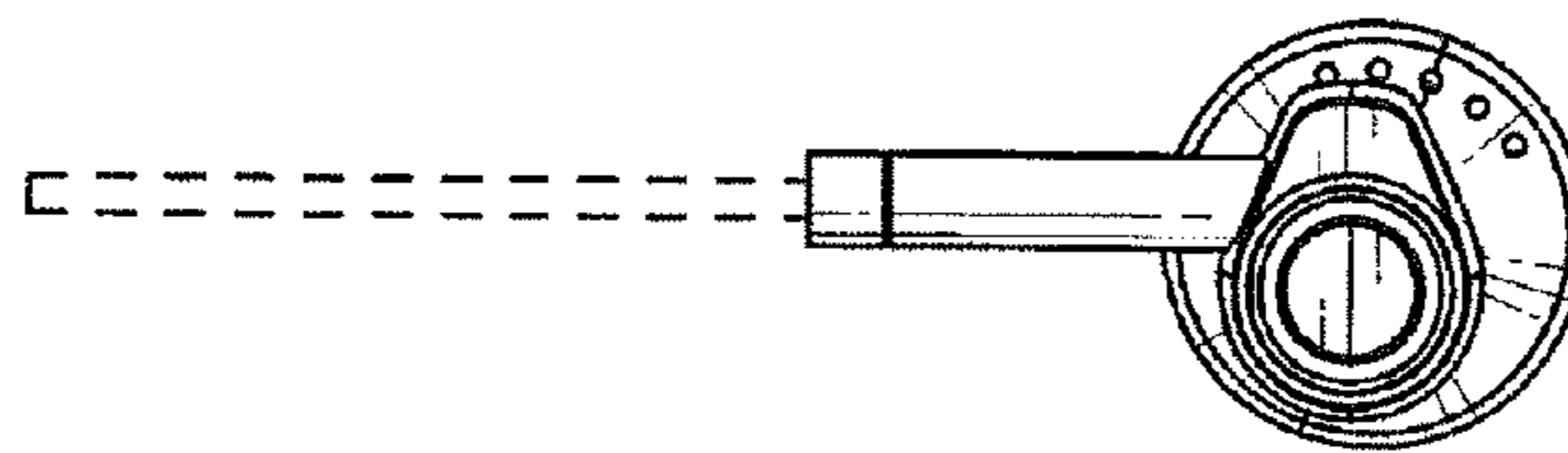
**FIG. 6**



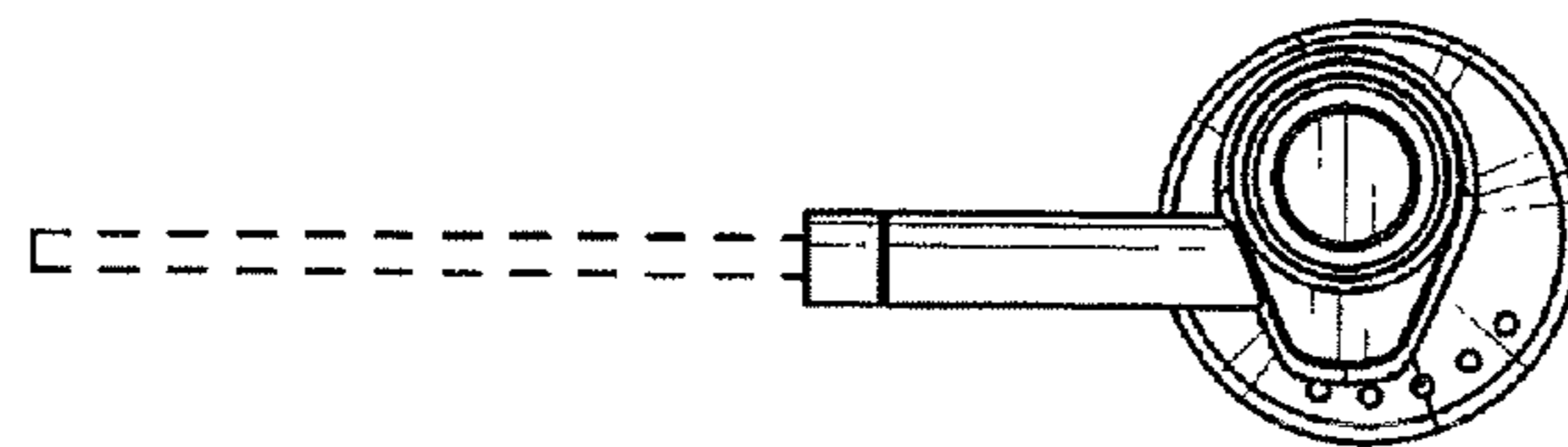
**FIG. 7**



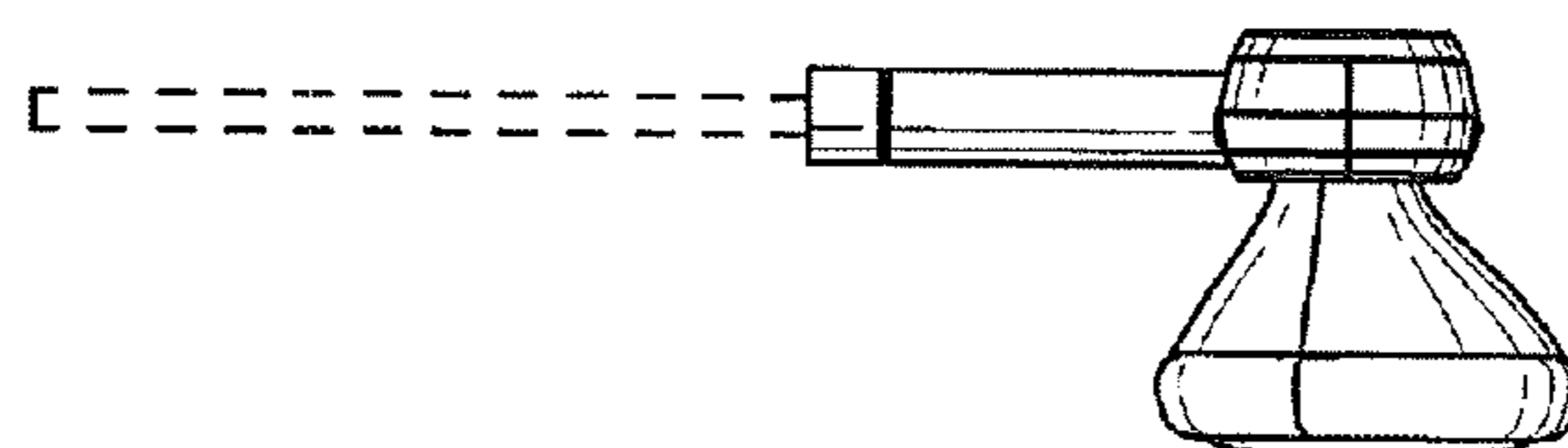
**FIG. 8**



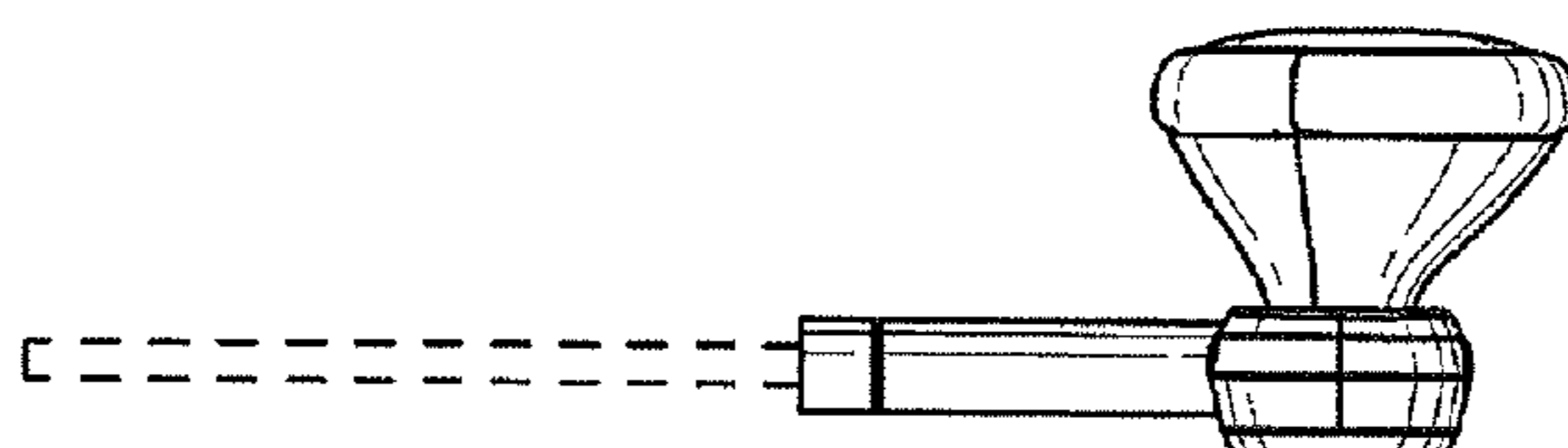
**FIG. 9**



**FIG. 10**



**FIG. 11**



**FIG. 12**