



US00D640998S

(12) **United States Design Patent**
Takami et al.

(10) **Patent No.:** **US D640,998 S**
(45) **Date of Patent:** **** Jul. 5, 2011**

(54) **TELEVISION APPARATUS**

(75) Inventors: **Mitsuru Takami**, Osaka (JP); **Takashi Inoue**, Nara (JP)

(73) Assignee: **Panasonic Corporation**, Osaka (JP)

(**) Term: **14 Years**

(21) Appl. No.: **29/372,992**

(22) Filed: **Feb. 14, 2011**

(51) **LOC (9) Cl.** **14-03**

(52) **U.S. Cl.** **D14/126**

(58) **Field of Classification Search** D14/125-134,
D14/239, 371, 136, 374-377, 440, 450, 448,
D14/336, 342; 312/7.2; 348/836, 838, 180,
348/184, 325, 739; 341/12; 248/917-924,
248/465; 345/104, 133, 156, 168, 87, 173;
720/605, 669, 600, 655; 369/99, 197; 455/344,
455/347; D21/329, 515, 577, 622, 333, 433,
D21/448, 452, 450, 331; D6/477, 479, 300;
273/148 B; 446/484, 175, 356; D10/15,
D10/26

See application file for complete search history.

(56) **References Cited**

U.S. PATENT DOCUMENTS

D476,632 S *	7/2003	Inoue et al.	D14/126
D546,788 S *	7/2007	Isshiki	D14/126
D549,673 S *	8/2007	Niitsu	D14/126
D572,678 S *	7/2008	Fujiki	D14/126
D576,122 S *	9/2008	Suzuki et al.	D14/126
D576,971 S *	9/2008	Yokota	D14/126
D580,896 S *	11/2008	Niitsu	D14/126
D586,306 S *	2/2009	Isshiki	D14/126
D587,665 S *	3/2009	Isshiki	D14/126

(Continued)

FOREIGN PATENT DOCUMENTS

JP D1295609 3/2007

(Continued)

Primary Examiner — Raphael Barkai

(74) *Attorney, Agent, or Firm* — Brinks Hofer Gilson & Lione

(57) **CLAIM**

We claim the ornamental design for a television apparatus, as shown and described.

DESCRIPTION

The file of this patent contains at least one drawing executed in color. Copies of this patent with color drawings will be provided by the Office upon request and payment of the necessary fee.

FIG. 1 is a front perspective view of a television apparatus of the present invention;

FIG. 2 is a front view thereof;

FIG. 3 is a rear view thereof;

FIG. 4 is a first side view thereof;

FIG. 5 is a second side view thereof;

FIG. 6 is a top view thereof;

FIG. 7 is a bottom view thereof;

FIG. 8 is a cross-section view taken along the line 8-8 of FIG. 2;

FIG. 9 is a cross-section view taken along the line 9-9 of FIG. 2;

FIG. 10 is a cross-section view taken along the line 10-10 of FIG. 2;

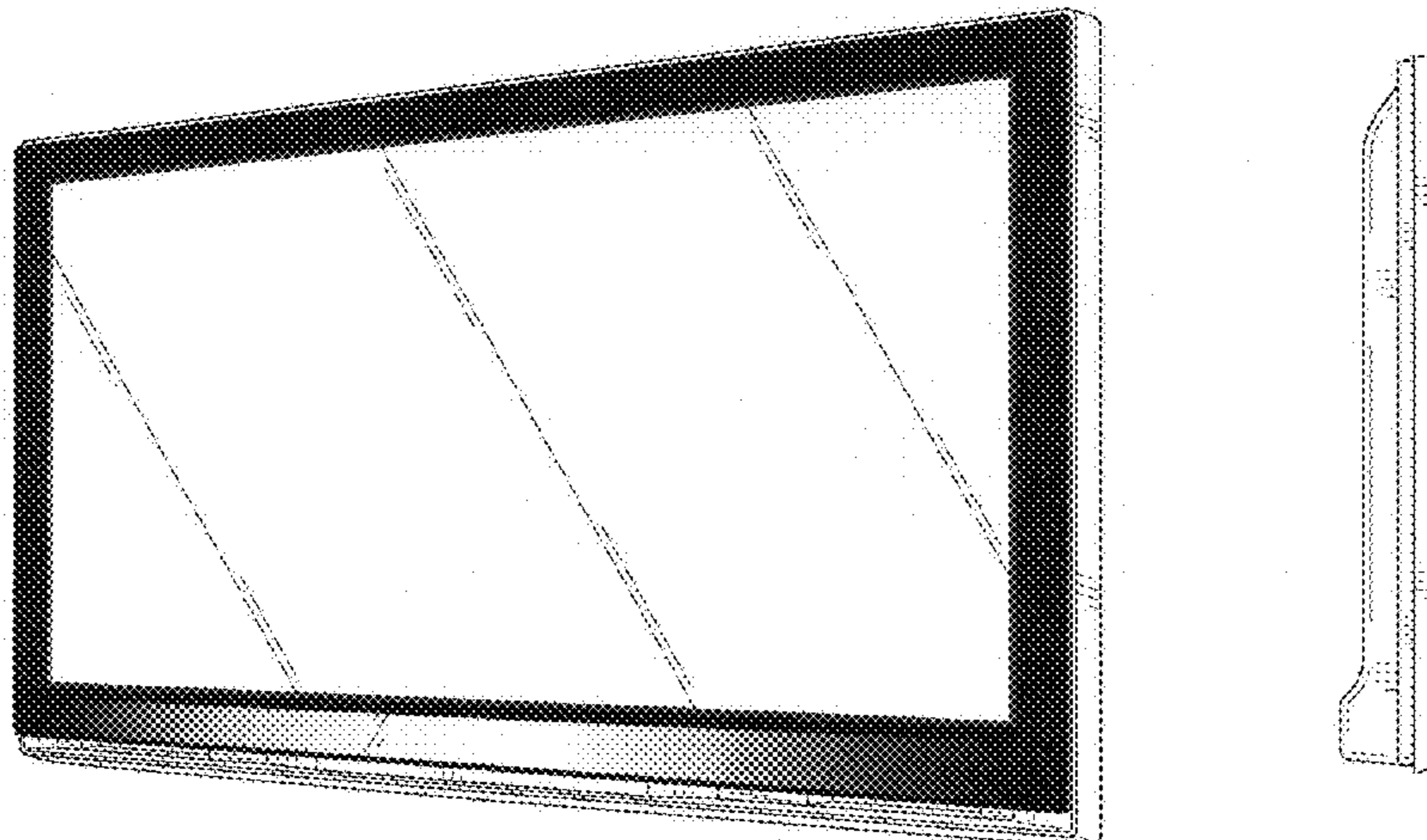
FIG. 11 is a cross-section view taken along the line 11-11 of FIG. 2; and,

FIG. 12 is a cross-section view taken along the line 12-12 of FIG. 2.

In FIGS. 1, 2 and 4-7, color shown in the display margins is a part of the claimed design. Applicants disclaim any colors, contrasts or textures implied in the remaining parts of the design, including narrow strips located at the outermost of the display margins and the horizontal strip located at the bottom of the lower display margin shown in FIGS. 1, 2 and 4-7, by the background media, on which the design is printed or shown, as these form no part of the claimed design.

The oblique lines shown in the colored display margins in FIGS. 1 and 2 are surface shading to show the contour of the surfaces, and the lines themselves are not a part of the colored claimed design.

1 Claim, 4 Drawing Sheets
(2 of 4 Drawing Sheet(s) Filed in Color)



US D640,998 S

Page 2

U.S. PATENT DOCUMENTS

D588,082 S * 3/2009 Arai D14/126
D589,918 S * 4/2009 Arai et al. D14/126
D595,248 S * 6/2009 Fujii et al. D14/126
D620,908 S * 8/2010 Suzuki et al. D14/126

FOREIGN PATENT DOCUMENTS

JP D1363996 6/2009
* cited by examiner

FIG. 1




FIG.2

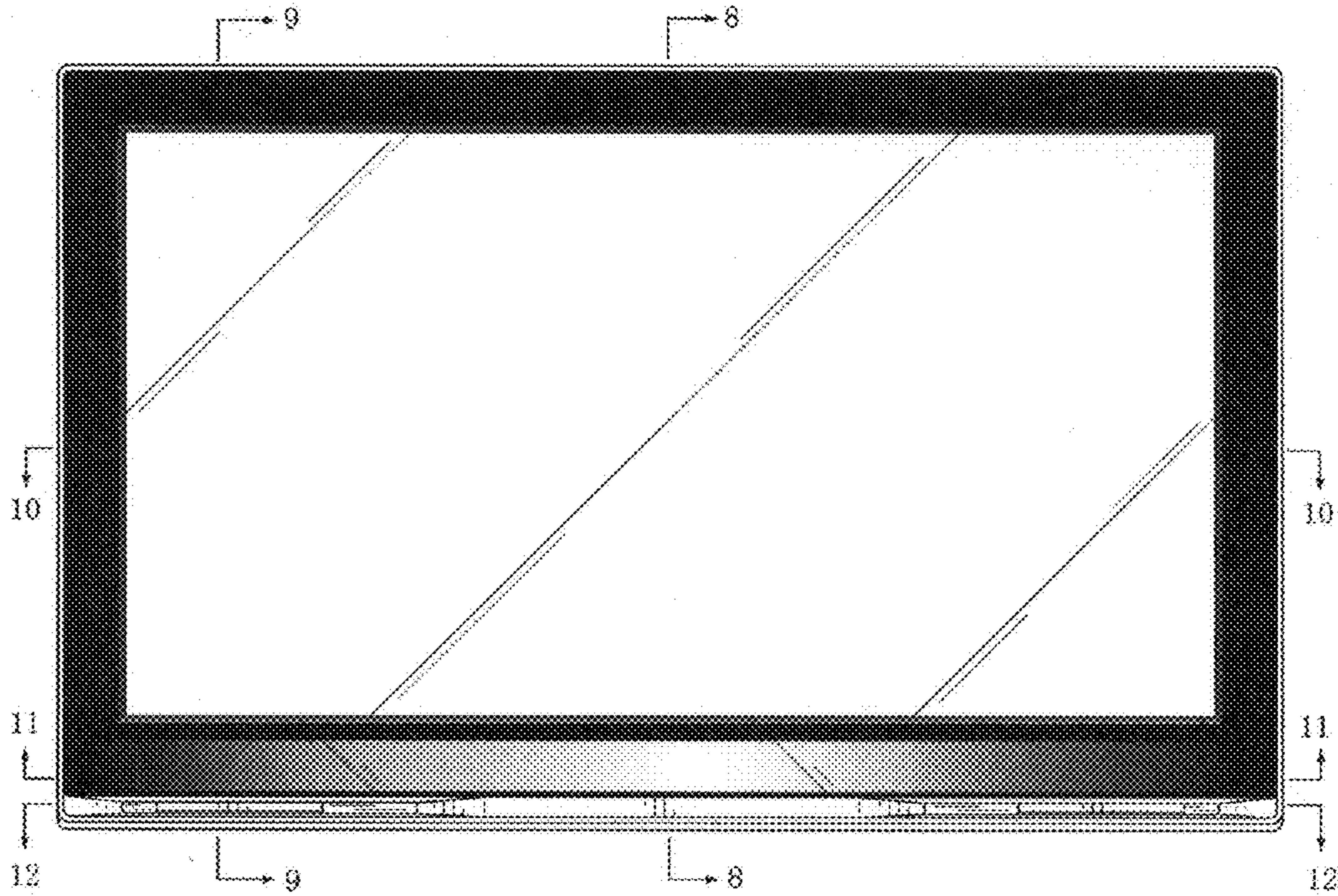


FIG.3

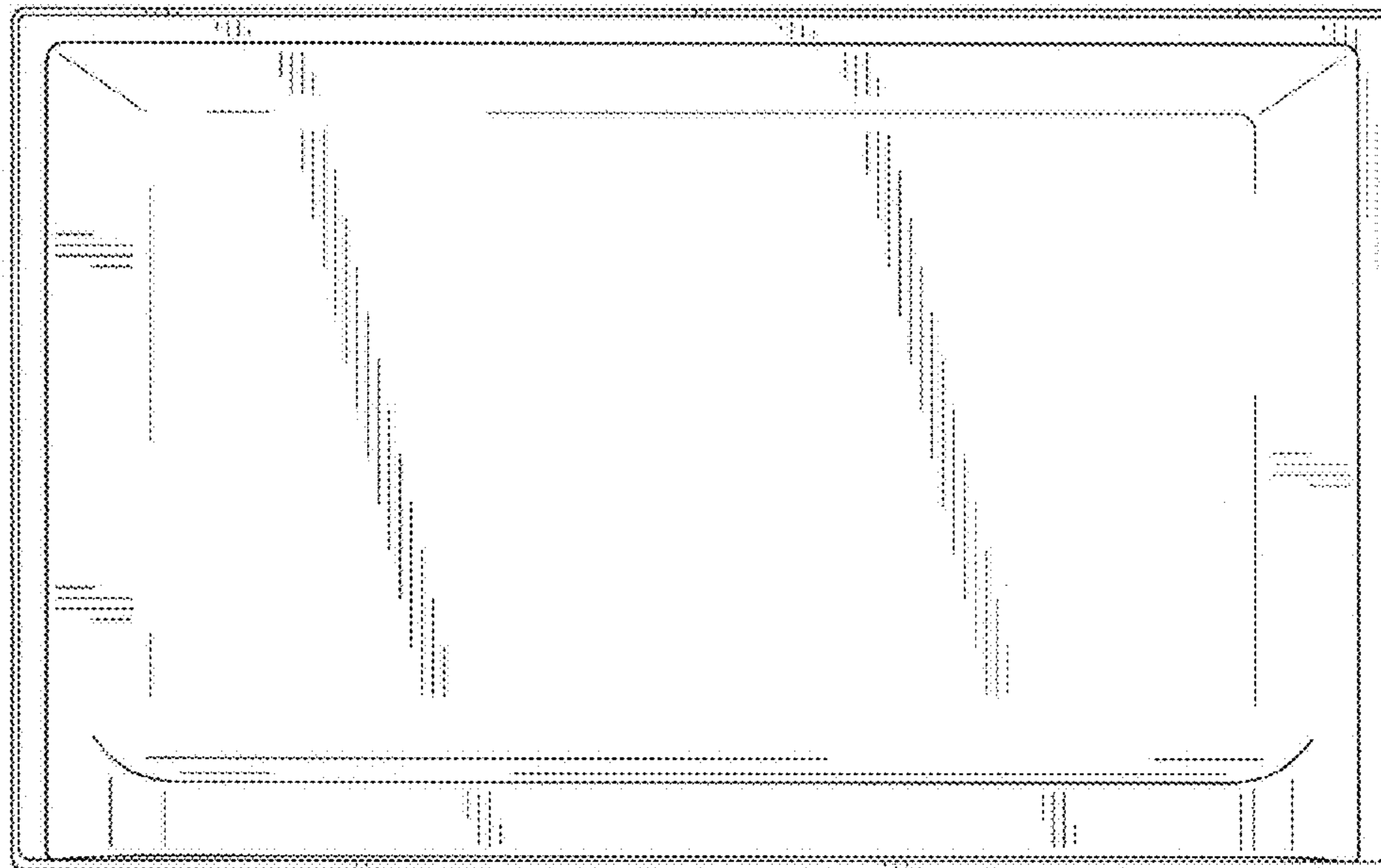


FIG.4




FIG.5




FIG.6




FIG.7

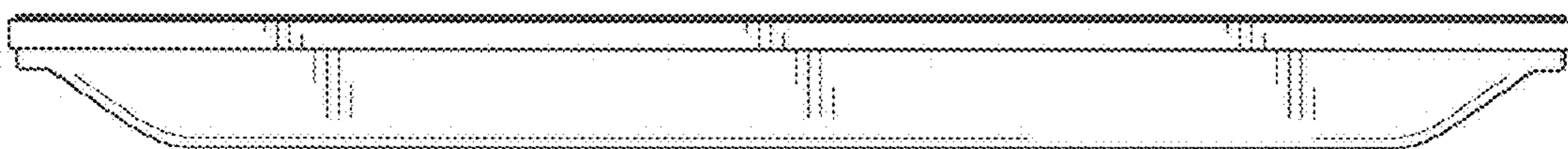


FIG.8




FIG.9




FIG.10




FIG.11




FIG.12

