



US00D640965S

(12) **United States Design Patent**  
**Hikita**

(10) **Patent No.:** **US D640,965 S**

(45) **Date of Patent:** **\*\* Jul. 5, 2011**

(54) **TIRE FOR MOTORCYCLE**

(75) Inventor: **Masahiro Hikita**, Hyogo (JP)

(73) Assignee: **The Goodyear Tire & Rubber Company**, Akron, OH (US)

(\*\*) Term: **14 Years**

(21) Appl. No.: **29/379,567**

(22) Filed: **Nov. 22, 2010**

(30) **Foreign Application Priority Data**

May 25, 2010 (JP) ..... 2010-012817

(51) **LOC (9) Cl.** ..... **12-15**

(52) **U.S. Cl.** ..... **D12/536; D12/571**

(58) **Field of Classification Search** ..... D12/533-544,  
D12/569-579, 510, 512; 152/209.1, 209.8-209.13,  
152/209.28, 455

See application file for complete search history.

(56) **References Cited**

**U.S. PATENT DOCUMENTS**

D254,665 S	4/1980	Sato et al.	.....	D12/136
D268,662 S	4/1983	Shirashoji	.....	D12/140
D282,059 S *	1/1986	Kojima et al.	.....	D12/571
D283,607 S *	4/1986	Hayakawa et al.	.....	D12/571
D284,460 S *	7/1986	Kojima et al.	.....	D12/571
D284,648 S *	7/1986	Babl et al.	.....	D12/536
D287,952 S *	1/1987	Kawajiri et al.	.....	D12/579
D289,150 S *	4/1987	Kawajiri et al.	.....	D12/571
D292,077 S	9/1987	Funahara	.....	D12/140
D301,851 S *	6/1989	Tomoda	.....	D12/571
D332,766 S *	1/1993	Marui	.....	D12/536
D340,424 S *	10/1993	Kawajiri	.....	D12/571
D355,150 S *	2/1995	Detzner et al.	.....	D12/536
D391,532 S	3/1998	Lo	.....	D12/140
D392,225 S	3/1998	Lo	.....	D12/140
D415,077 S *	10/1999	Tsai-Jen	.....	D12/536
D419,497 S	1/2000	Toyozawa	.....	D12/140
D419,925 S	2/2000	Toyozawa	.....	D12/140
D422,540 S	4/2000	Lo	.....	D12/140
D434,705 S	12/2000	Lo	.....	D12/140

D457,485 S	5/2002	Matsumura	.....	D12/571
D466,474 S	12/2002	Lo	.....	D12/571
D466,861 S	12/2002	Lo	.....	D12/571
D521,925 S	5/2006	Matsumura et al.	.....	D12/536
D521,926 S	5/2006	Matsumura et al.	.....	D12/536
D577,653 S	9/2008	Sueishi	.....	D12/512
D577,656 S	9/2008	Sueishi	.....	D12/536
D579,406 S	10/2008	Sueishi	.....	D12/536
D581,348 S	11/2008	Sueishi	.....	D12/536
D583,303 S	12/2008	Sueishi	.....	D12/536

(Continued)

*Primary Examiner* — Stacia Cadmus

(74) *Attorney, Agent, or Firm* — Richard B. O'Planick

(57) **CLAIM**

The ornamental design for a tire for motorcycle, as shown and described.

**DESCRIPTION**

FIG. 1 is a perspective view of a tire for motorcycle showing my new design, it being understood that the pattern repeats uniformly throughout the circumference of the tread;

FIG. 2 is a front elevational view thereof;

FIG. 3 is a right side elevational view thereof; the opposite side elevational view being identical thereto;

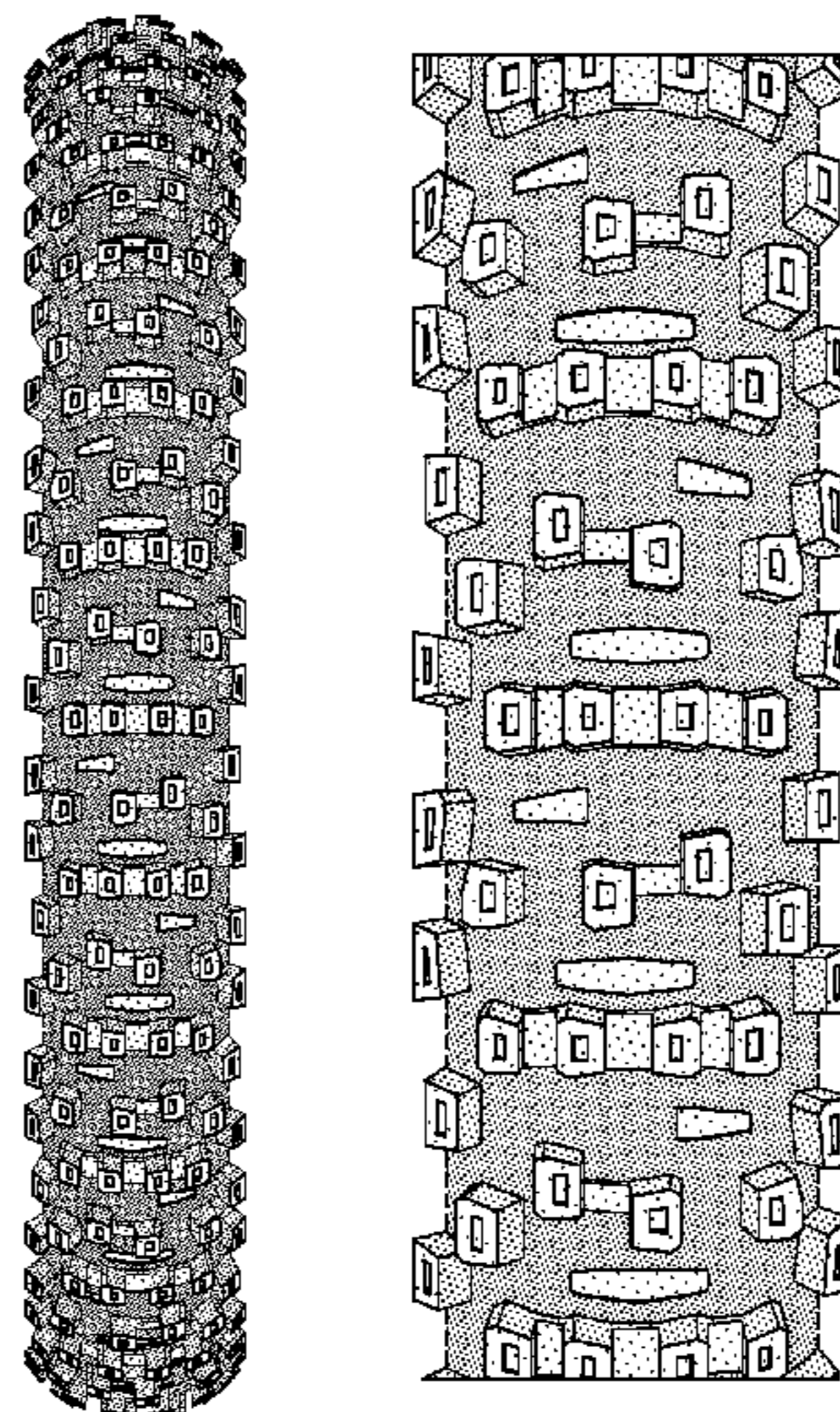
FIG. 4 is an enlarged fragmentary front elevational view thereof;

FIG. 5 is a perspective view of a second embodiment of a tire for motorcycle showing my new design, it being understood that the pattern repeats uniformly throughout the circumference of the tread and that the opposite side view is identical thereto; and,

FIG. 6 is a front elevational view of a second embodiment, it being understood that an enlarged fragmentary view thereof would be substantially identical to that shown in FIG. 4, with the exception of the inclusion of the sidewall in solid lines.

In the drawings, the broken lines showing of the sidewall, inner bead and the peripheral boundary between the tire tread and the sidewall in FIGS. 1 through 4 depict environmental subject matter and form no part of the claimed design.

**1 Claim, 6 Drawing Sheets**



# US D640,965 S

Page 2

---

## U.S. PATENT DOCUMENTS

D584,678 S	1/2009	Sueishi .....	D12/536	D595,637 S	7/2009	Sueishi .....	D12/536
D585,015 S	1/2009	Sueishi .....	D12/536	D596,107 S	7/2009	Sueishi .....	D12/512
D592,587 S	5/2009	Sueishi .....	D12/536	D597,927 S	8/2009	Sueishi .....	D12/536
D593,933 S	6/2009	Sueishi .....	D12/536	D626,498 S *	11/2010	Rosignaud et al. ....	D12/536

\* cited by examiner



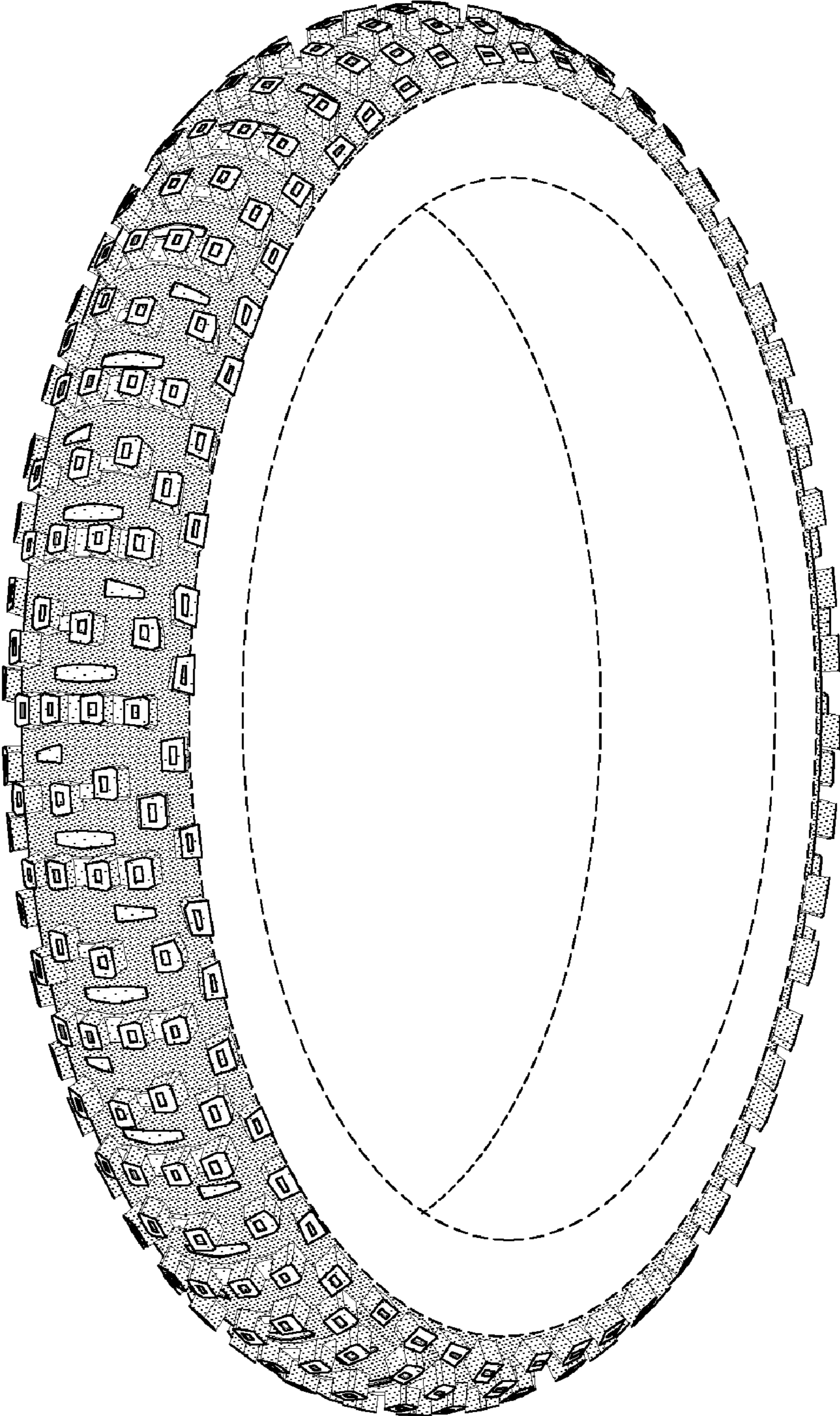


FIG-1

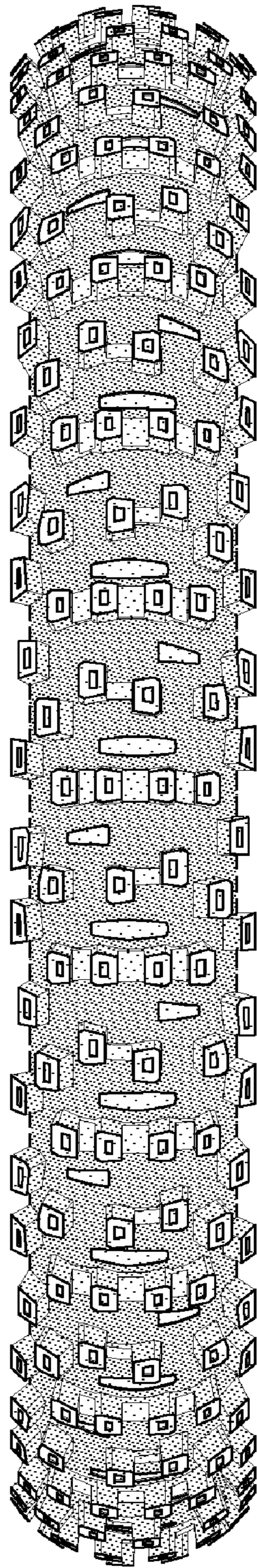


FIG-2

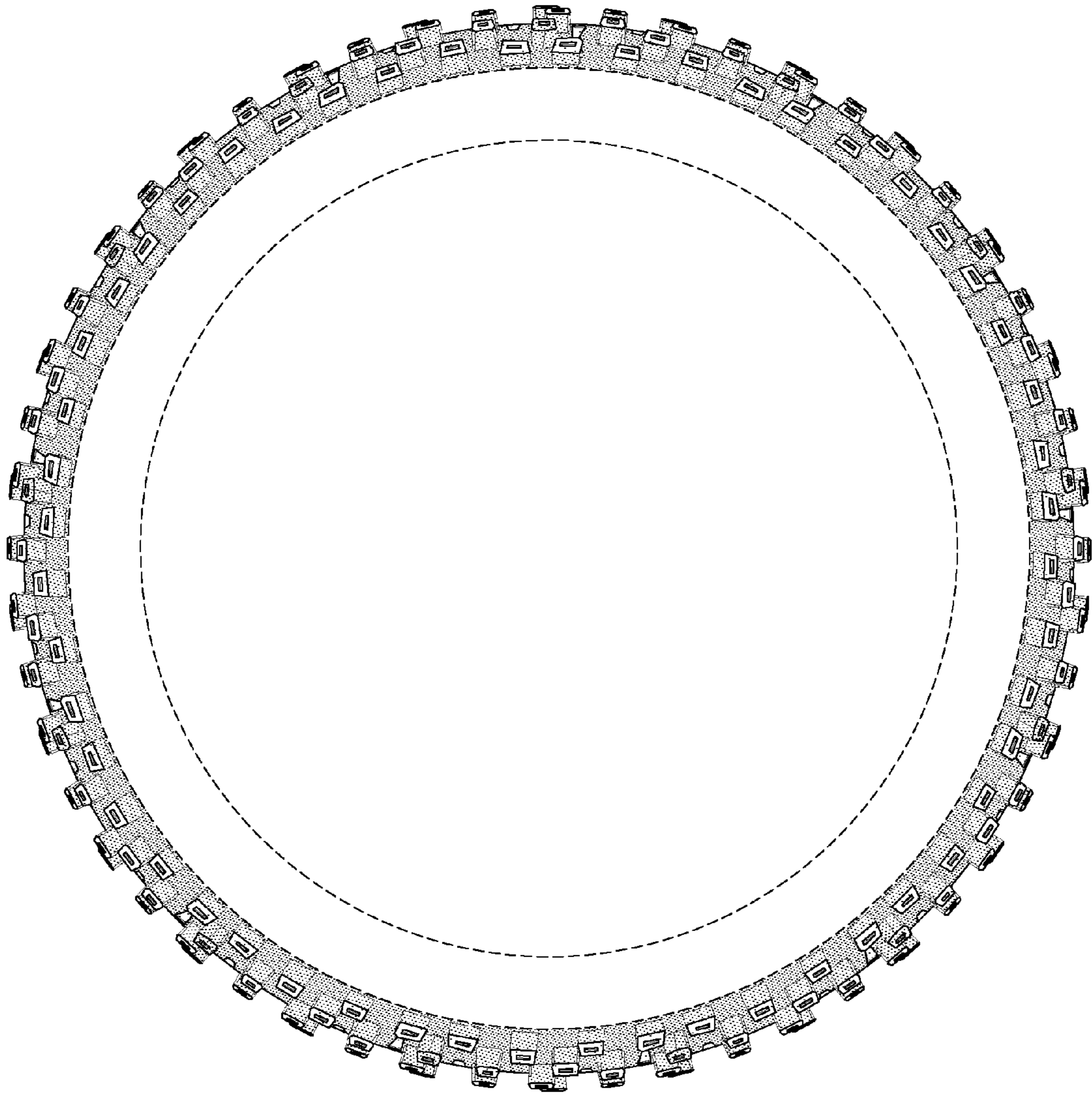


FIG-3



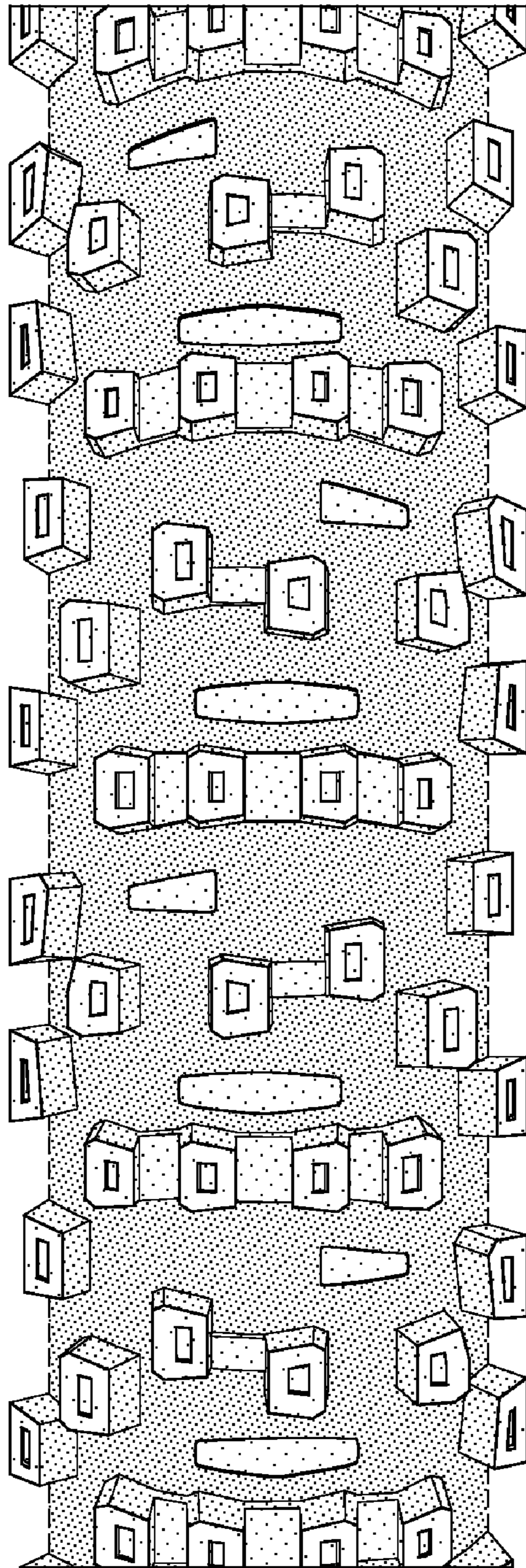


FIG-4

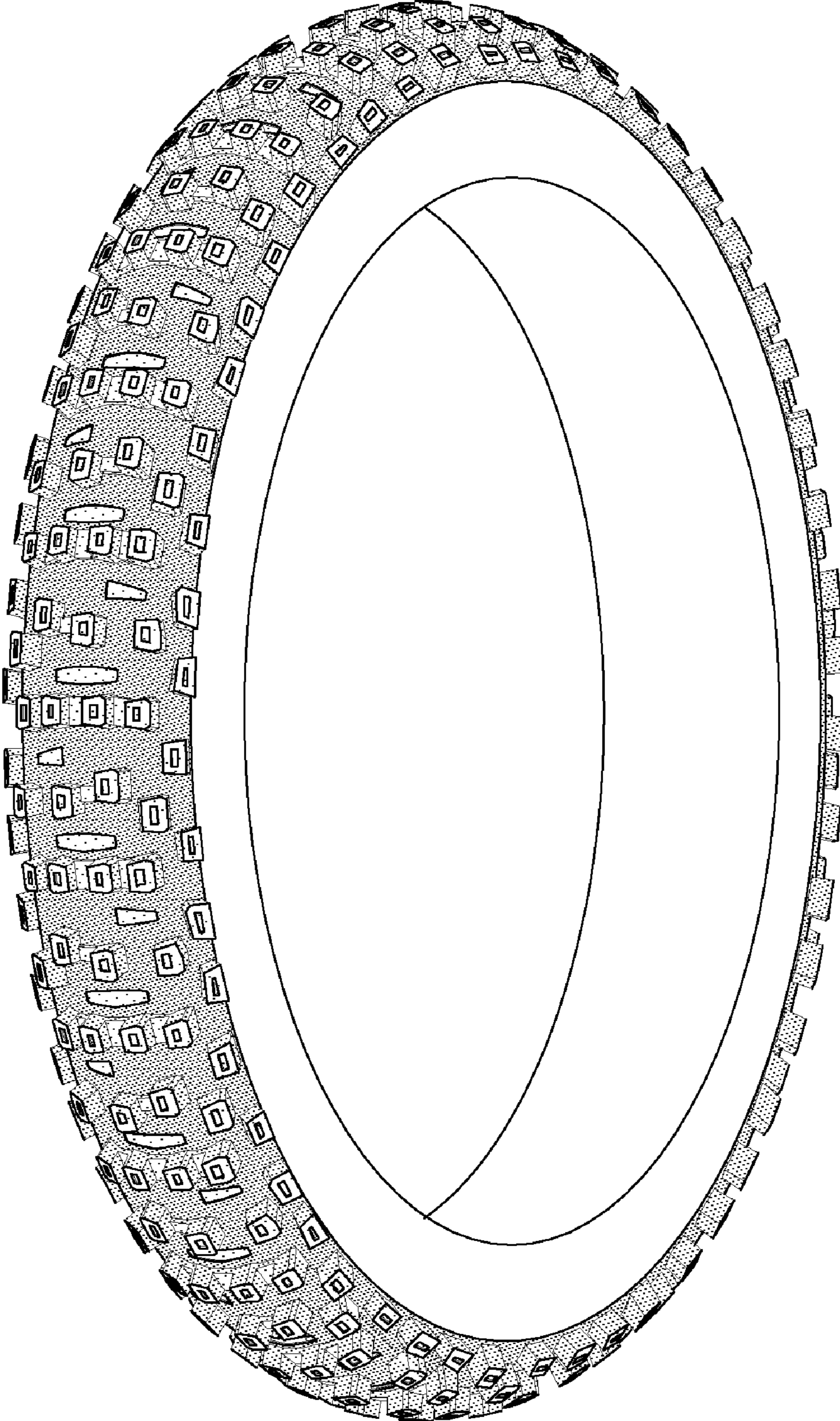


FIG-5

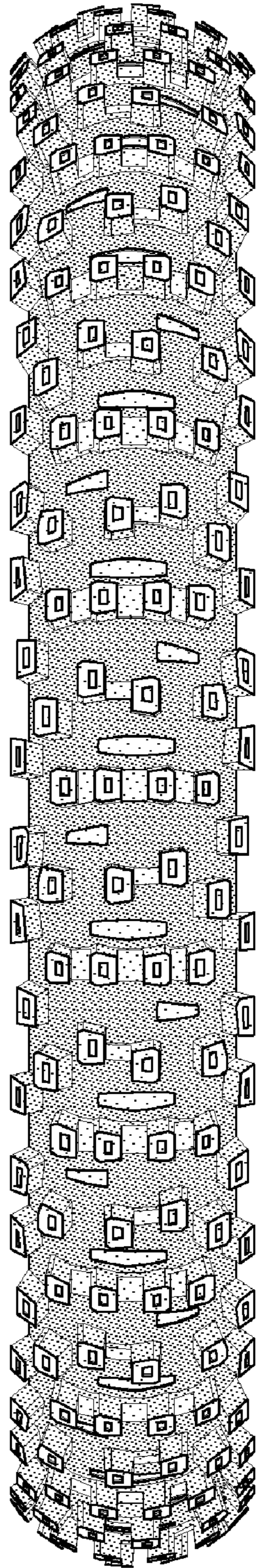


FIG-6