



US00D640943S

(12) **United States Design Patent**
Tucker

(10) **Patent No.:** **US D640,943 S**
(45) **Date of Patent:** **** Jul. 5, 2011**

(54) **QUILT FABRIC TEMPLATE**

(74) *Attorney, Agent, or Firm* — Stan Jones, Patents

(76) Inventor: **Deborah K. Tucker**, Cogan Station, PA
(US)

(57) **CLAIM**
The ornamental design for a quilt fabric template, as shown and described.

(**) Term: **14 Years**

DESCRIPTION

(21) Appl. No.: **29/372,190**

FIG. 1 is a top surface view of my quilt fabric template design showing both solid and dashed lines associated with placement marks and instructive numbers in whole and fractional symbols for the process of precisely cutting pieces of quilting fabric and wherein the solid and dashed lines are measuring and visual guides. The dashed lines are not for illustrative purposes, but rather indicate stitching in different size squares as a visual aid for a quilter using my quilt fabric template invention;

(22) Filed: **Oct. 26, 2010**

FIG. 2 is a right side edge view of my quilt fabric template design, with the left side edge view being the same;

(51) **LOC (9) Cl.** **10-04**

(52) **U.S. Cl.** **D10/64**

(58) **Field of Classification Search** D10/64;
33/562-566; 493/51, 56, 84, 86, 88, 90,
493/93, 114, 115, 186, 187, 210, 217, 218,
493/221, 223, 227, 228, 231, 240
See application file for complete search history.

FIG. 3 is a bottom edge view of my quilt fabric template with the top edge view being the same; and,

(56) **References Cited**

U.S. PATENT DOCUMENTS

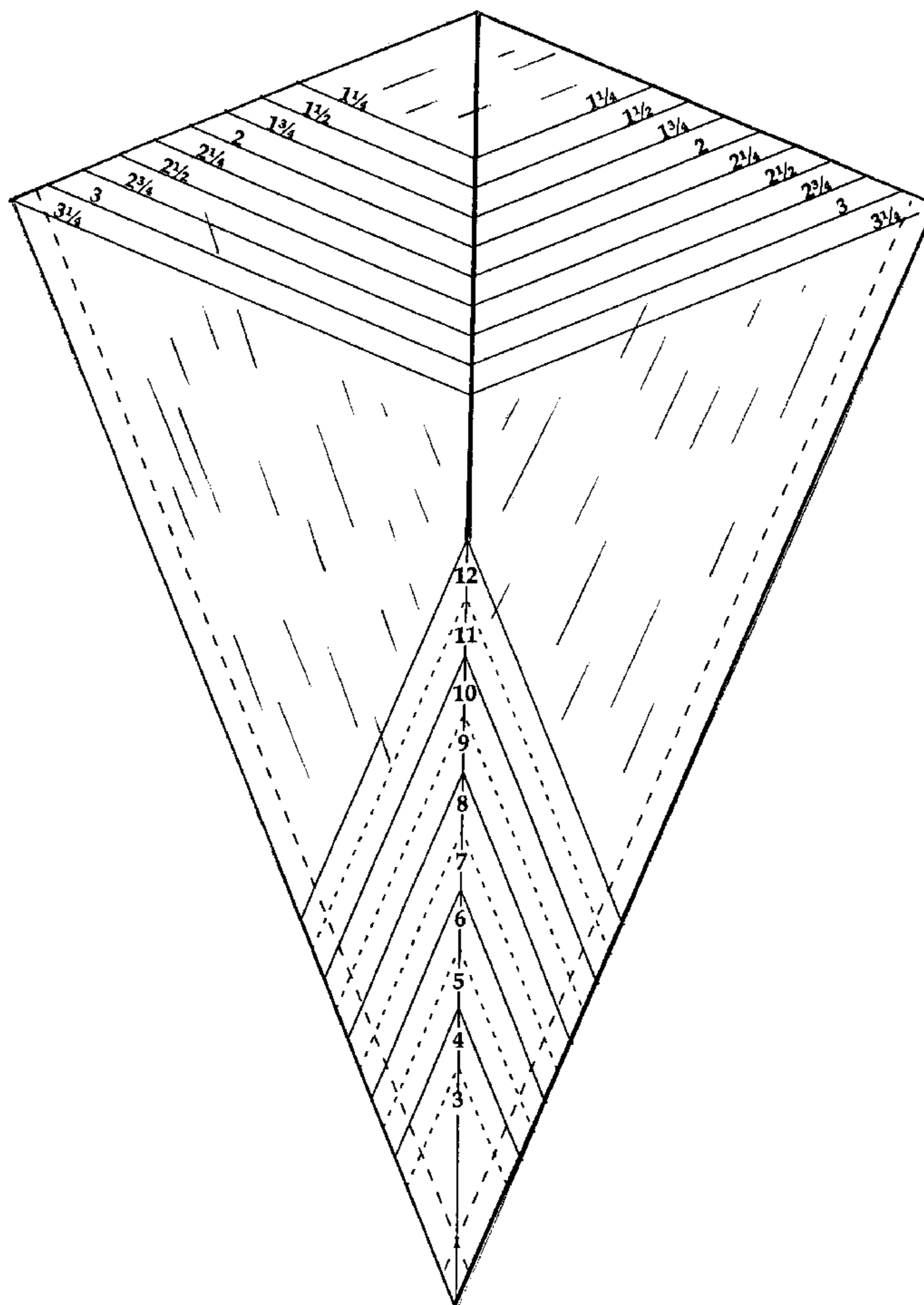
4,490,916 A * 1/1985 Blum D10/64

* cited by examiner

FIG. 4 is a bottom surface view of my quilt template design showing the top surface guidance numbers in reverse when viewed through the clear acrylic. Otherwise the bottom view is flat and unornamented.

Primary Examiner — Antoine D Davis

1 Claim, 2 Drawing Sheets



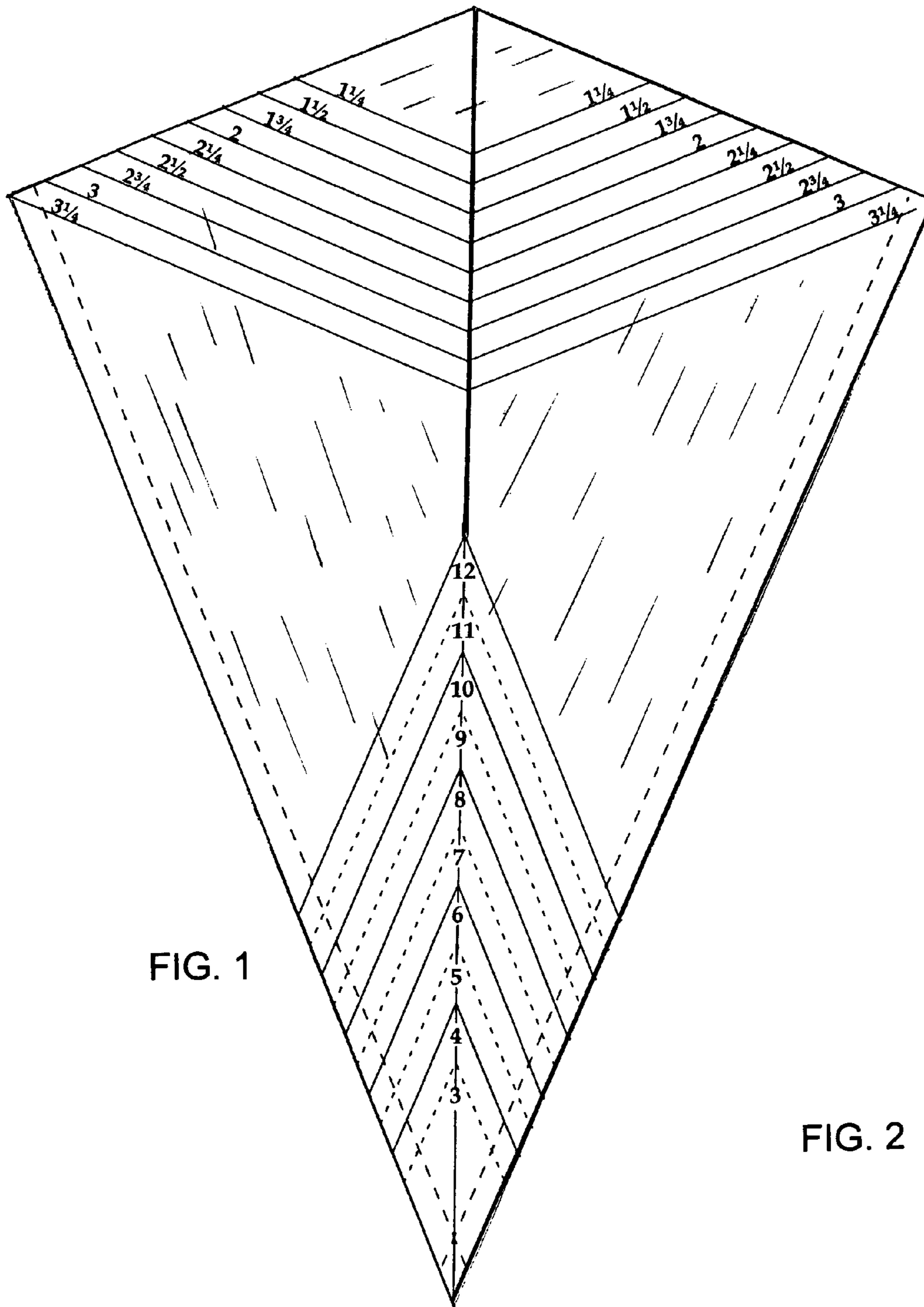
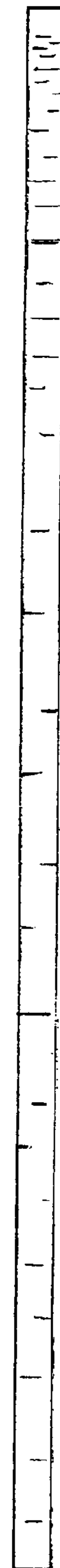


FIG. 1

FIG. 2

FIG. 3



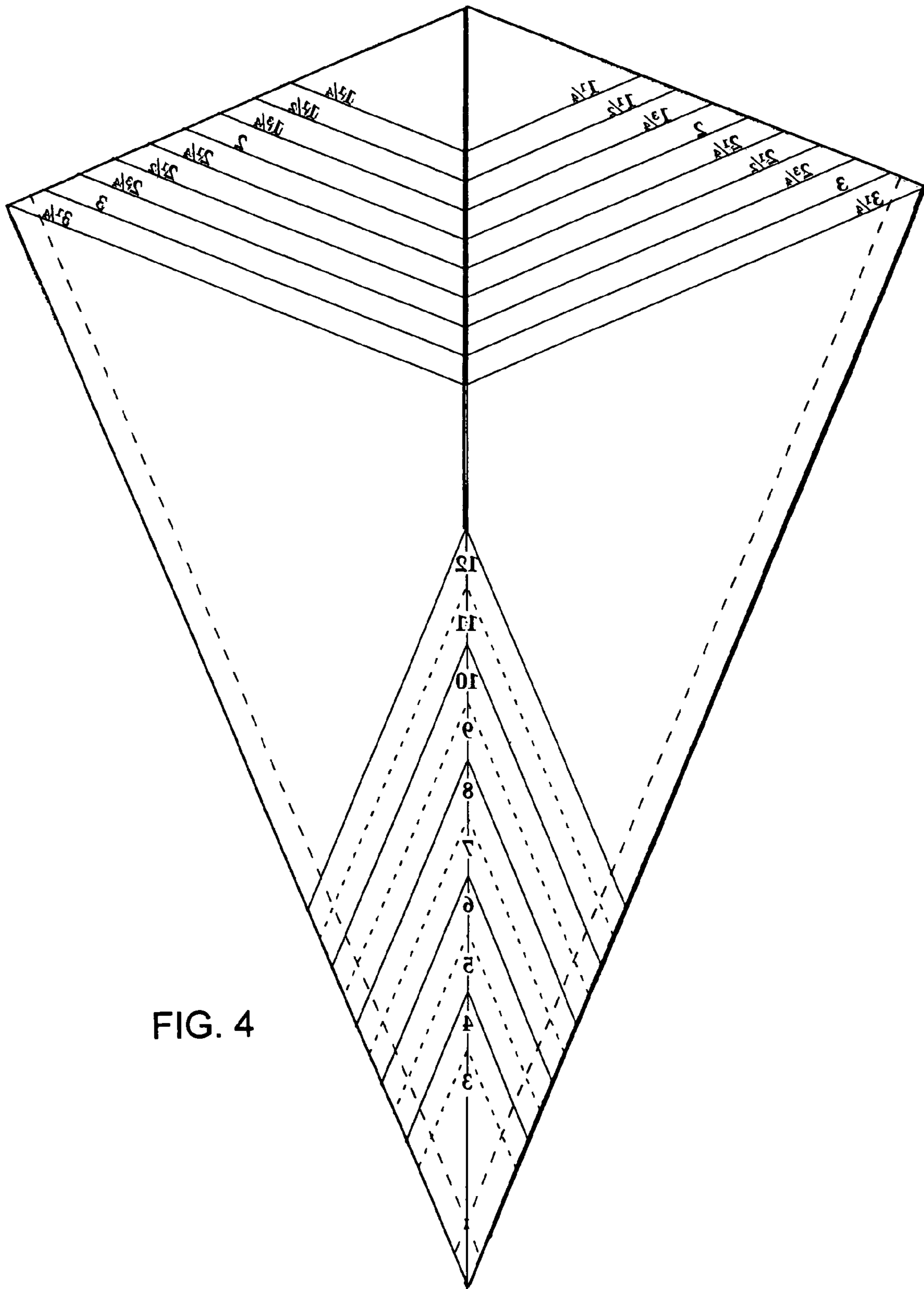


FIG. 4