



US00D640926S

(12) **United States Design Patent**
Turchi et al.

(10) **Patent No.:** **US D640,926 S**
(45) **Date of Patent:** **** Jul. 5, 2011**

(54) **CONTAINER**

(75) Inventors: **Mario Alexander Turchi**, Tenafly, NJ (US); **Josh Hartl**, Bloomfield, NJ (US); **Robert Clauson**, Wayne, NJ (US)

(73) Assignee: **Reckitt Benckiser Inc.**, Parsippany, NJ (US)

(**) Term: **14 Years**

(21) Appl. No.: **29/366,484**

(22) Filed: **Jul. 26, 2010**

(51) **LOC (9) Cl.** **09-01**

(52) **U.S. Cl.** **D9/529; D9/539**

(58) **Field of Classification Search** D9/414,
D9/424, 430, 432, 434, 435, 516, 529, 530,
D9/537-543, 551, 558-560, 564, 573-575;
215/381-385; 220/660, 662, 669
See application file for complete search history.

(56) **References Cited**

U.S. PATENT DOCUMENTS

D407,974 S * 4/1999 Zimmer et al. D9/428
D505,331 S * 5/2005 Lane et al. D9/542

D584,145 S * 1/2009 Young D9/435
D600,131 S * 9/2009 Perry et al. D9/543
D613,609 S * 4/2010 Pok et al. D9/529
D614,949 S * 5/2010 Schmidt D9/424
D623,064 S * 9/2010 Salmon et al. D9/524

* cited by examiner

Primary Examiner — Stella Reid

Assistant Examiner — Keli L Hill

(74) *Attorney, Agent, or Firm* — Norris McLaughlin & Marcus, P.A.

(57) **CLAIM**

The ornamental design for a container, as shown and described.

DESCRIPTION

FIG. 1 is a front perspective view of a first embodiment of our container;
FIG. 2 is a top plan view thereof;
FIG. 3 is a front elevational view thereof;
FIG. 4 is a rear elevational view thereof;
FIG. 5 is a bottom plan view thereof;
FIG. 6 is a left side elevational view thereof; and,
FIG. 7 is a right side elevational view thereof.

1 Claim, 4 Drawing Sheets




FIG. 1




FIG. 2

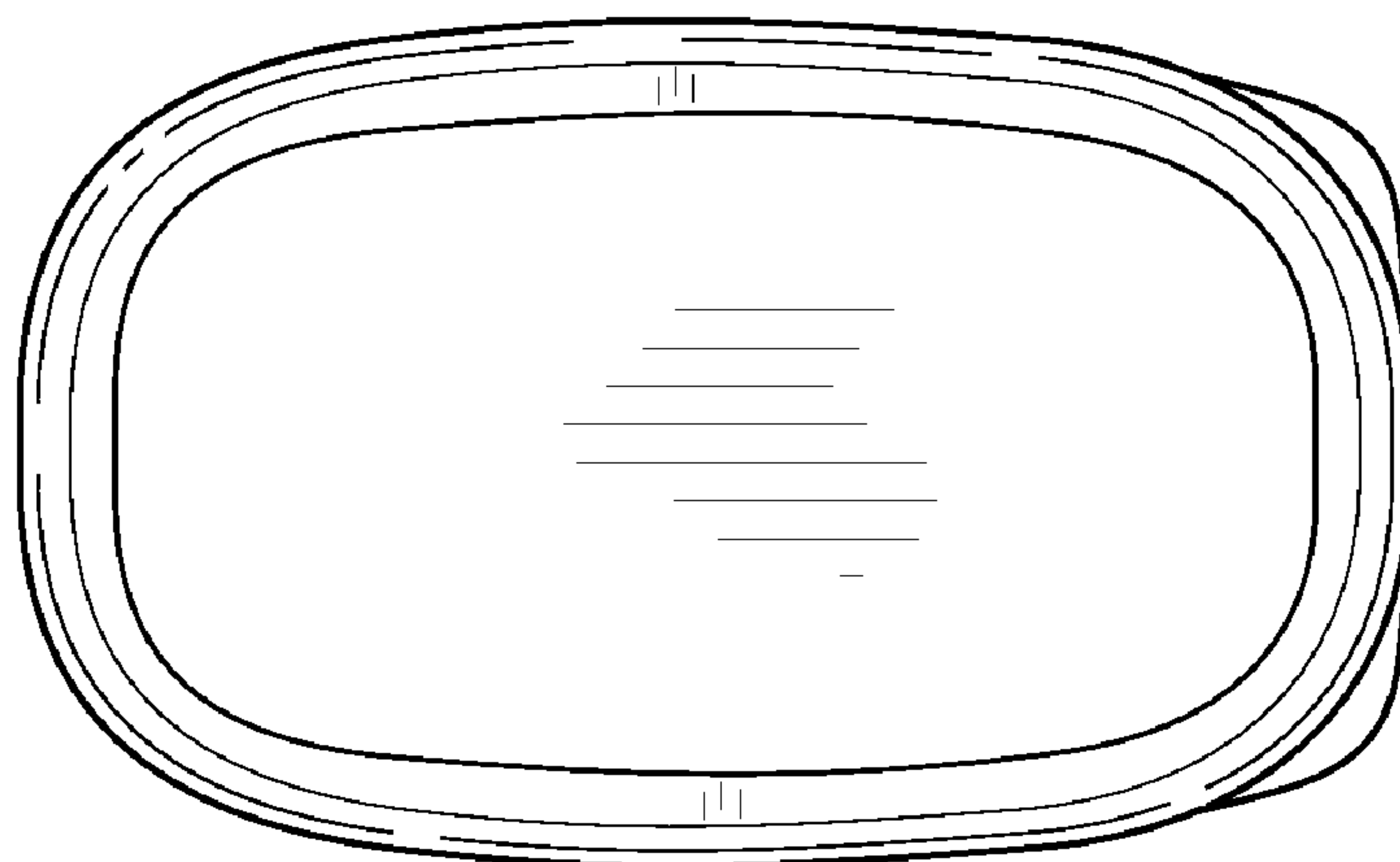


FIG. 3




FIG. 4




FIG. 5




FIG. 6

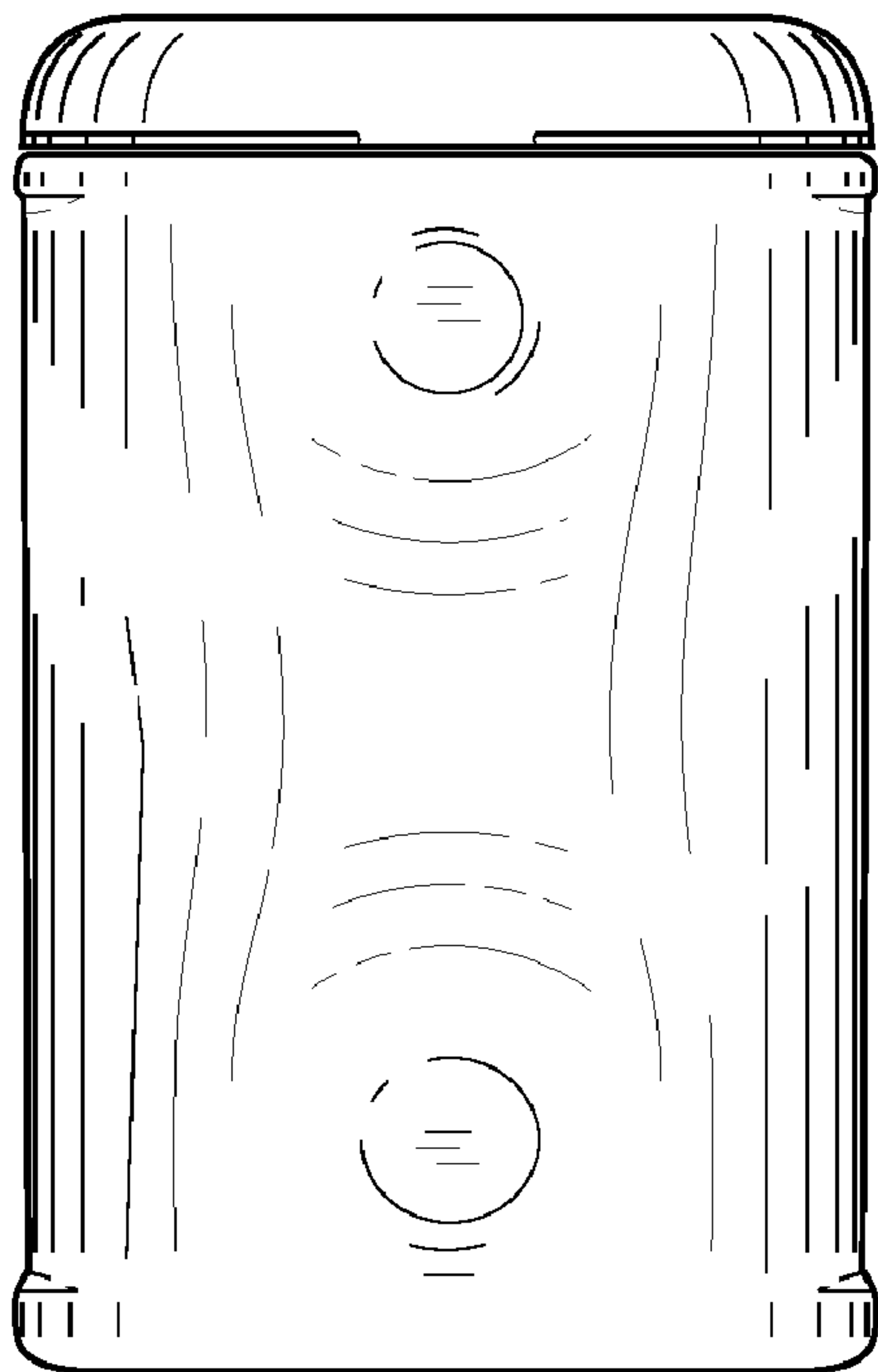


FIG. 7

