



US00D640914S

(12) **United States Design Patent**
Hsieh et al.

(10) **Patent No.:** **US D640,914 S**

(45) **Date of Patent:** **** Jul. 5, 2011**

(54) **SPRING**

(75) Inventors: **Chung-Cheng Hsieh**, Taipei Hsien (TW); **Li-Ping Chen**, Taipei Hsien (TW)

(73) Assignee: **Hon Hai Precision Industry Co., Ltd.**, Tu-Cheng, New Taipei (TW)

(**) Term: **14 Years**

(21) Appl. No.: **29/375,766**

(22) Filed: **Sep. 27, 2010**

(51) **LOC (9) Cl.** **08-05**

(52) **U.S. Cl.** **D8/356**

(58) **Field of Classification Search** D8/349, D8/351-353, 356; D6/316, 504, 503, 491, D6/329; D12/159; 267/167; 5/248, 269; D14/305, 432, 439

See application file for complete search history.

(56) **References Cited**

U.S. PATENT DOCUMENTS

2,520,818	A *	8/1950	Terry	248/153
2,779,647	A *	1/1957	Hamm	277/481
3,468,527	A *	9/1969	Mather	267/167
D251,642	S *	4/1979	Ramsey	D6/504

D277,952	S *	3/1985	Nakano et al.	D12/159
D279,370	S *	6/1985	Ballew	D12/159
D289,121	S *	4/1987	Sasaki	D6/504
4,951,361	A *	8/1990	Stephens, Jr.	24/3.6
D409,024	S *	5/1999	Wagner et al.	D6/504
5,909,791	A *	6/1999	DiStefano	192/223.4
6,233,760	B1 *	5/2001	Cavazos	5/248
6,375,174	B2 *	4/2002	Hasegawa et al.	267/167
D525,838	S *	8/2006	Weiser et al.	D8/1

* cited by examiner

Primary Examiner — Cynthia Underwood

(74) *Attorney, Agent, or Firm* — D. Austin Bonderer

(57) **CLAIM**

The ornamental design for a spring, as shown and described.

DESCRIPTION

FIG. 1 is a perspective view of the spring showing our new design;

FIG. 2 is a front elevational view thereof;

FIG. 3 is a rear elevational view thereof;

FIG. 4 is a left side elevational view thereof;

FIG. 5 is a right side elevational view thereof;

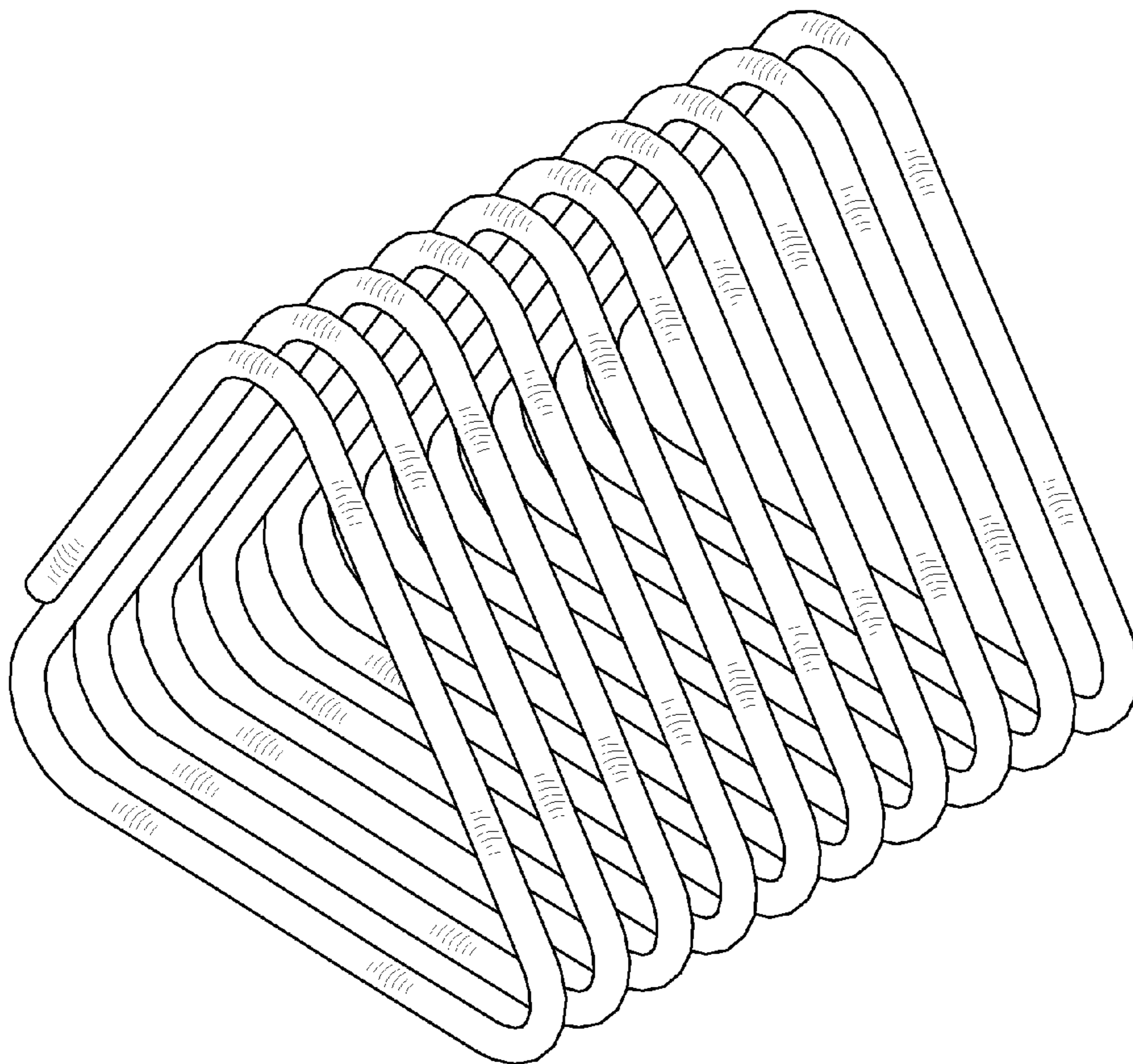
FIG. 6 is a top plan view thereof; and,

FIG. 7 is a bottom plan view thereof.

The spring intended to be used in a computer host or a server.

The spring can be used to enclose a cable therein to keep the cable situated in the computer host or server.

1 Claim, 7 Drawing Sheets



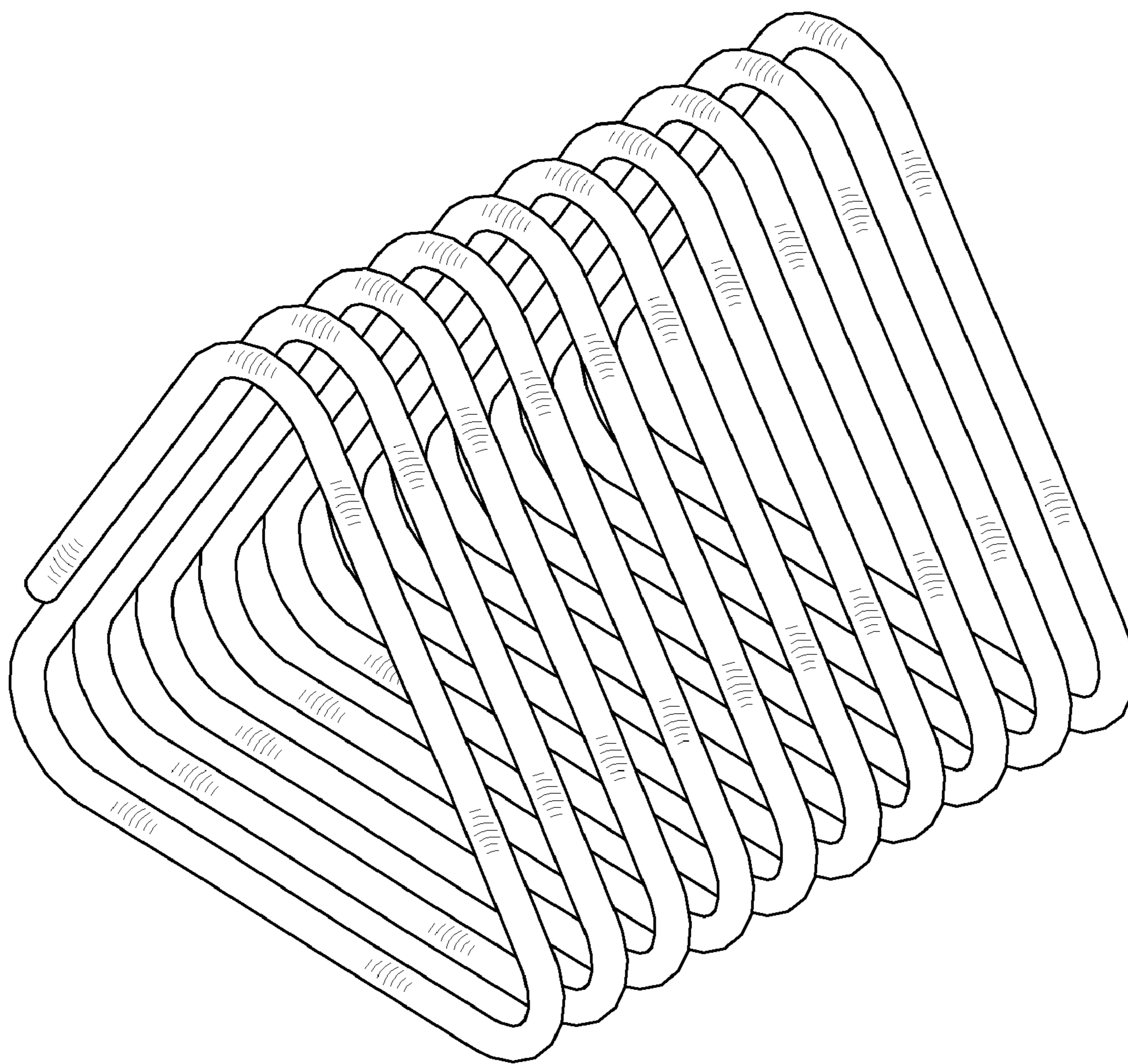


FIG. 1

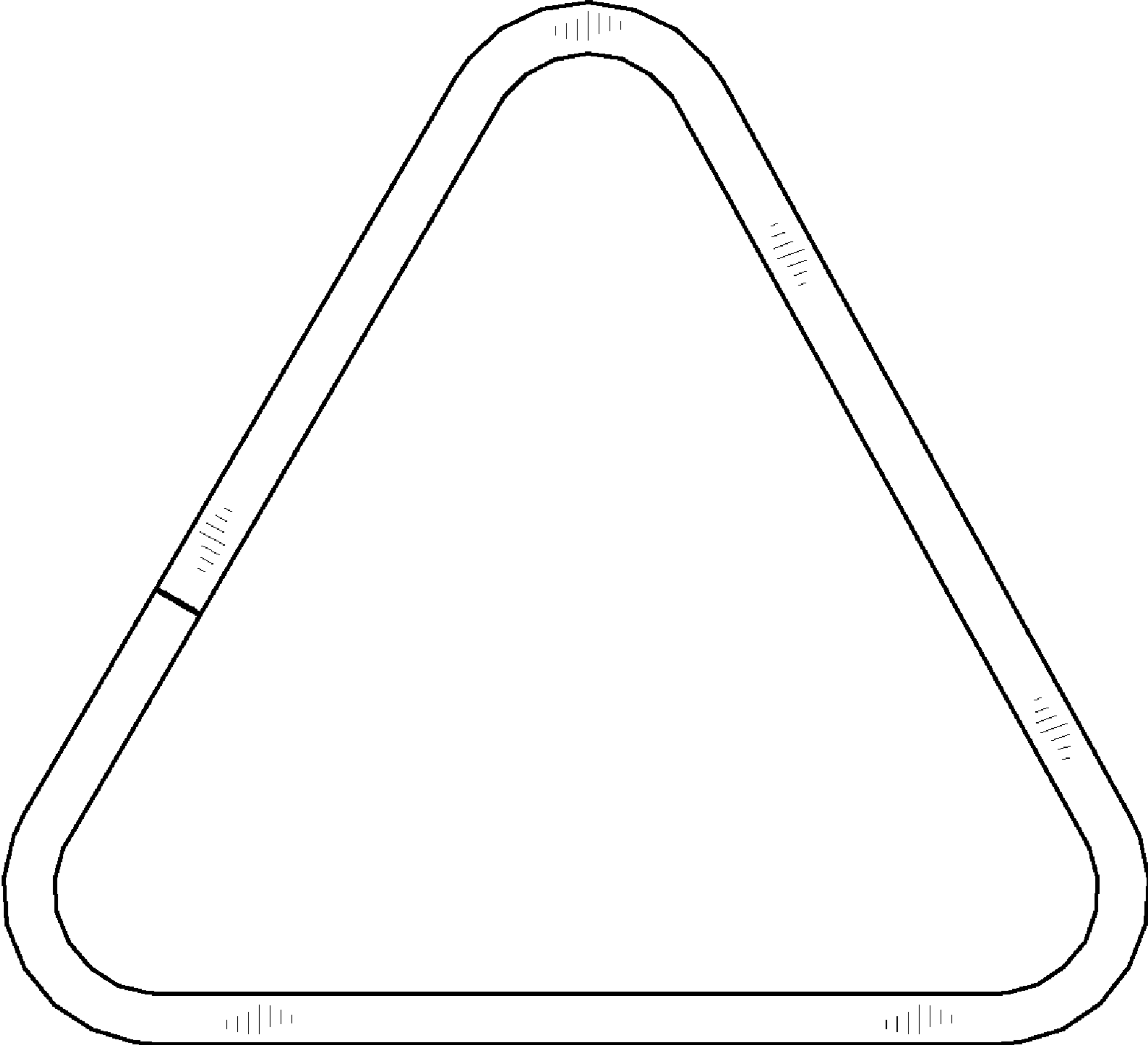


FIG. 2

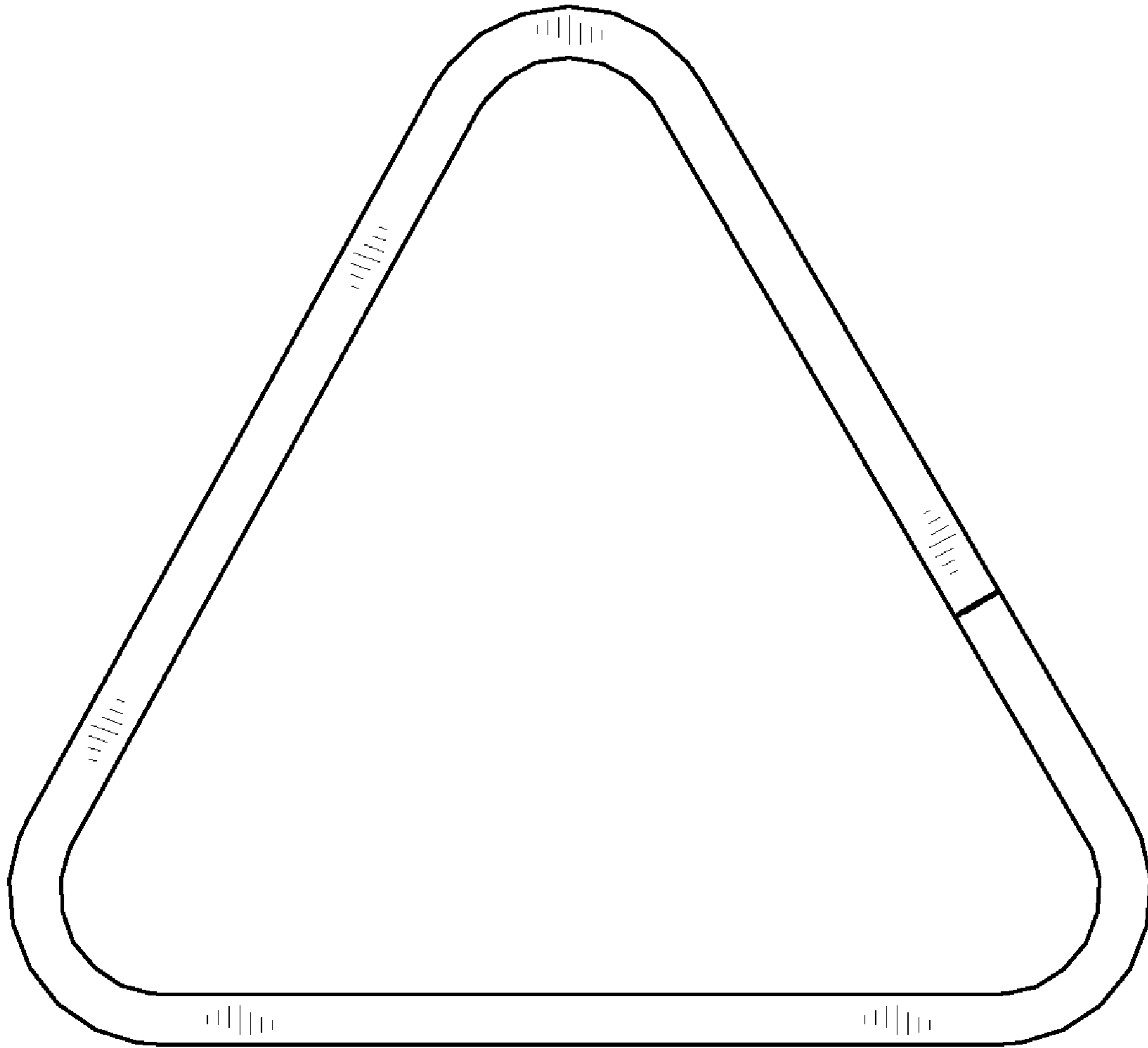


FIG. 3




FIG. 4




FIG. 5




FIG. 6




FIG. 7