



US00D640892S

(12) **United States Design Patent**
Lam

(10) **Patent No.:** **US D640,892 S**

(45) **Date of Patent:** **** Jul. 5, 2011**

(54) **FOOTBALL SHAPED POPCORN MAKER**

(76) **Inventor:** **Paul Wood Yik Lam, Hong Kong (HK)**

(**) **Term:** **14 Years**

(21) **Appl. No.:** **29/318,059**

(22) **Filed:** **May 13, 2008**

(51) **LOC (9) Cl.** **31-00**

(52) **U.S. Cl.** **D7/325**

(58) **Field of Classification Search** D3/271.9;
D7/308, 323, 325, 332, 354-361, 512, 589,
D7/604, 606, 703; D10/6; D14/232; D20/3,
D20/7, 29; D28/67; D99/37; 62/400; 194/255,
194/296-297; 220/252

See application file for complete search history.

(56) **References Cited**

U.S. PATENT DOCUMENTS

D40,144	S	*	7/1909	Clungeon	D20/29
1,414,502	A	*	5/1922	Case	194/255
1,441,438	A	*	1/1923	Leonhardt	194/297
1,626,544	A	*	4/1927	Lorant	62/400
D229,387	S	*	11/1973	Gruber	D7/308
3,810,535	A	*	5/1974	Phipps	194/296
D243,648	S	*	3/1977	Conroy	D7/703
D271,173	S	*	11/1983	Keshishian	D7/604
D279,643	S	*	7/1985	Jensen	D7/589
D304,262	S	*	10/1989	Mays	D3/271.9
D333,681	S	*	3/1993	Stern	D20/7
D357,386	S	*	4/1995	Jones	D7/606
D367,339	S	*	2/1996	Dunn	D28/67
D367,546	S	*	2/1996	Dunn	D28/67
D367,547	S	*	2/1996	Dunn	D28/67
D368,327	S	*	3/1996	Dunn	D28/67
D396,642	S	*	8/1998	Lai	D10/6
D418,514	S	*	1/2000	Adelaar	D14/232
D420,706	S	*	2/2000	Weatherby et al.	D20/7

D440,461	S	*	4/2001	Mak	D7/332
D461,097	S	*	8/2002	Nemirovsky	D7/515
D492,084	S	*	6/2004	Wilson	D99/37
D512,598	S	*	12/2005	Shore	D7/325
D532,826	S	*	11/2006	Gomez et al.	D20/3
D569,677	S	*	5/2008	Poon	D7/357

* cited by examiner

Primary Examiner — Ricky Pham

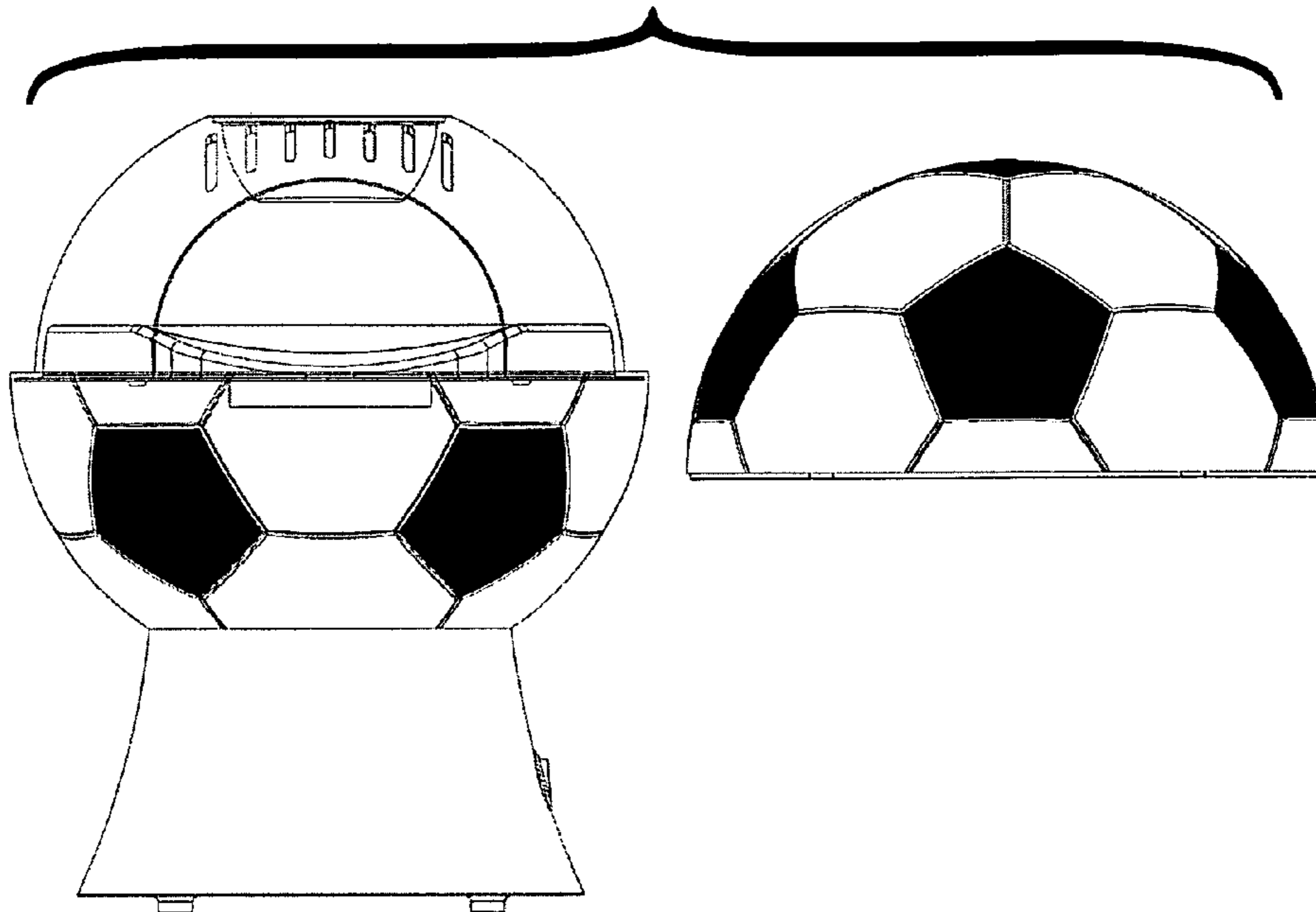
(57) **CLAIM**

The ornamental design for a football shaped popcorn maker, as shown and described.

DESCRIPTION

FIG. 1 is the front view of a football shaped popcorn maker showing my new design;
 FIG. 2 is the rear view thereof;
 FIG. 3 is the top view thereof;
 FIG. 4 is the bottom view thereof;
 FIG. 5 is the left view thereof;
 FIG. 6 is the right view thereof;
 FIG. 7 is an exploded front view thereof; shown with the top cover removed for ease of illustration;
 FIG. 8 is an exploded rear view thereof; shown with the top cover removed for ease of illustration;
 FIG. 9 is an exploded top view thereof; shown with the top cover removed for ease of illustration;
 FIG. 10 is an exploded bottom view thereof; shown with the top cover removed for ease of illustration;
 FIG. 11 is an exploded left view thereof; shown with the top cover removed for ease of illustration; and,
 FIG. 12 is an exploded right view thereof; shown with the top cover removed for ease of illustration.

1 Claim, 6 Drawing Sheets






FIG.1




FIG.2




FIG.3

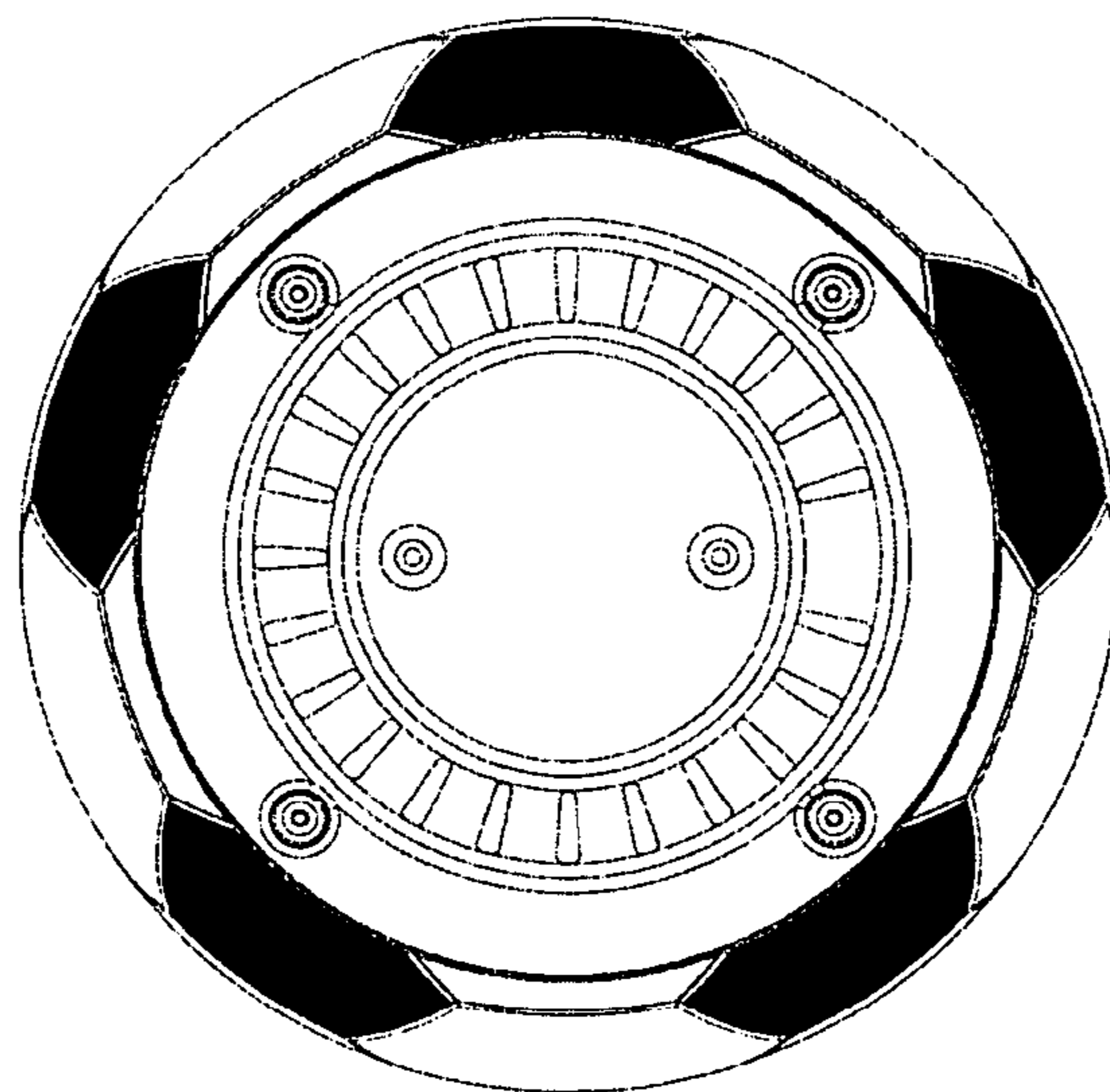


FIG.4




FIG. 5


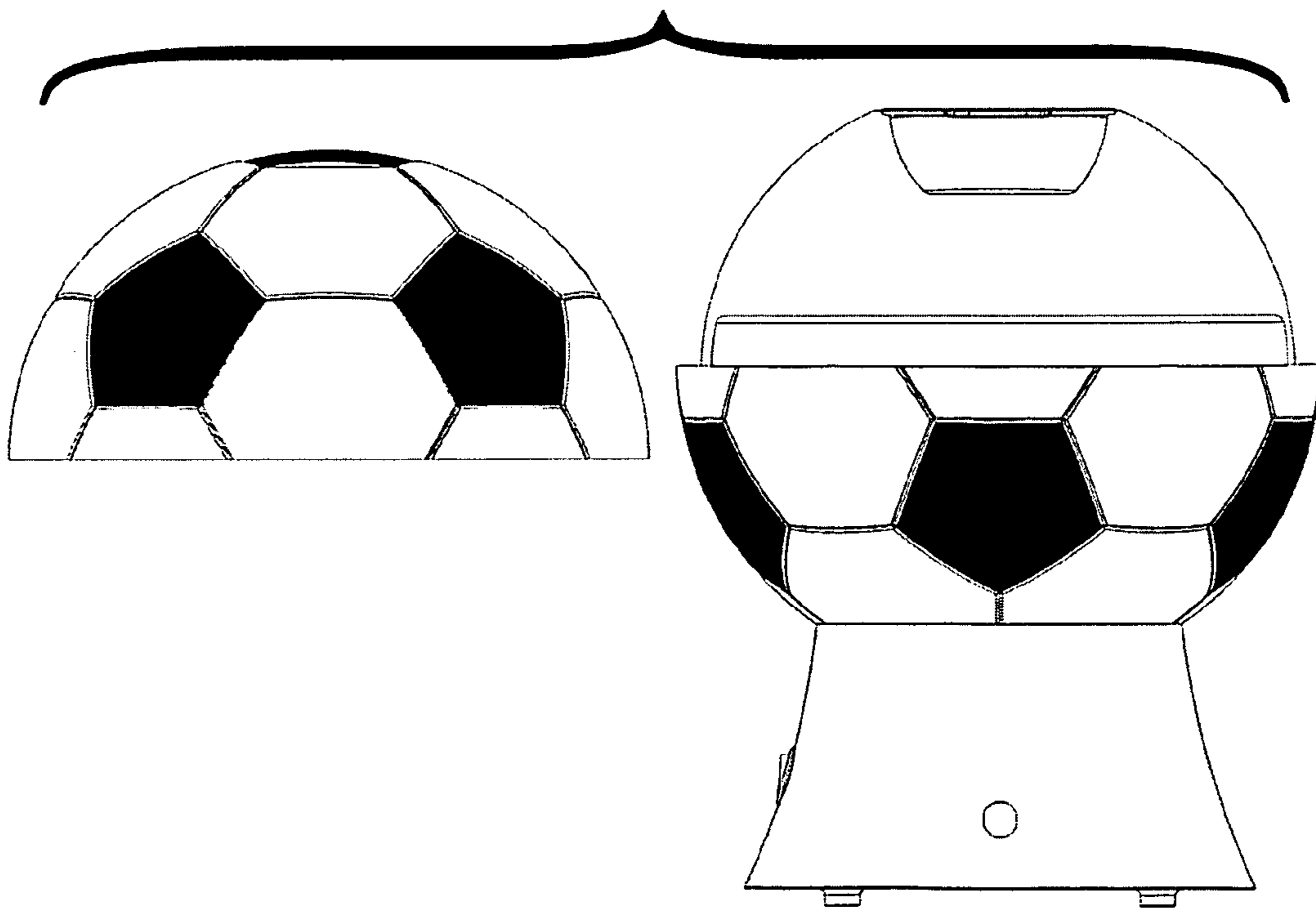
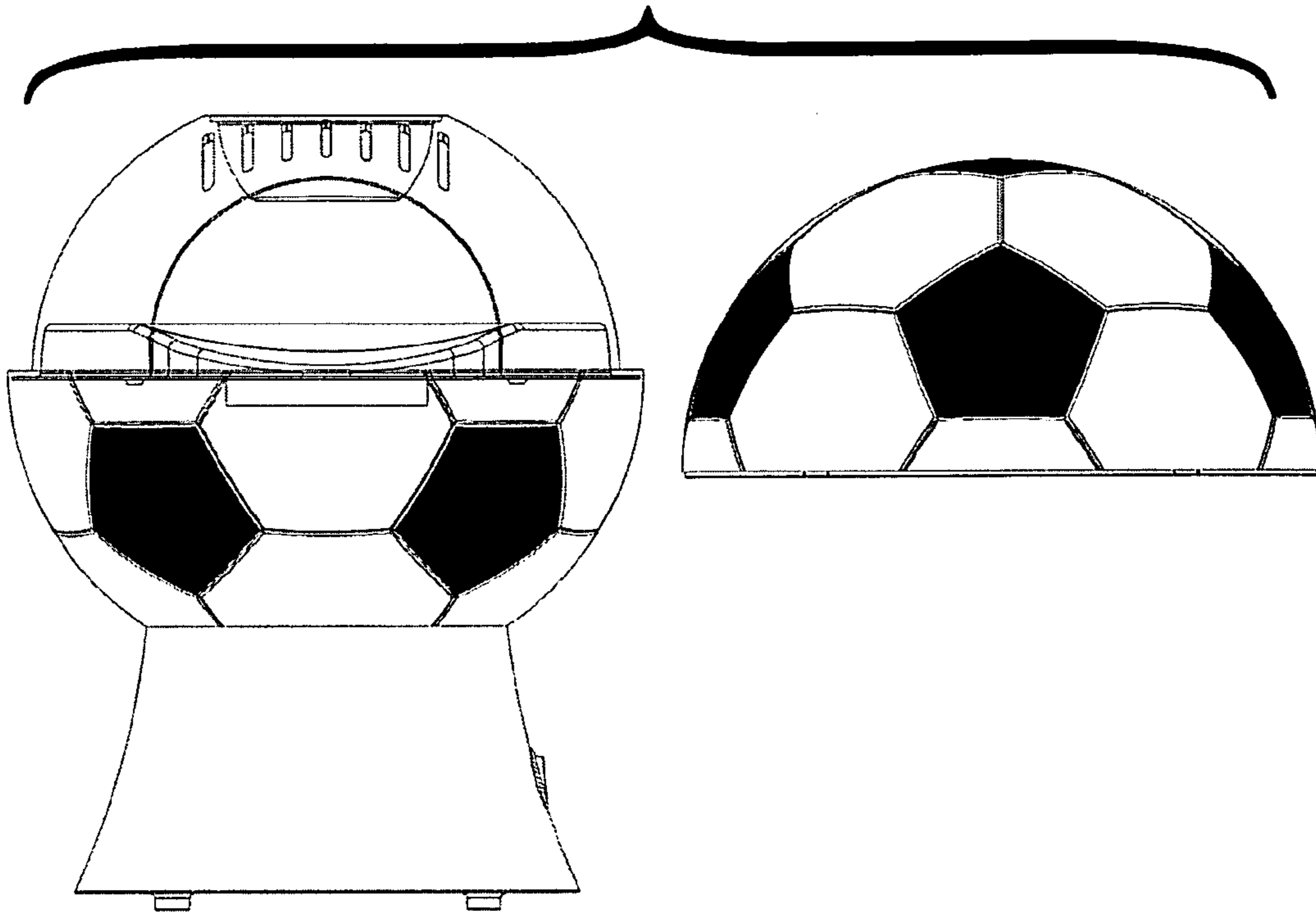


FIG. 6



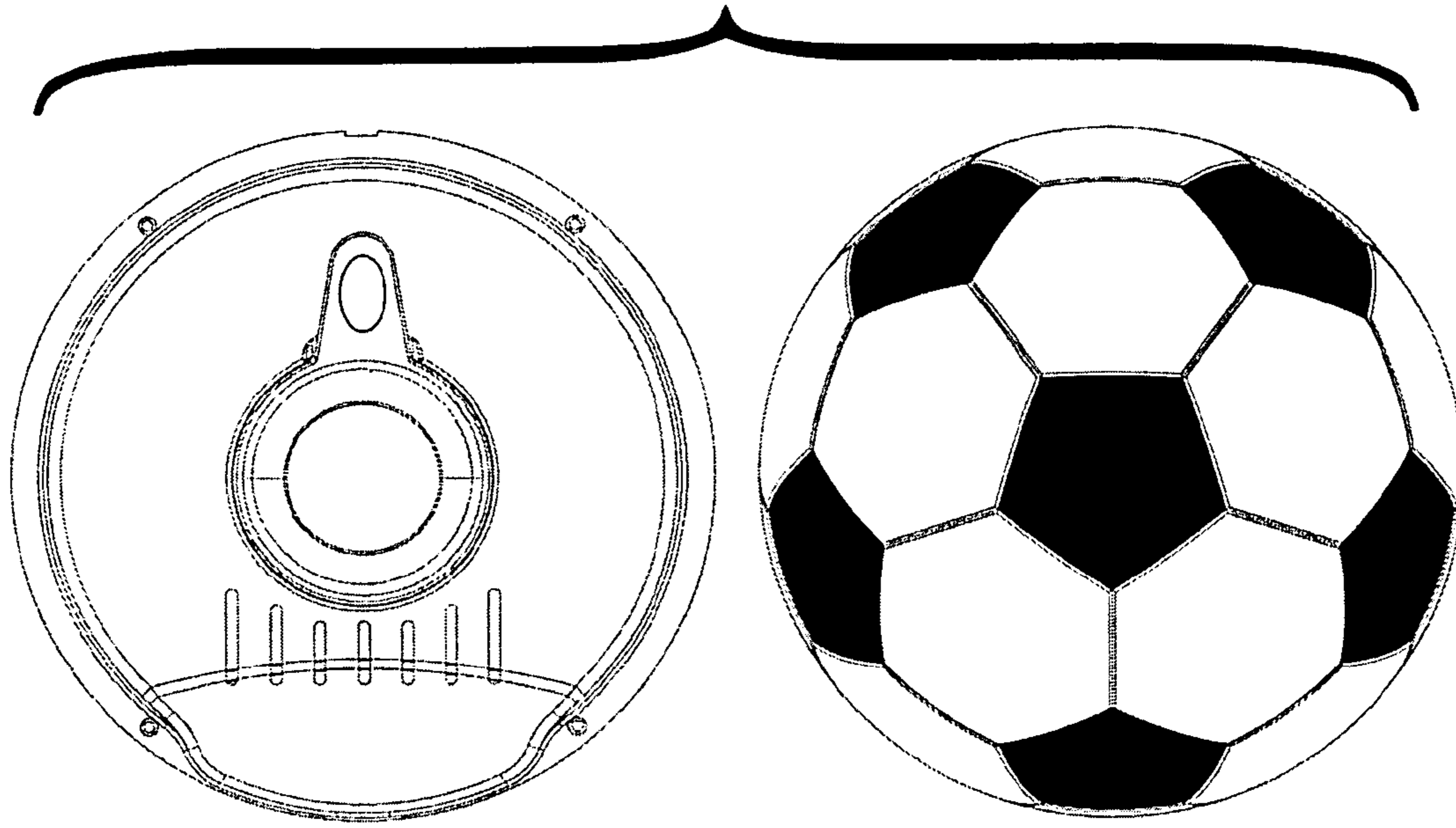


FIG.9

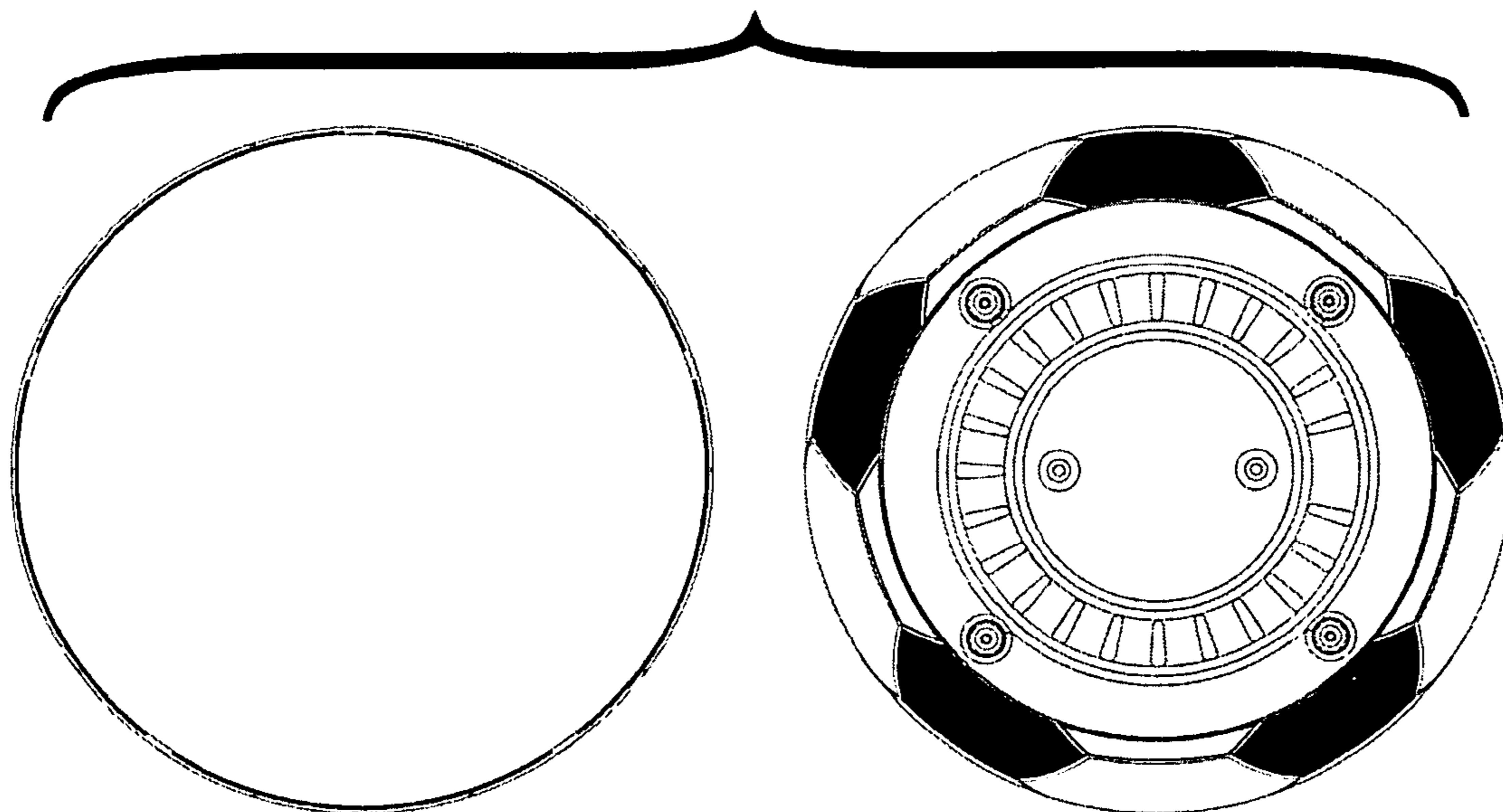


FIG.10

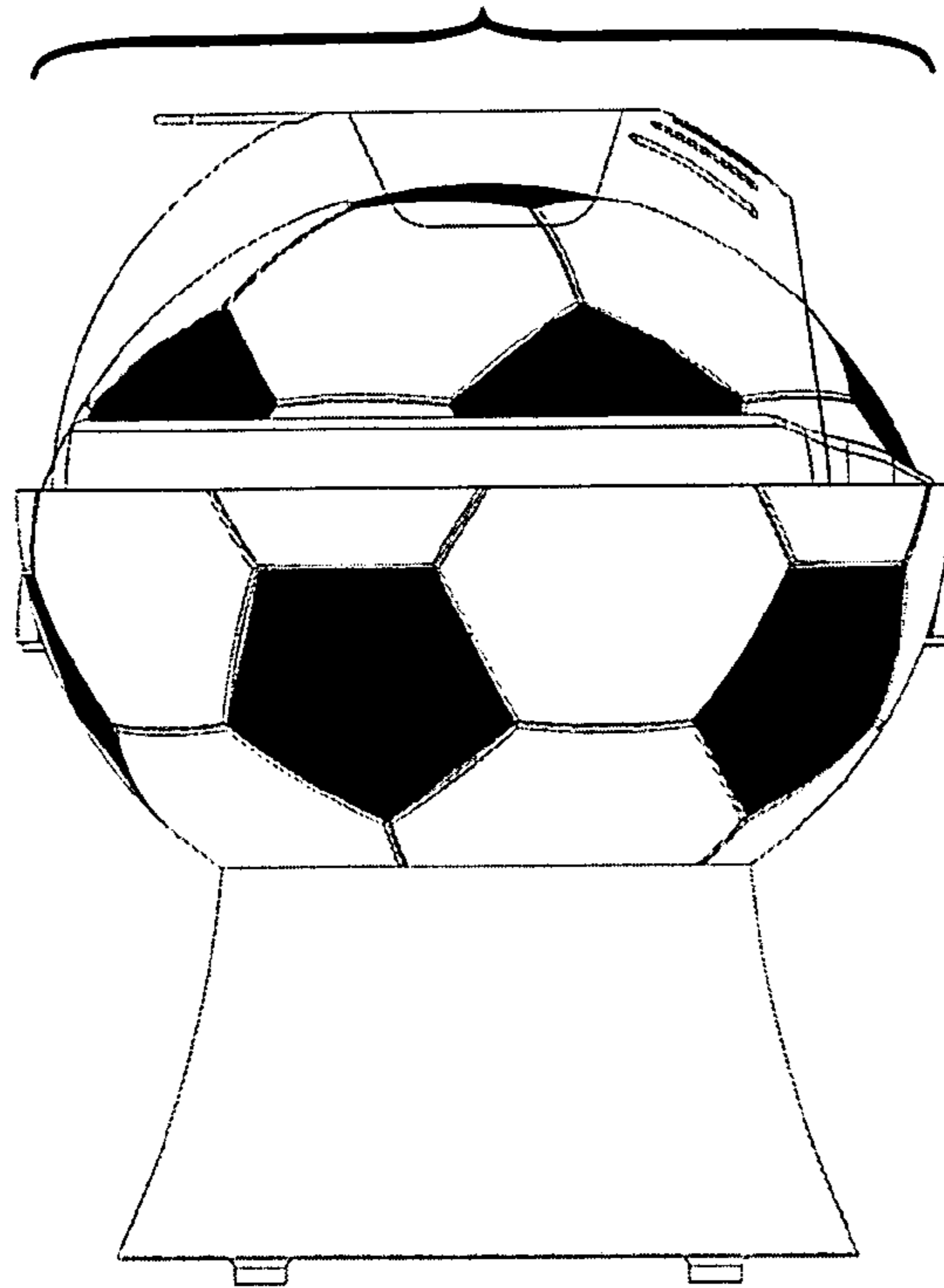


FIG.11

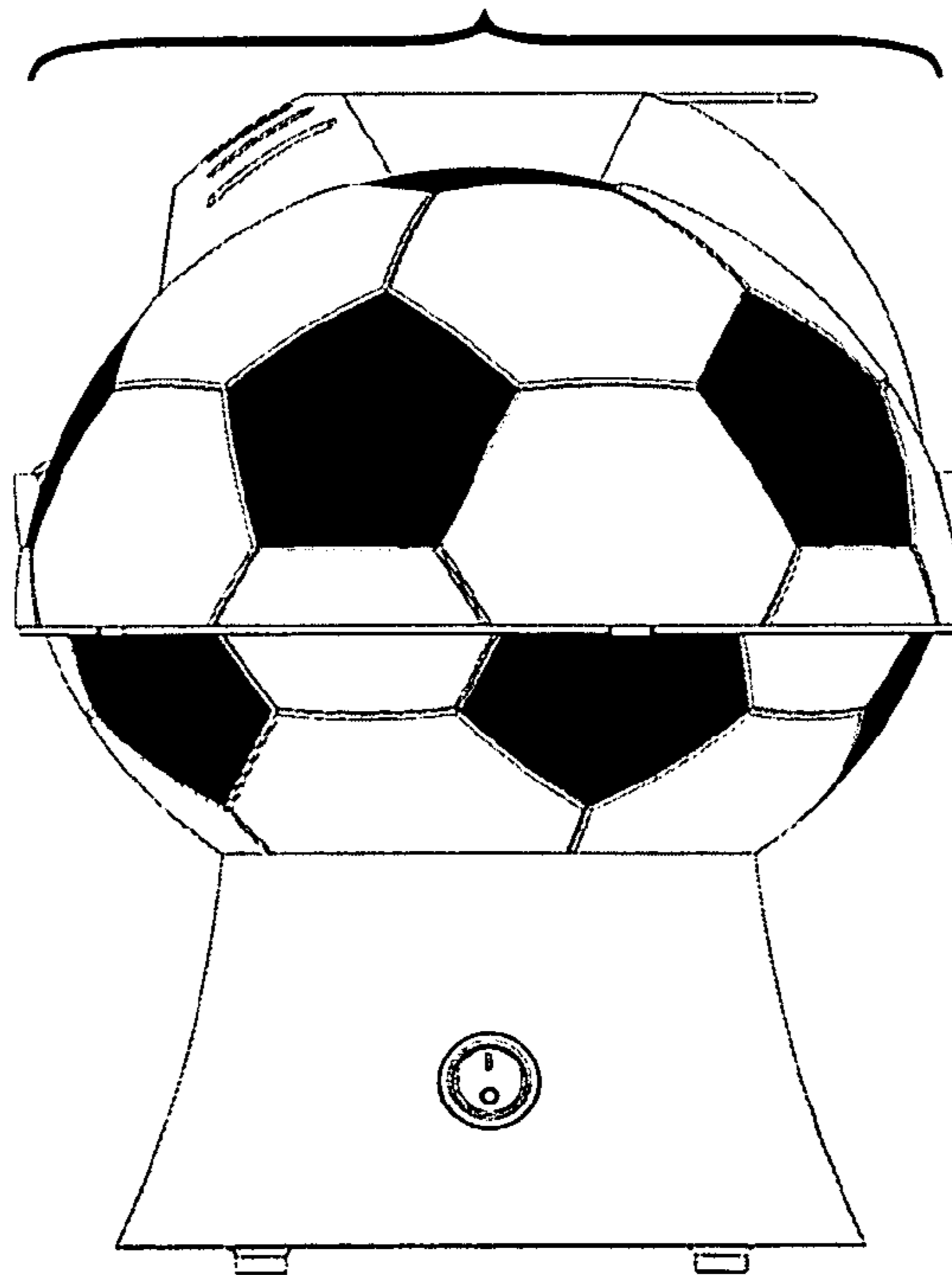


FIG.12