



US00D640891S

(12) **United States Design Patent**
Smith

(10) **Patent No.:** **US D640,891 S**

(45) **Date of Patent:** **** Jul. 5, 2011**

(54) **WATER COOLER**

(75) Inventor: **Andrew Smith**, Bishop Auckland (GB)

(73) Assignee: **Denfred Holdings, Ltd.**, Edmonton,
Alberta (CA)

(**) Term: **14 Years**

(21) Appl. No.: **29/347,776**

(22) Filed: **Jun. 1, 2010**

(51) **LOC (9) Cl.** **07-01**

(52) **U.S. Cl.** **D7/307; D7/308; D7/313**

(58) **Field of Classification Search** **D7/306-308,**
D7/300, 313; 222/146.1, 185.1

See application file for complete search history.

(56) **References Cited**

U.S. PATENT DOCUMENTS

5,553,751	A *	9/1996	Mowers	222/183
D423,862	S *	5/2000	Mravlja et al.	D7/306
D431,145	S *	9/2000	Woebcke et al.	D7/306
D456,663	S *	5/2002	Chew	D7/306
D482,227	S *	11/2003	Walton	D7/306

6,708,848	B2 *	3/2004	Sheridan et al.	222/146.6
7,044,175	B1 *	5/2006	Camejo	141/18
D533,388	S *	12/2006	Cahen	D7/306
7,434,603	B2 *	10/2008	Spear et al.	141/363
D580,207	S *	11/2008	Moon et al.	D7/307

* cited by examiner

Primary Examiner — Marianne Pandozzi

(74) *Attorney, Agent, or Firm* — Merek, Blackmon & Voorhees, LLC

(57) **CLAIM**

The ornamental design for a water cooler, as shown and described.

DESCRIPTION

FIG. 1 is a front, top, side perspective view of my water cooler;

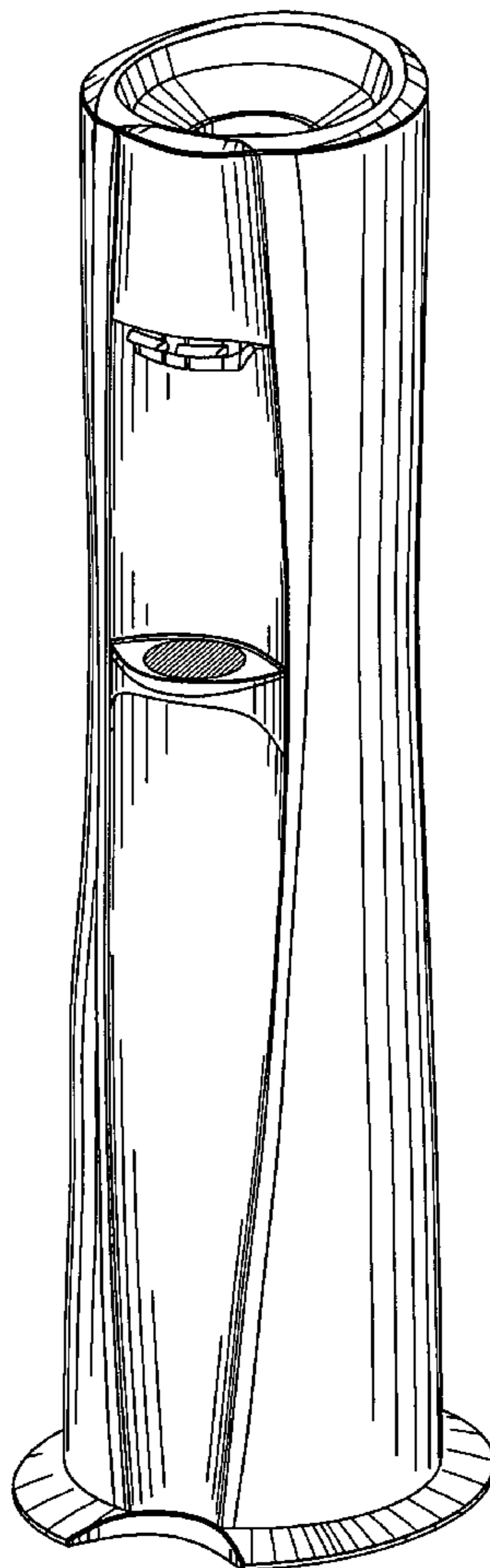
FIG. 2 is a front perspective view of the water cooler shown in FIG. 1;

FIG. 3 is a rear view of the water cooler;

FIG. 4 is a left side elevational view thereof, the right side being a mirror image of the left side as shown; and,

FIG. 5 is a top plan view of the water cooler.

1 Claim, 5 Drawing Sheets



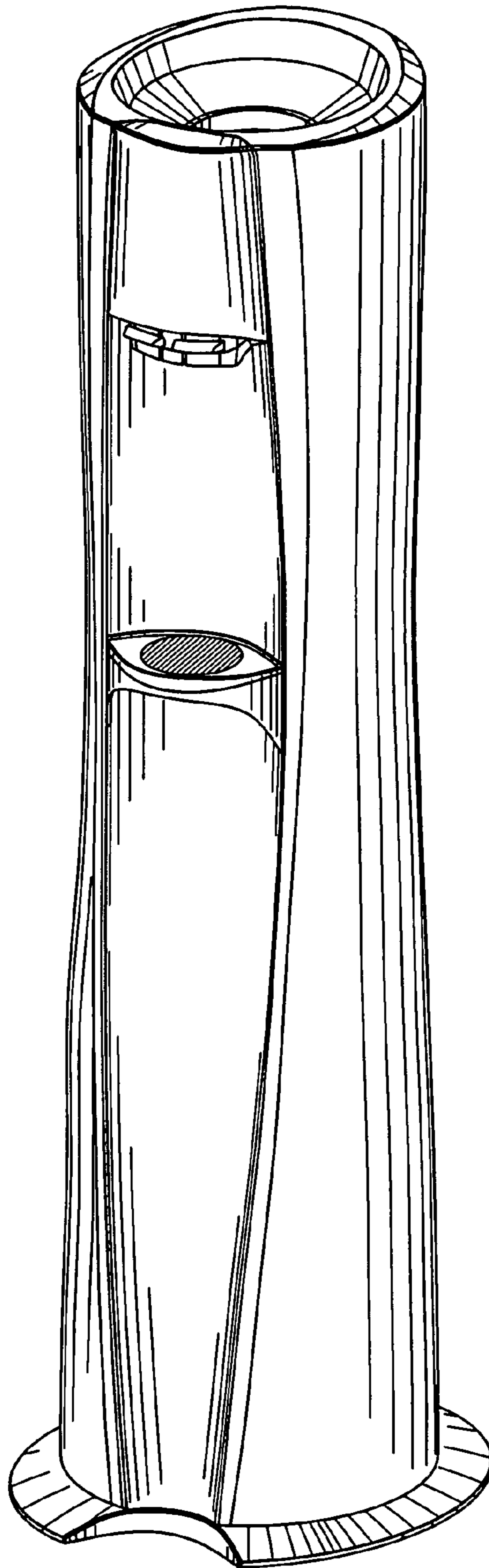


FIG. 1

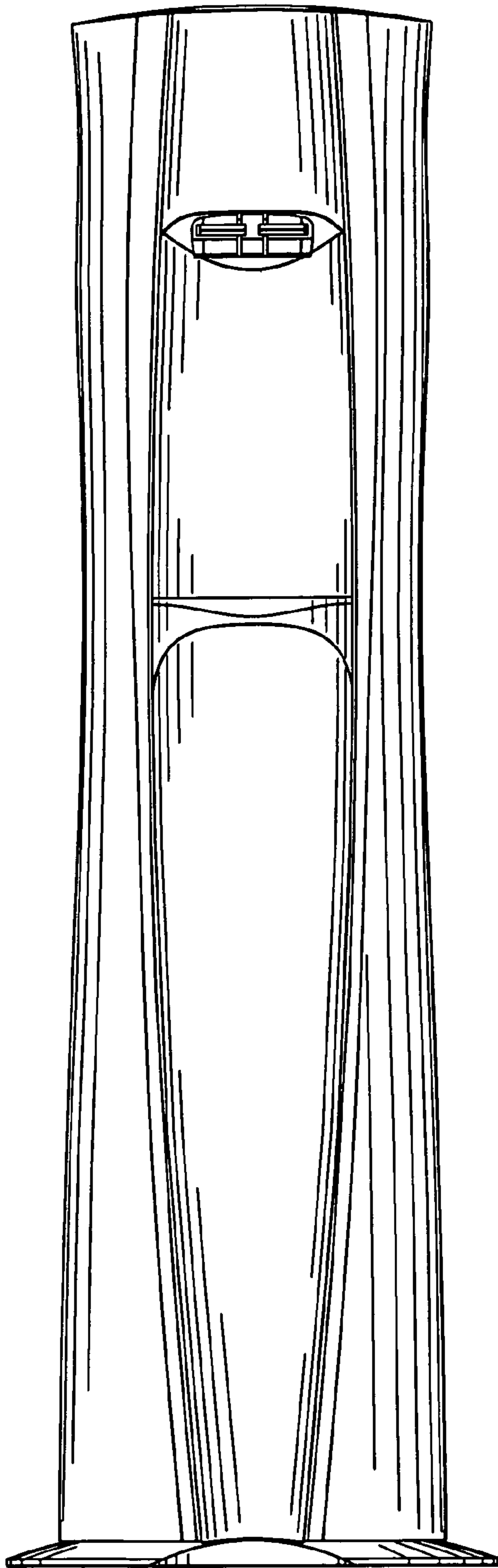


FIG. 2

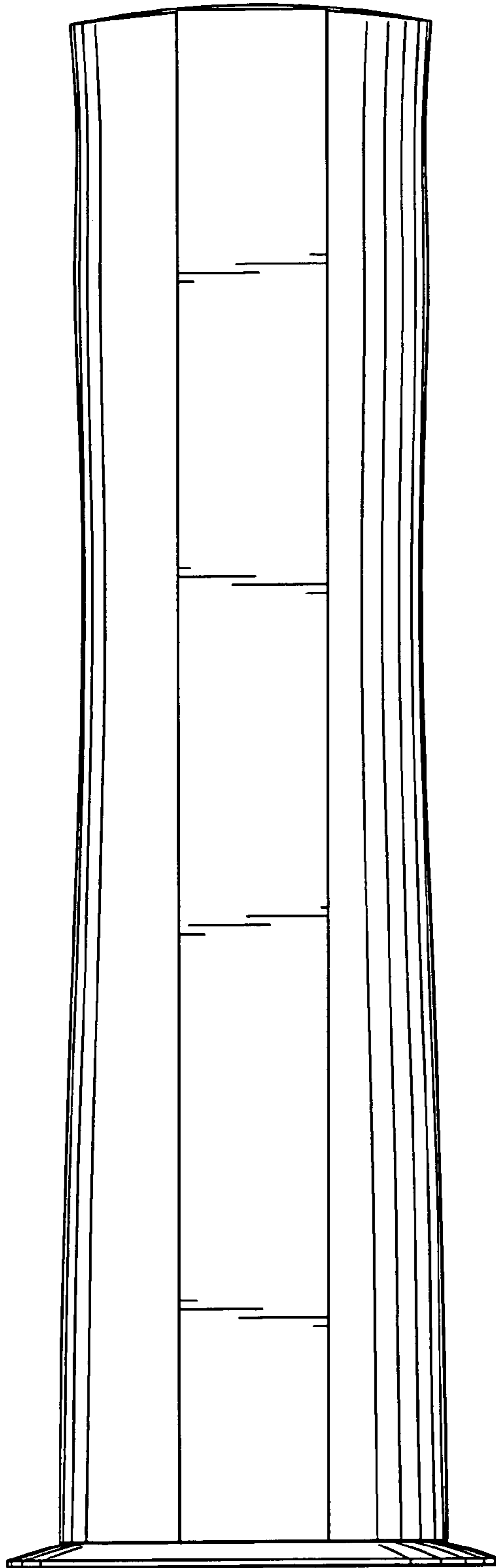


FIG. 3

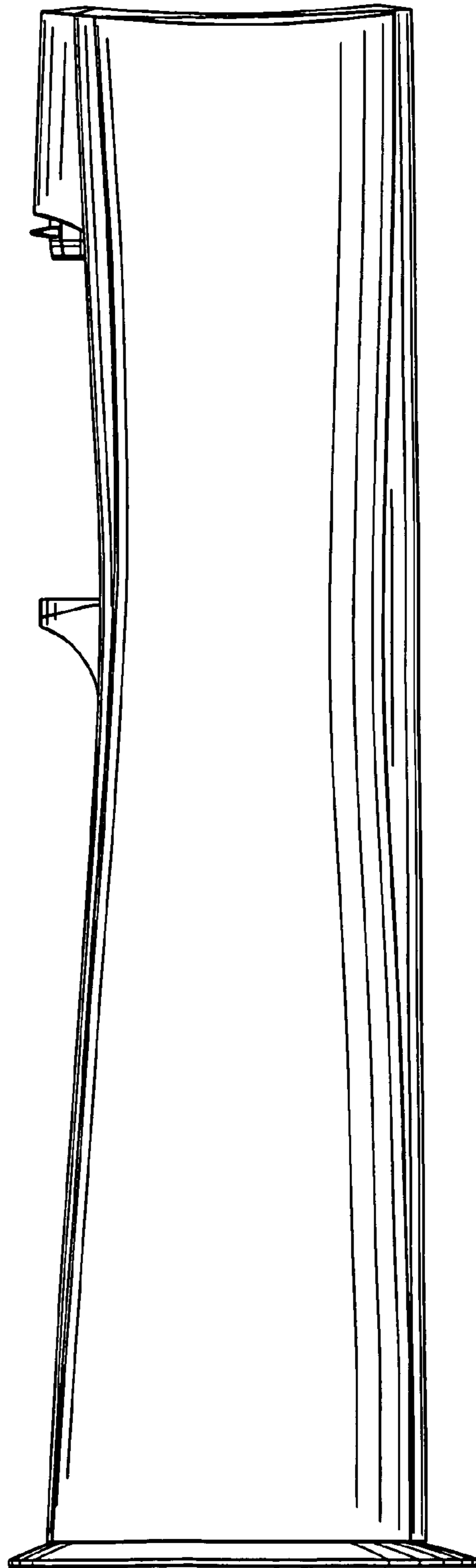


FIG. 4

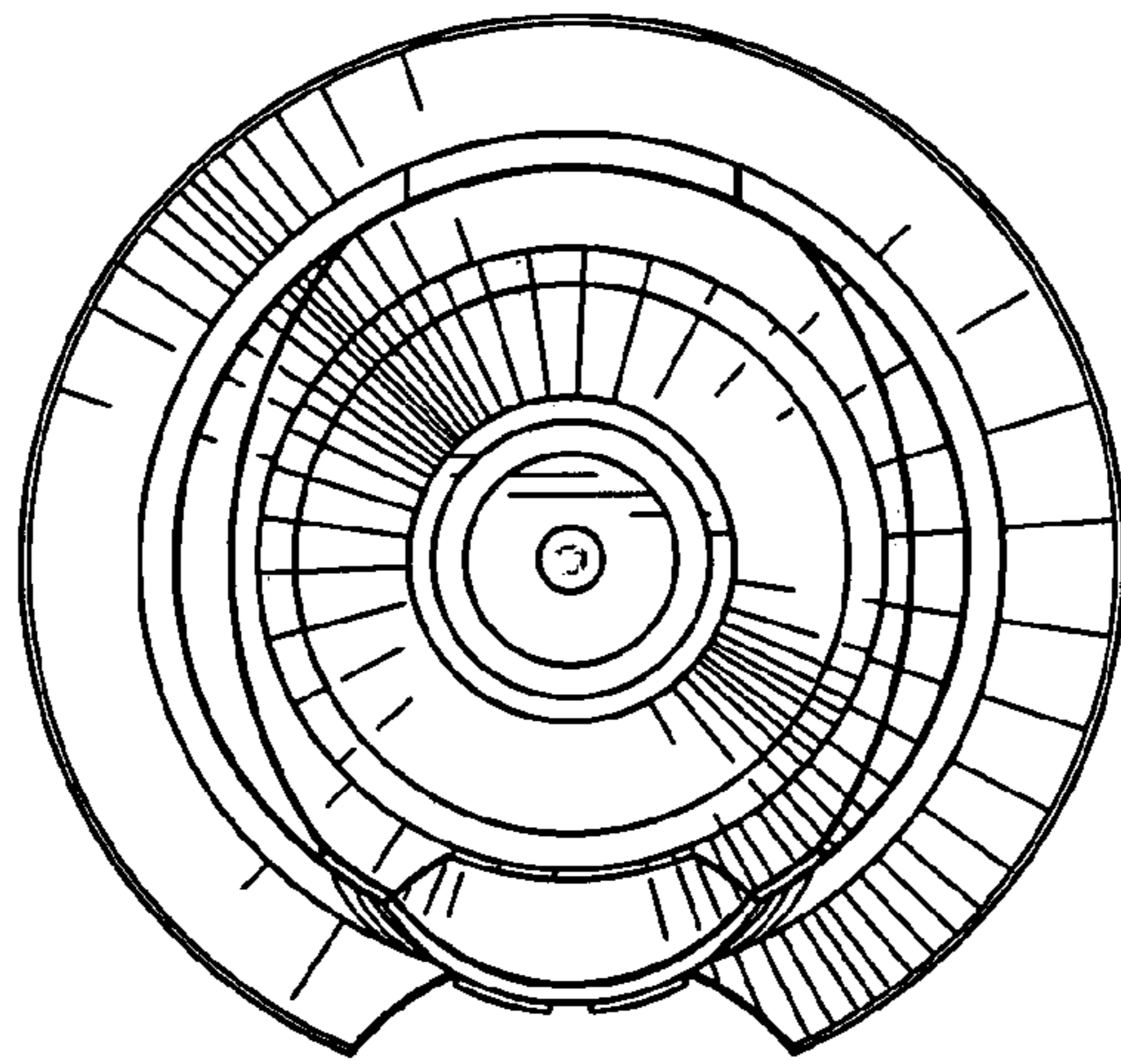


FIG. 5