



US00D640864S

(12) **United States Design Patent**
Munkhammar

(10) **Patent No.:** **US D640,864 S**

(45) **Date of Patent:** **** Jul. 5, 2011**

(54) **INSOLE FOR FOOTWEAR**

(76) Inventor: **Lena Munkhammar**, Gävle (SE)

(**) Term: **14 Years**

(21) Appl. No.: **29/375,083**

(22) Filed: **Sep. 17, 2010**

(30) **Foreign Application Priority Data**

Mar. 19, 2010 (EM) 001202907

(51) **LOC (9) Cl.** **02-04**

(52) **U.S. Cl.** **D2/961**

(58) **Field of Classification Search** D2/914,
D2/946-962; 36/43, 44, 71, 88, 91-94, 100,
36/101, 126, 136, 145, 154, 173
See application file for complete search history.

(56) **References Cited**

U.S. PATENT DOCUMENTS

D474,881 S *	5/2003	Su	D2/961
D489,521 S *	5/2004	Bacon	D2/961
D513,840 S *	1/2006	Urie et al.	D2/953
D517,291 S *	3/2006	Vasyli	D2/961
D615,742 S *	5/2010	Vasyli	D2/961

* cited by examiner

Primary Examiner — Stella Reid

Assistant Examiner — Keli L Hill

(74) *Attorney, Agent, or Firm* — Dilworth & Barrese, LLP.



(57) **CLAIM**

The ornamental design for an insole for footwear, as shown and described.

DESCRIPTION

FIG. 1 is a top plan view of a left insole for footwear embodying my new design;
FIG. 2 is a left side elevation view thereof;
FIG. 3 is a right side elevation view thereof;
FIG. 4 is a top, rear and left side perspective view thereof;
FIG. 5 is a bottom, rear and left side perspective view thereof;
and,
FIG. 6 is a bottom, front and right side perspective view of a right insole for footwear.
FIGS. 1-5 depict an insole for footwear for a left shoe; the views of an insole for a right shoe are mirror images of the figures shown herein.

1 Claim, 2 Drawing Sheets



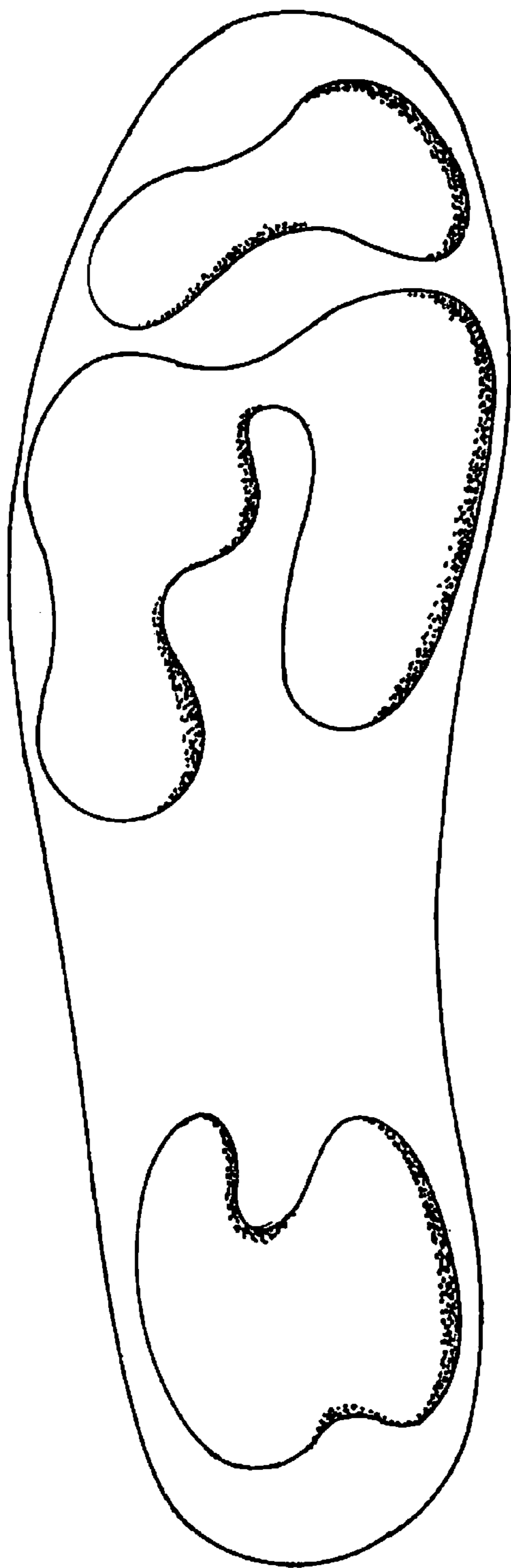


Fig. 1




Fig. 2




Fig. 3




Fig. 4



Fig. 5




Fig. 6