



US00D640862S

(12) **United States Design Patent**
Teteriatnikov

(10) **Patent No.:** **US D640,862 S**

(45) **Date of Patent:** **** Jul. 5, 2011**

- (54) **PERIPHERY OF AN OUTSOLE**
- (75) Inventor: **Savva Teteriatnikov**, Venice, CA (US)
- (73) Assignee: **Skechers U.S.A., Inc. II**, Manhattan Beach, CA (US)
- (**) Term: **14 Years**
- (21) Appl. No.: **29/376,047**
- (22) Filed: **Sep. 30, 2010**

Related U.S. Application Data

- (62) Division of application No. 29/356,469, filed on Feb. 25, 2010, now Pat. No. Des. 625,492.

- (51) **LOC (9) Cl.** **02-99**
- (52) **U.S. Cl.** **D2/946; D2/977**
- (58) **Field of Classification Search** D2/896,
D2/902, 903, 906-908, 946, 947, 951-960,
D2/964, 977; 36/25 R-25 A
See application file for complete search history.

(56) **References Cited**

U.S. PATENT DOCUMENTS

D53,359 S *	5/1919	Clarke	D2/964
D76,541 S *	10/1928	Hopwood	D2/953
D265,690 S	8/1982	Famolare, Jr.		
D266,798 S	11/1982	Famolare, Jr.		
D271,633 S	12/1983	Casetta		
D294,766 S	3/1988	Igoe		
D295,459 S	5/1988	Zuidema et al.		
5,014,449 A	5/1991	Richard et al.		
5,048,203 A	9/1991	Kling		
D332,346 S	1/1993	Hatfield et al.		
D334,655 S	4/1993	McDonald		
D339,464 S	9/1993	Teague		
D343,281 S	1/1994	James		
D351,716 S	10/1994	Kawasaki		
D378,011 S	2/1997	Lucas		
D383,299 S	9/1997	Yun		

D387,890 S	12/1997	Faulconer et al.
D390,690 S	2/1998	Murai et al.
D393,356 S	4/1998	Cooper
D393,357 S	4/1998	Cooper
D398,743 S	9/1998	Rask
D402,795 S	12/1998	Moll et al.
D405,242 S	2/1999	Gillespie
D412,236 S	7/1999	von Conta
D416,378 S	11/1999	McNaught
D426,372 S	6/2000	Price
D437,477 S	2/2001	Tyler
D437,675 S	2/2001	Dahlsten
D473,042 S	4/2003	Wilson
D473,047 S	4/2003	Wilson
D476,796 S	7/2003	Meza et al.
D492,095 S	6/2004	Sanchez et al.
D492,096 S	6/2004	Sanchez et al.
D492,472 S	7/2004	Ortuno Santa
D493,951 S	8/2004	Adams et al.
D495,859 S	9/2004	Kubo et al.

(Continued)

Primary Examiner — Dominic Simone

(74) *Attorney, Agent, or Firm* — Marshall A. Lerner; Marvin H. Kleinberg; Kleinberg & Lerner, LLP

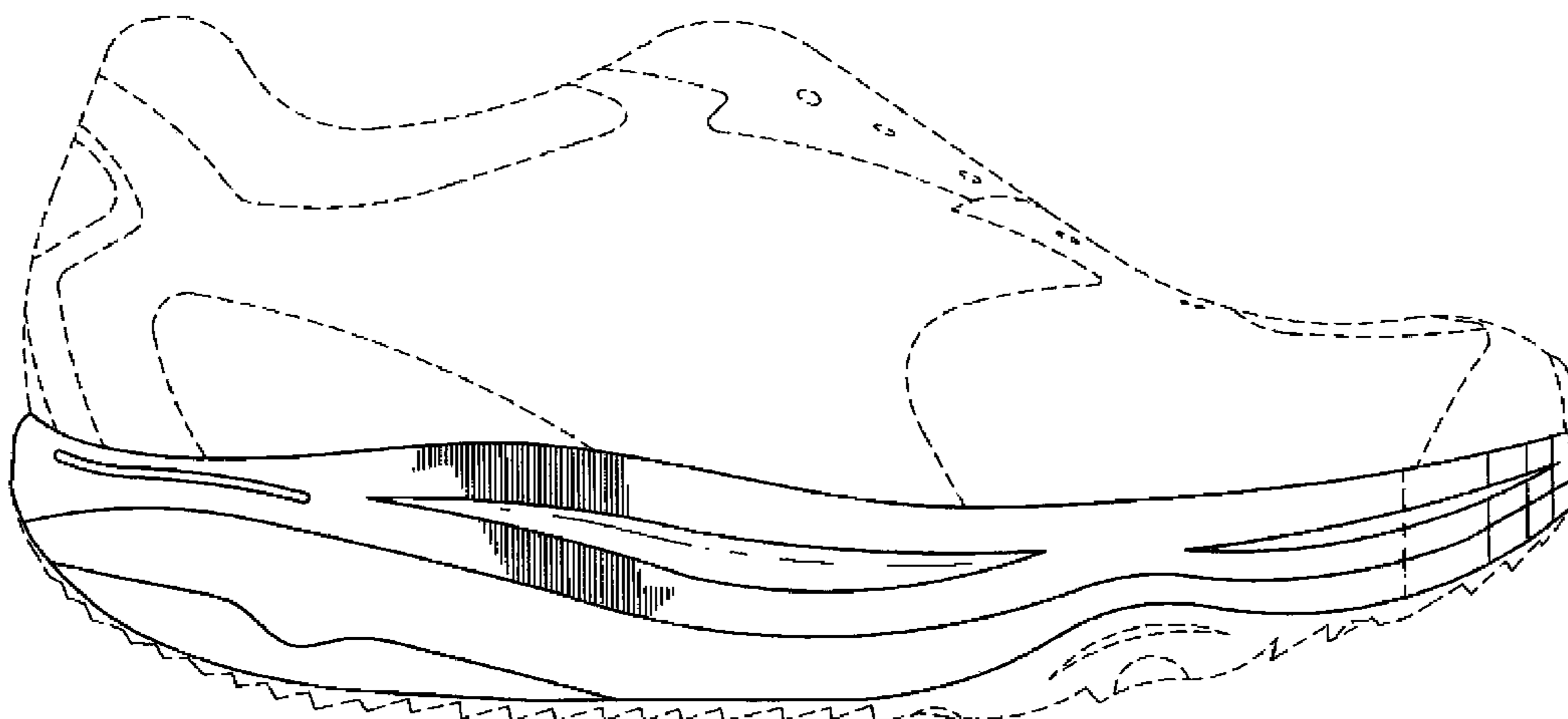
(57) **CLAIM**

The ornamental design for a periphery of an outsole, as shown and described.

DESCRIPTION

FIG. 1 is a perspective view of a periphery of an outsole embodying my new design;
 FIG. 2 is a left side view thereof;
 FIG. 3 is a right side view thereof;
 FIG. 4 is a top plan view thereof;
 FIG. 5 is a rear elevation view thereof; and,
 FIG. 6 is a front elevation view thereof.
 Broken lines showing the remainder of the shoe in the figures are for illustrative purposes only and form no part of the claimed invention.

1 Claim, 5 Drawing Sheets



US D640,862 S

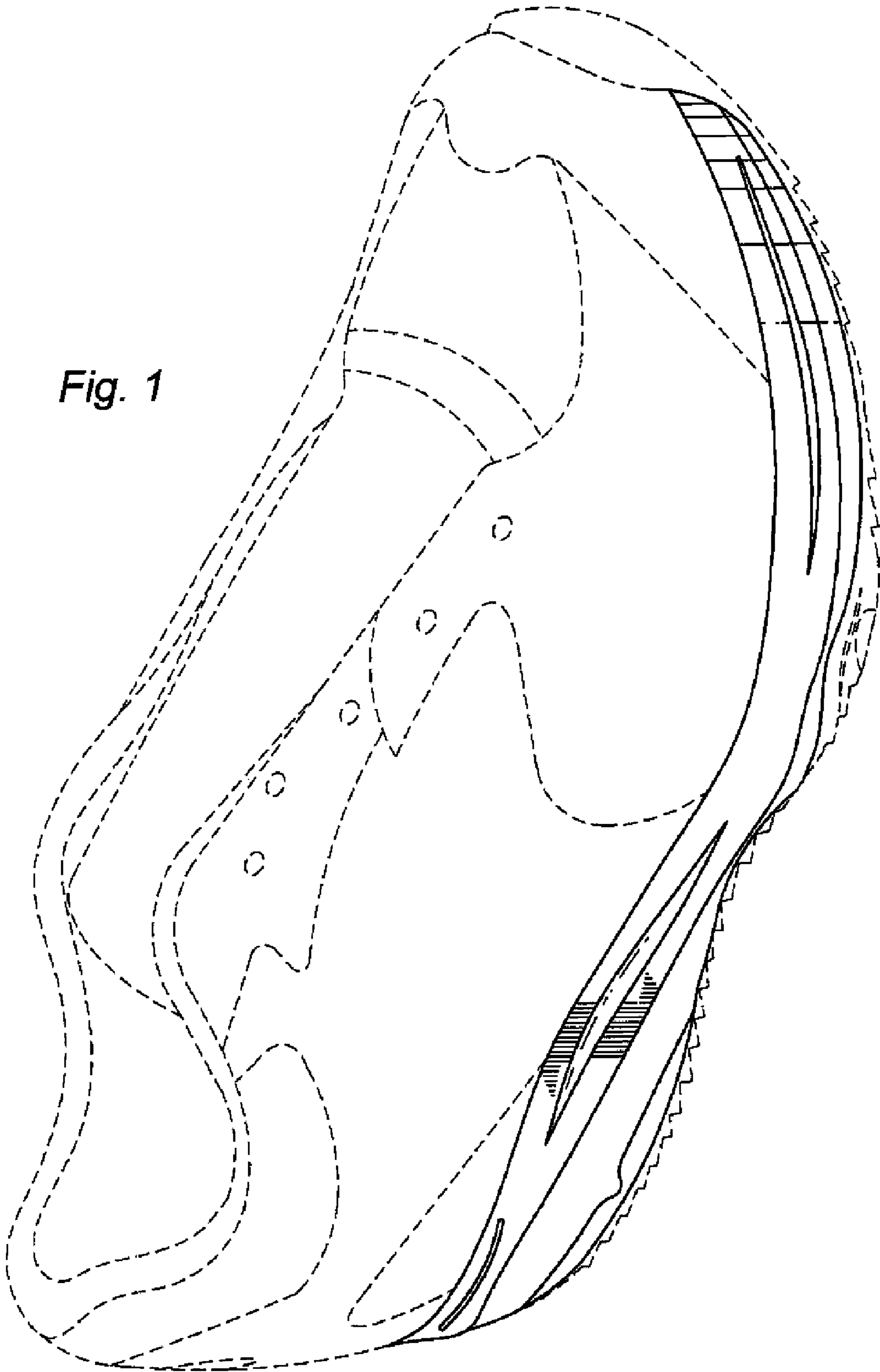
Page 2

U.S. PATENT DOCUMENTS

D497,705 S	11/2004	Turner	
D515,286 S	2/2006	Dabah	
D516,786 S	3/2006	Besanceney, III	
D518,285 S	4/2006	Schoenborn et al.	
D520,732 S	5/2006	Mitani et al.	
D522,229 S	6/2006	Kubo et al.	
D527,877 S	9/2006	Robinson, Jr. et al.	
D534,332 S	1/2007	McClaskie	
D536,162 S	2/2007	McClaskie	
D540,516 S *	4/2007	Weitzman	D2/953
D541,020 S	4/2007	McClaskie	
D542,522 S	5/2007	Fujita et al.	
D547,933 S	8/2007	Loverin	
D547,939 S	8/2007	Link	
D554,840 S	11/2007	McClaskie	
D555,891 S	11/2007	Bettencourt	
D556,989 S	12/2007	Horne et al.	
D558,971 S	1/2008	Wu	
D559,509 S	1/2008	Hayes	
D563,663 S	3/2008	Mermet	
D564,741 S	3/2008	Covatch	
D566,931 S	4/2008	Lebo	
D566,944 S	4/2008	Belley et al.	
D566,948 S	4/2008	Belley et al.	
D574,141 S	8/2008	Kaufman	
D575,035 S	8/2008	Hoyt	
D575,944 S	9/2008	Pauk	
D576,393 S	9/2008	Kaufman	
D577,180 S *	9/2008	Della Valle	D2/907
D582,133 S	12/2008	Del Biondi	
D590,139 S	4/2009	Carlucci	
D593,742 S	6/2009	Issler	
D597,295 S *	8/2009	Duffy	D2/977
D599,102 S *	9/2009	Purdom et al.	D2/977
D607,188 S *	1/2010	Teteriatnikov	D2/946
D610,332 S	2/2010	Raichle	
D611,232 S *	3/2010	Della Valle et al.	D2/907
D614,837 S *	5/2010	Teteriatnikov	D2/946
D615,738 S *	5/2010	Teteriatnikov	D2/946
D617,983 S *	6/2010	Raysse	D2/947
D619,793 S *	7/2010	Raysse	D2/946
D620,240 S *	7/2010	Akhidime	D2/946
D620,691 S *	8/2010	Akhidime	D2/946
D621,142 S	8/2010	Teteriatnikov	
D625,492 S *	10/2010	Teteriatnikov	D2/946

* cited by examiner

Fig. 1



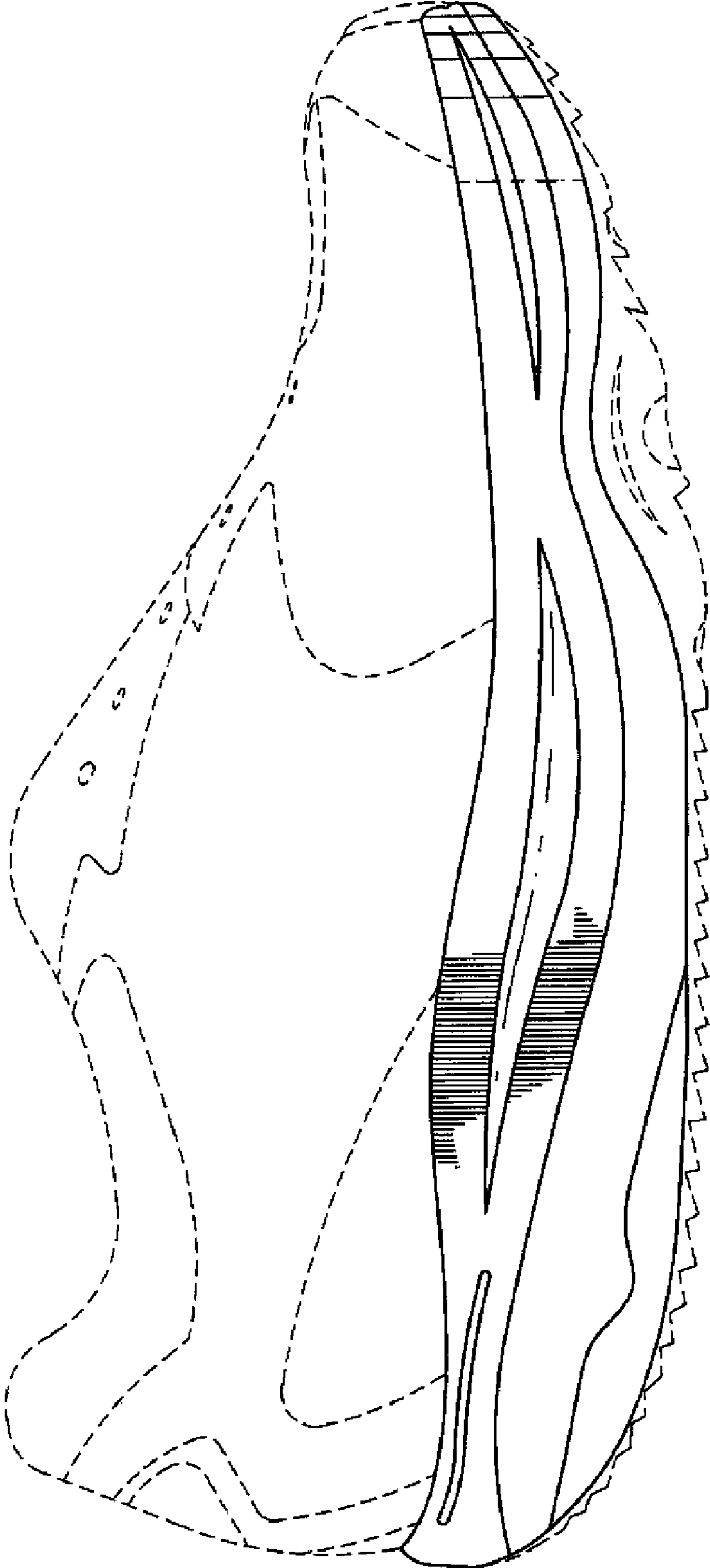


FIG. 2

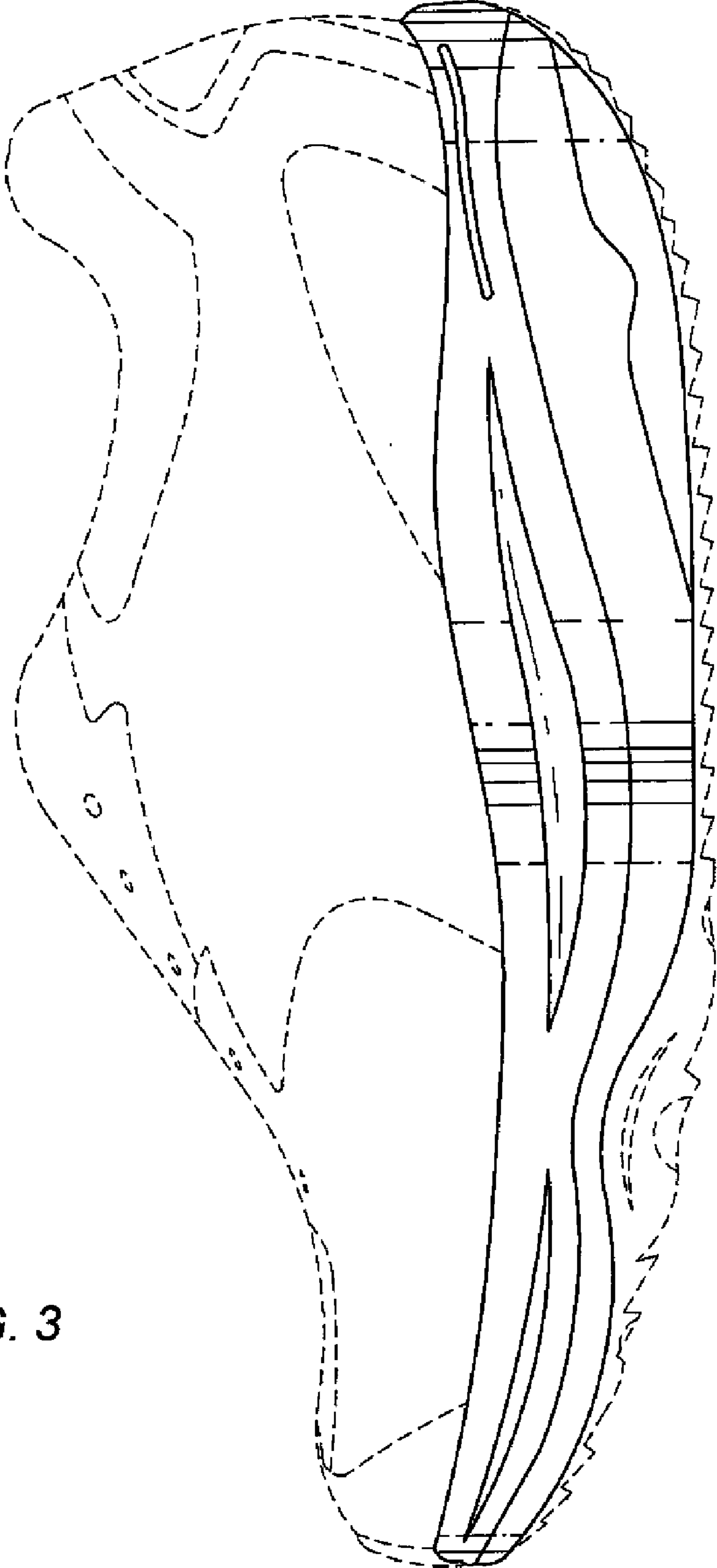


FIG. 3

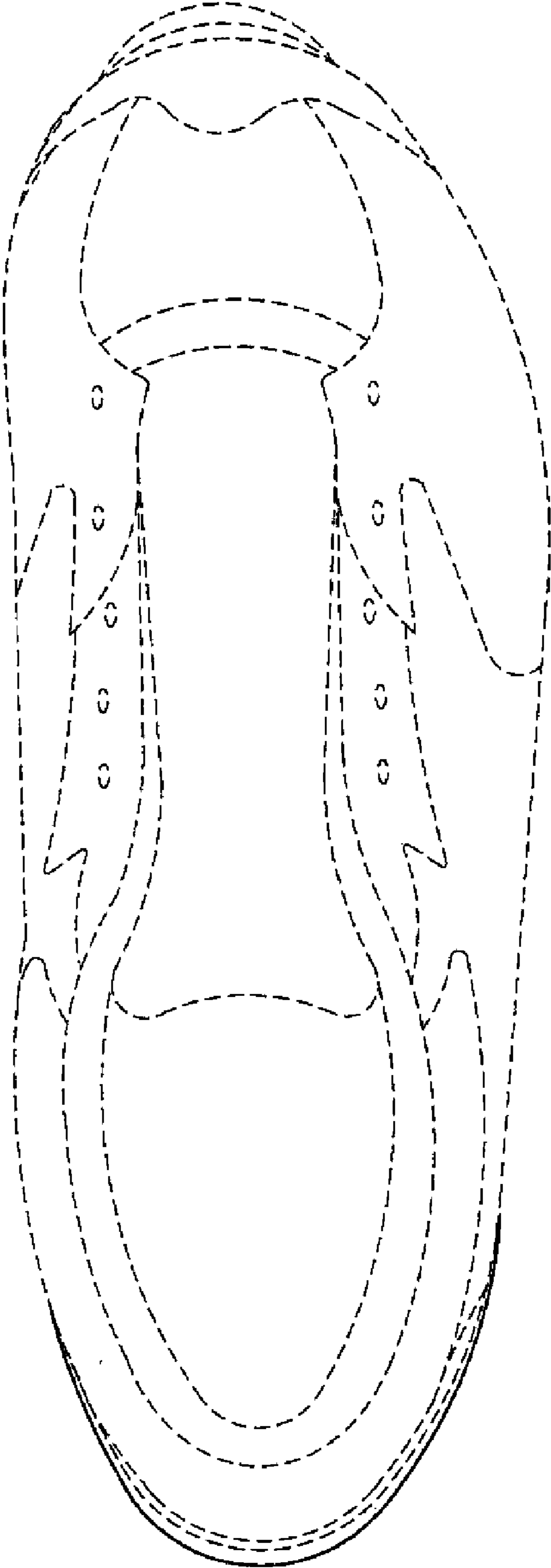


FIG. 4

FIG. 6

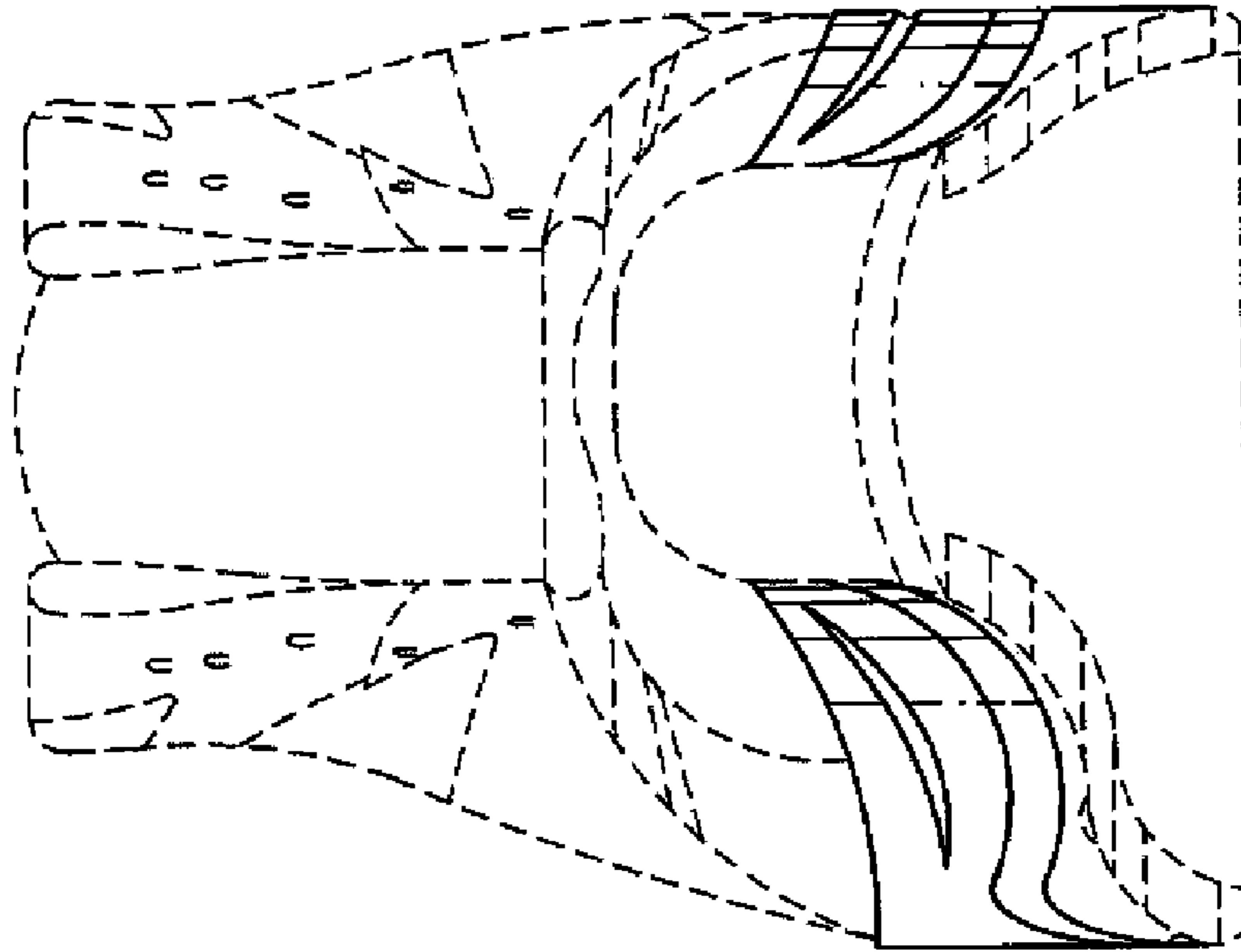


FIG. 5

