



US00D640860S

(12) **United States Design Patent**
Lambertz

(10) **Patent No.:** **US D640,860 S**
(45) **Date of Patent:** **** Jul. 5, 2011**

(54) **HEADGEAR**

(75) Inventor: **Bodo W. Lambertz**, Pfäffikon (CH)

(73) Assignee: **X-Technology Swiss GmbH**, Wollerau (CH)

(**) Term: **14 Years**

(21) Appl. No.: **29/348,926**

(22) Filed: **Feb. 22, 2010**

(30) **Foreign Application Priority Data**

Aug. 20, 2009 (EM) 001602947

(51) **LOC (9) Cl.** **02-03**

(52) **U.S. Cl.** **D2/876**

(58) **Field of Classification Search** D2/865,
D2/866, 867, 868, 869, 870, 871, 872, 873,
D2/874, 875, 876, 877, 878, 879, 880, 882,
D2/883, 884, 885, 886, 887, 888, 889, 890,
D2/891, 892, 893, 894, 895; 2/68, 171, 172.02,
2/171.04, 171.1, 171.2, 171.3, 171.4, 171.5,
2/171.6, 171.7, 171.8, 172, 173, 173.5, 174,
2/175.1, 175.2, 184, 184.5, 195.1, 195.7,
2/195.8, 200.1, 202, 203, 204, 205, 208,
2/209, 209.12, 209.3, DIG. 11, 410, 458

See application file for complete search history.

(56) **References Cited**

U.S. PATENT DOCUMENTS

D3,706 S * 10/1869 Schwab D2/878
D4,221 S * 7/1870 Landenberger D2/889
153,852 A * 8/1874 Schulte 2/208
D17,247 S * 4/1887 Whipple D2/889
D17,748 S * 9/1887 Metz D2/889
D18,710 S * 10/1888 Roggenburger D2/879
787,945 A * 4/1905 Rautenberg 2/205

D39,940 S * 4/1909 Burchard D2/880
1,017,049 A * 2/1912 Greenwood 2/173
1,057,203 A * 3/1913 Yudelson 2/203
1,443,475 A * 1/1923 Karus 2/172
1,503,537 A * 8/1924 Knopfler 2/202
1,755,293 A * 4/1930 Goldstein 2/172
D101,010 S * 8/1936 Scherff D2/880
D109,110 S * 3/1938 Weiner D2/879
D109,574 S * 5/1938 Weissberger D2/889
2,159,609 A * 5/1939 Wengen 2/209
D131,419 S * 2/1942 Hogg D2/865
2,294,529 A * 9/1942 Wengen 2/172
D135,067 S * 2/1943 Rothchild D2/885
D140,461 S * 2/1945 Butler D2/865
2,467,839 A * 4/1949 Maher 2/204
D156,143 S * 11/1949 Maupin D2/869
2,698,945 A * 1/1955 Hamilton 2/181
D187,519 S * 3/1960 Lasting D2/865
3,035,273 A * 5/1962 Krystal 2/172

(Continued)

FOREIGN PATENT DOCUMENTS

EM 001666009-0001 * 2/2010

Primary Examiner — Karen E Eldridge Powers

(74) *Attorney, Agent, or Firm* — Olson & Cepuritis, Ltd.

(57) **CLAIM**

The ornamental design for a headgear, as shown and described.

DESCRIPTION

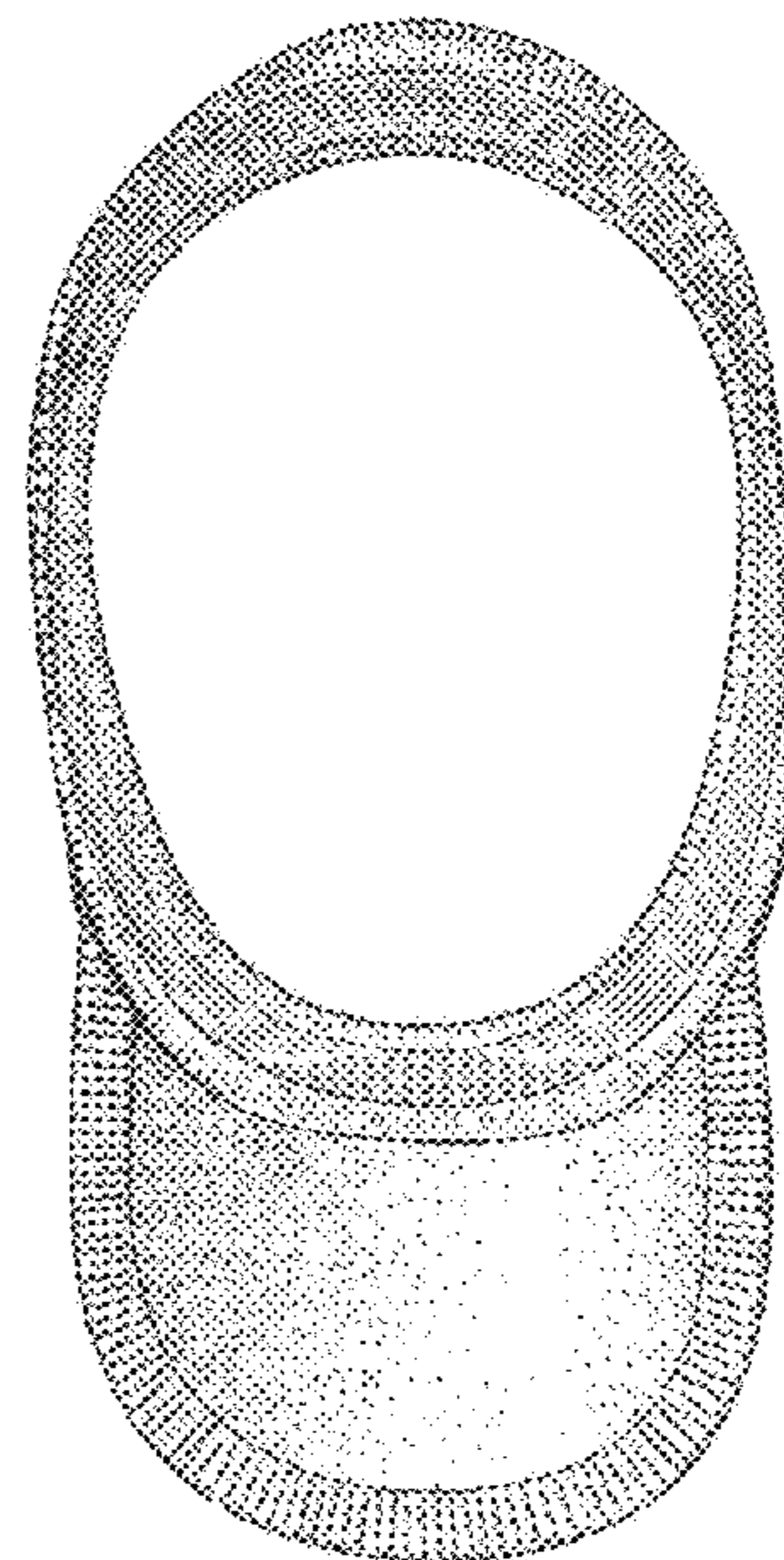

FIG. 1 is a right side view of a visor headband showing my new design;

FIG. 2 is a front view of the visor headband of FIG. 1 embodying my new design;

FIG. 3 is a back view of the visor headband of FIG. 1 embodying my new design; and,

FIG. 4 is a top view of the visor headband of FIG. 1 embodying my new design.

1 Claim, 4 Drawing Sheets



US D640,860 S

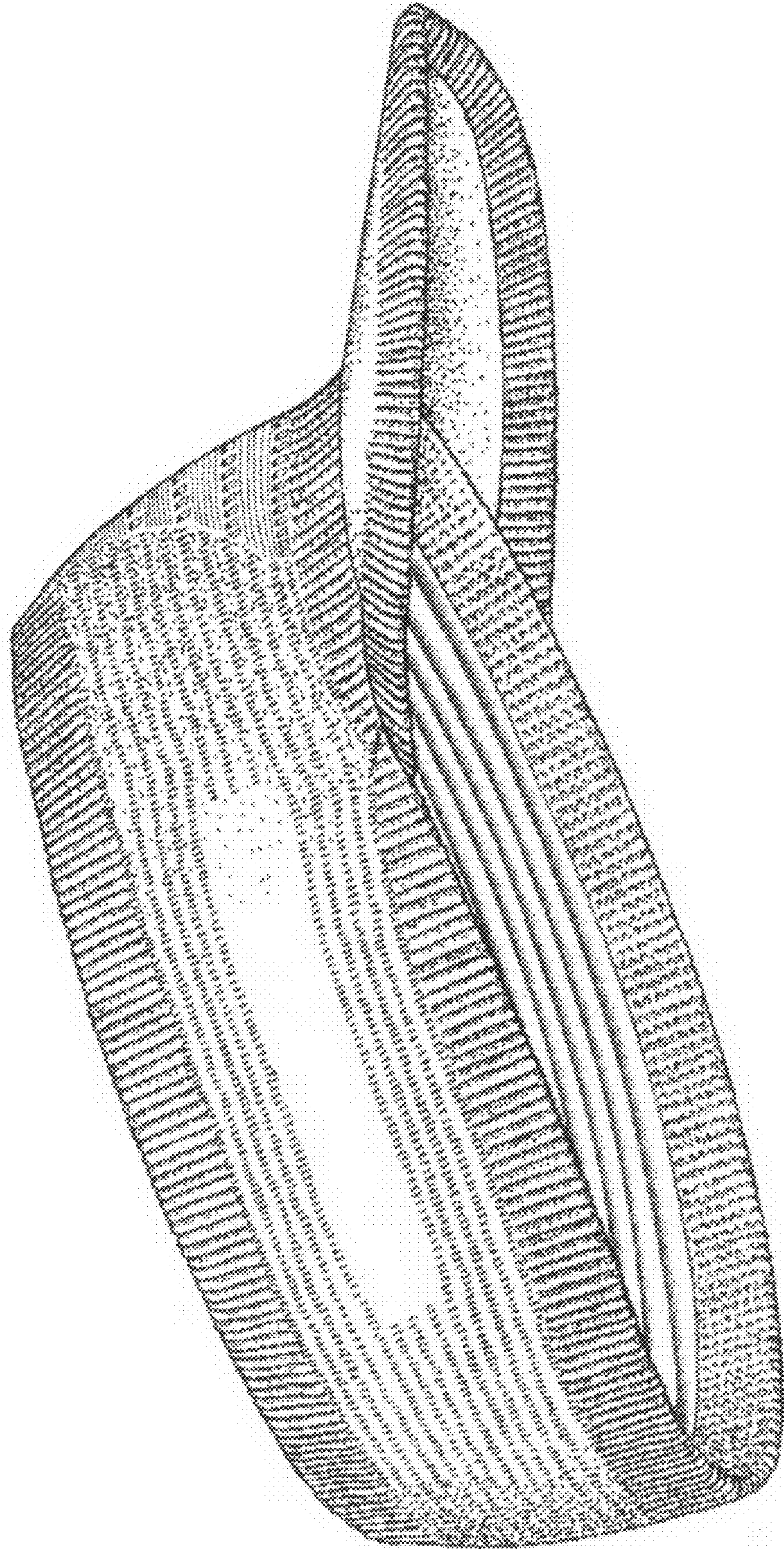
Page 2

U.S. PATENT DOCUMENTS

3,169,252	A *	2/1965	Goldstein	2/203				
3,717,882	A *	2/1973	Schuessler	2/173				
D228,830	S *	10/1973	Rutman	D2/865				
D353,035	S *	12/1994	Sheehan	D2/866				
D384,790	S *	10/1997	Juergens	D2/866				
D384,792	S *	10/1997	Xu	D2/870				
D388,239	S *	12/1997	Li et al.	D2/878				
D423,195	S *	4/2000	Blain Thind	D2/878				
D429,871	S *	8/2000	Dassinger	D2/884				
D440,383	S *	4/2001	Walker et al.	D2/889				
D445,559	S *	7/2001	Nam	D2/869				
D518,625	S *	4/2006	Barnhouse	D2/866				
D558,956	S *	1/2008	Pritchett	D2/878				
D583,130	S *	12/2008	Runnels et al.	D2/878				
D603,586	S *	11/2009	Miller et al.	D2/882				
D616,634	S *	6/2010	Spaan	D2/889				
2006/0048277	A1 *	3/2006	Yeadon	2/204				
2007/0118971	A1 *	5/2007	Blecha	2/207				
2007/0214545	A1 *	9/2007	Rhodes	2/207				
2010/0024091	A1 *	2/2010	Mehtab et al.	2/69				

* cited by examiner

FIG. 1



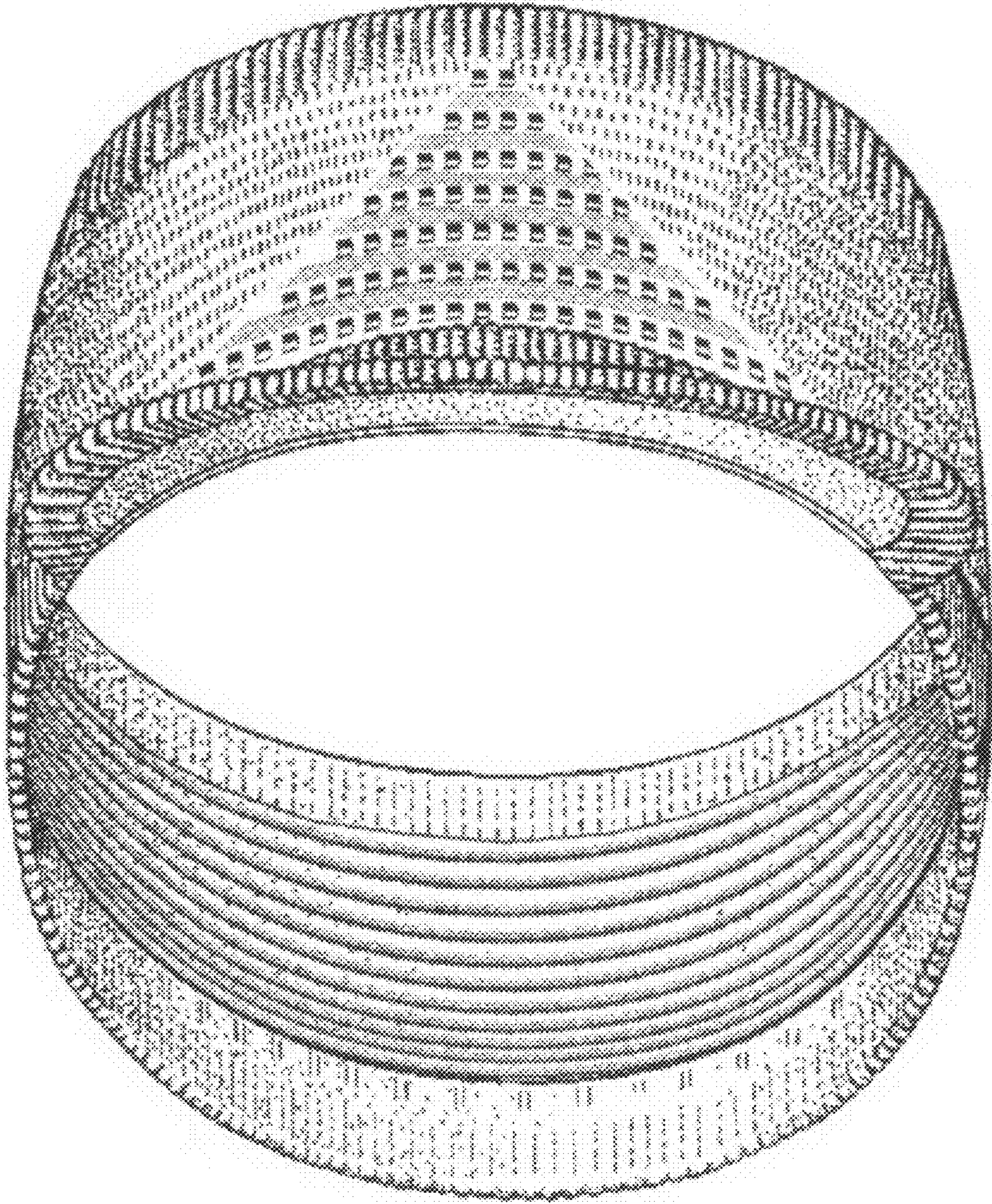


FIG. 2

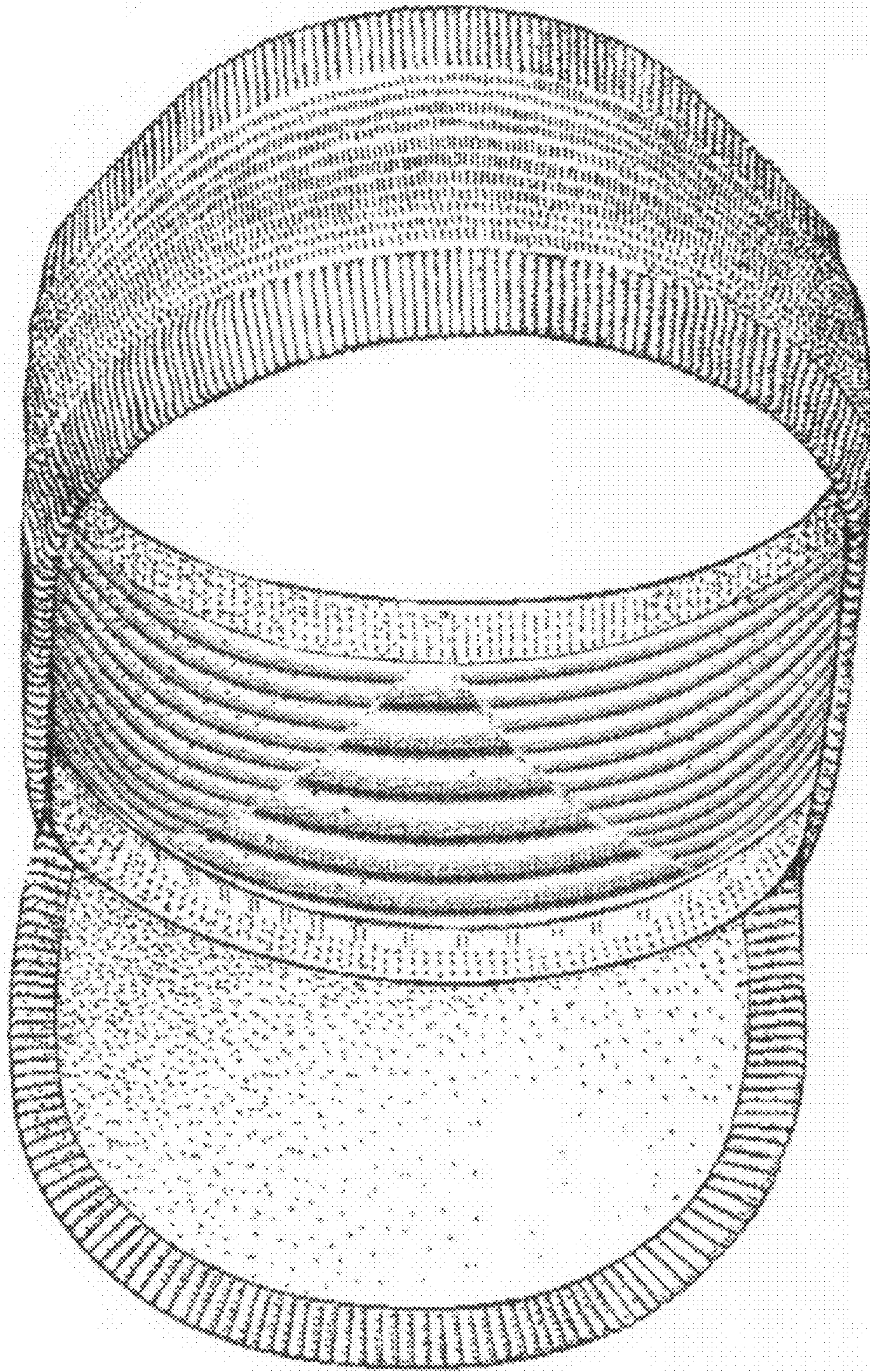


FIG. 3

FIG. 4

