



US00D640836S

(12) **United States Design Patent**
Sweeney et al.

(10) **Patent No.:** **US D640,836 S**
(45) **Date of Patent:** **** Jun. 28, 2011**

- (54) **GLOVE**
- (75) Inventors: **Sean Sweeney**, Jackson, NJ (US); **Eric Thompson**, Central, SC (US)
- (73) Assignee: **Ansell Healthcare Products LLC**, Red Bank, NJ (US)
- (**) Term: **14 Years**
- (21) Appl. No.: **29/379,280**
- (22) Filed: **Nov. 17, 2010**

Related U.S. Application Data

- (60) Division of application No. 29/365,611, filed on Jul. 12, 2010, which is a continuation of application No. 29/353,858, filed on Jan. 15, 2010.
- (51) **LOC (9) Cl.** **02-06**
- (52) **U.S. Cl.** **D29/117.2**
- (58) **Field of Classification Search** D2/610, D2/612, 614-623; D29/113, 115, 116.2, D29/117.1-119, 120.1, 123; 2/16, 19, 20, 2/159, 161.1-161.8, 162, 198, 170, 455, 2/908, 910, 917; D24/190, 206, 188, 189, D24/208; D28/63; D32/40, 42, 43, 41; D21/807; D3/215, 224, 226, 218; 224/219, 222, 267, 224/237; 40/586, 633; 15/104.94, 107, 227; D4/134; D20/33
See application file for complete search history.

(56) **References Cited**

U.S. PATENT DOCUMENTS

- 2,058,221 A * 10/1936 Ferguson 2/168
- 5,564,127 A * 10/1996 Manne 2/161.7
- D379,680 S 6/1997 Fabry
- D381,132 S 7/1997 Fabry
- D500,396 S * 1/2005 Akagi D2/617
- D513,655 S 1/2006 Mattesky
- D514,771 S 2/2006 Jaeger

- D514,772 S 2/2006 Bevier
- D515,782 S 2/2006 Mattesky
- D515,783 S 2/2006 Mattesky
- D515,784 S 2/2006 Mattesky
- D516,277 S 3/2006 Mattesky
- D522,698 S * 6/2006 Yamamoto D29/117.2
- D522,716 S * 6/2006 Kishihara et al. D2/623
- 7,100,212 B2 9/2006 Jaeger
- D536,837 S 2/2007 Jaeger
- D540,991 S 4/2007 Kishihara et al.
- D555,327 S 11/2007 Kishihara et al.
- D555,876 S 11/2007 Kishihara et al.
- D566,377 S 4/2008 Kishihara et al.
- D568,003 S 4/2008 Jaeger
- D569,579 S 5/2008 Kishihara et al.
- D608,978 S 2/2010 Votel
- 2004/0025226 A1 2/2004 Jaeger

(Continued)

Primary Examiner — Raphael Barkai
Assistant Examiner — Randall Gholson
(74) *Attorney, Agent, or Firm* — Moser IP Law Group


(57) **CLAIM**

The ornamental design for a glove, substantially as shown and described.

DESCRIPTION

FIG. 1 is a back view of a glove embodying the new design; FIG. 2 is a front view of a glove embodying the new design; FIG. 3 is a right view of a glove embodying the new design; FIG. 4 is a left view of a glove embodying the new design; FIG. 5 is a top view of a glove embodying the new design; and, FIG. 6 is a bottom view of a glove embodying the new design. All figures illustrate right hand glove designs, it is to be understood that the invention includes left hand glove designs which would be illustrated as mirror images of any or all of the view shown in FIGS. 1-6. The broken lines shown on the drawings form no part of the claimed design.

1 Claim, 5 Drawing Sheets



US D640,836 S

Page 2

U.S. PATENT DOCUMENTS

2008/0201823 A1 8/2008 Jaeger

2006/0143767 A1* 7/2006 Yang et al. 2/16

2007/0083980 A1* 4/2007 Yang et al. 2/167

* cited by examiner

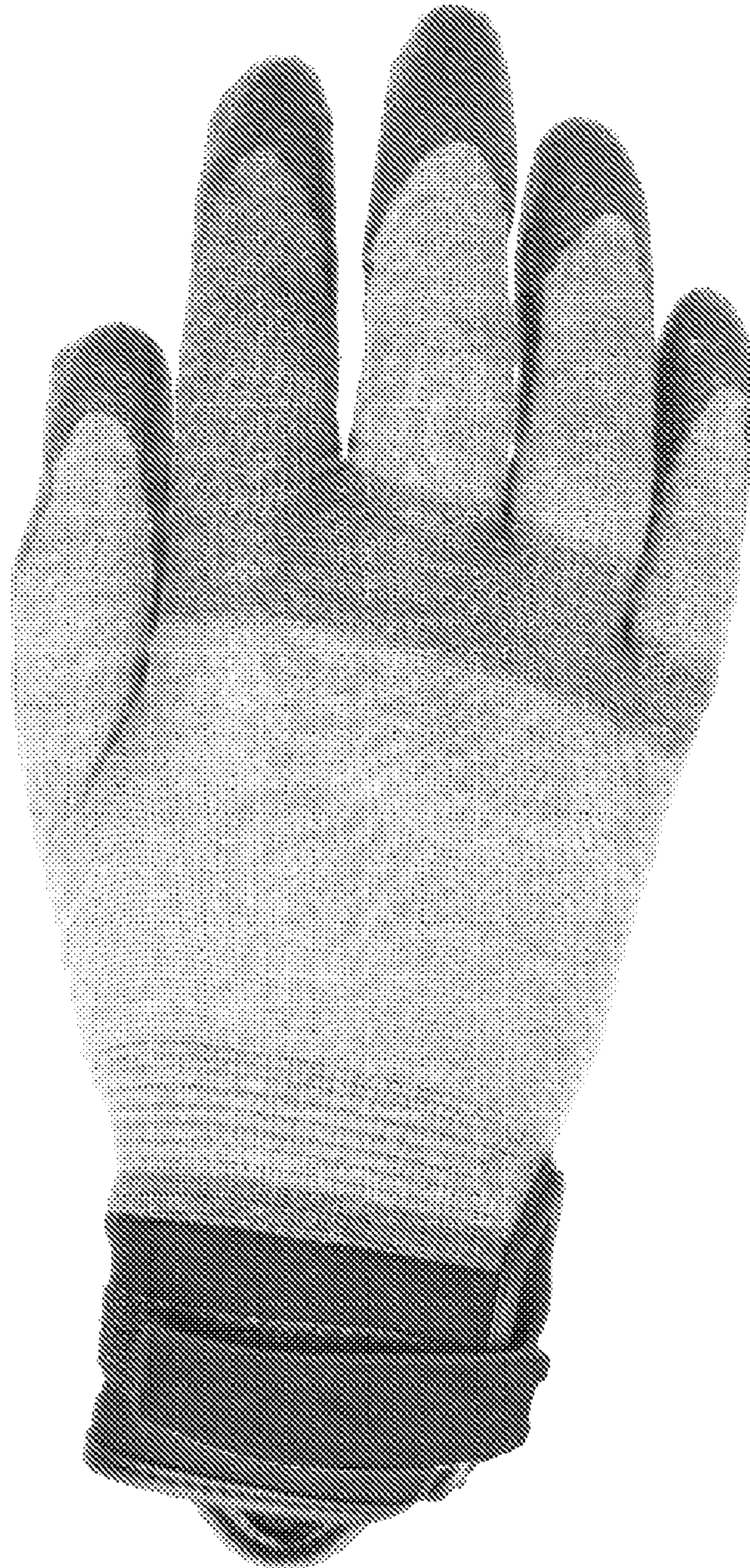


FIG. 1



FIG. 2



FIG. 3

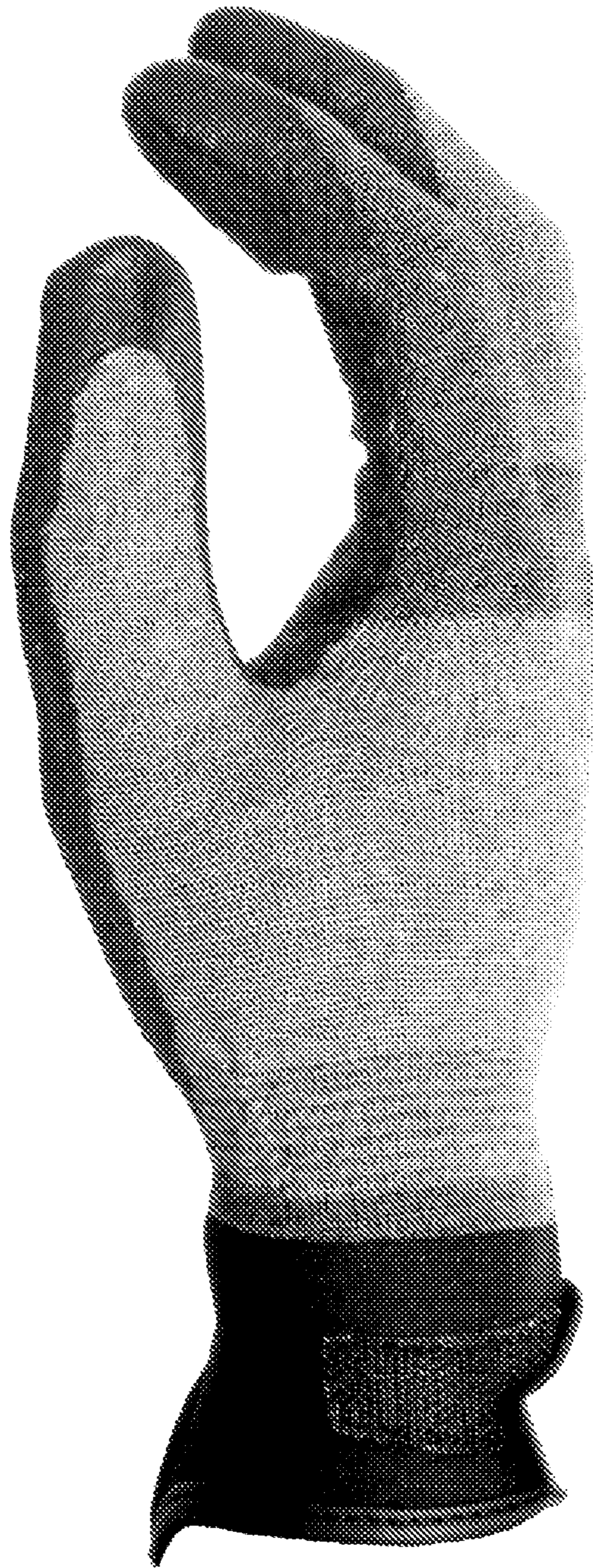


FIG. 4

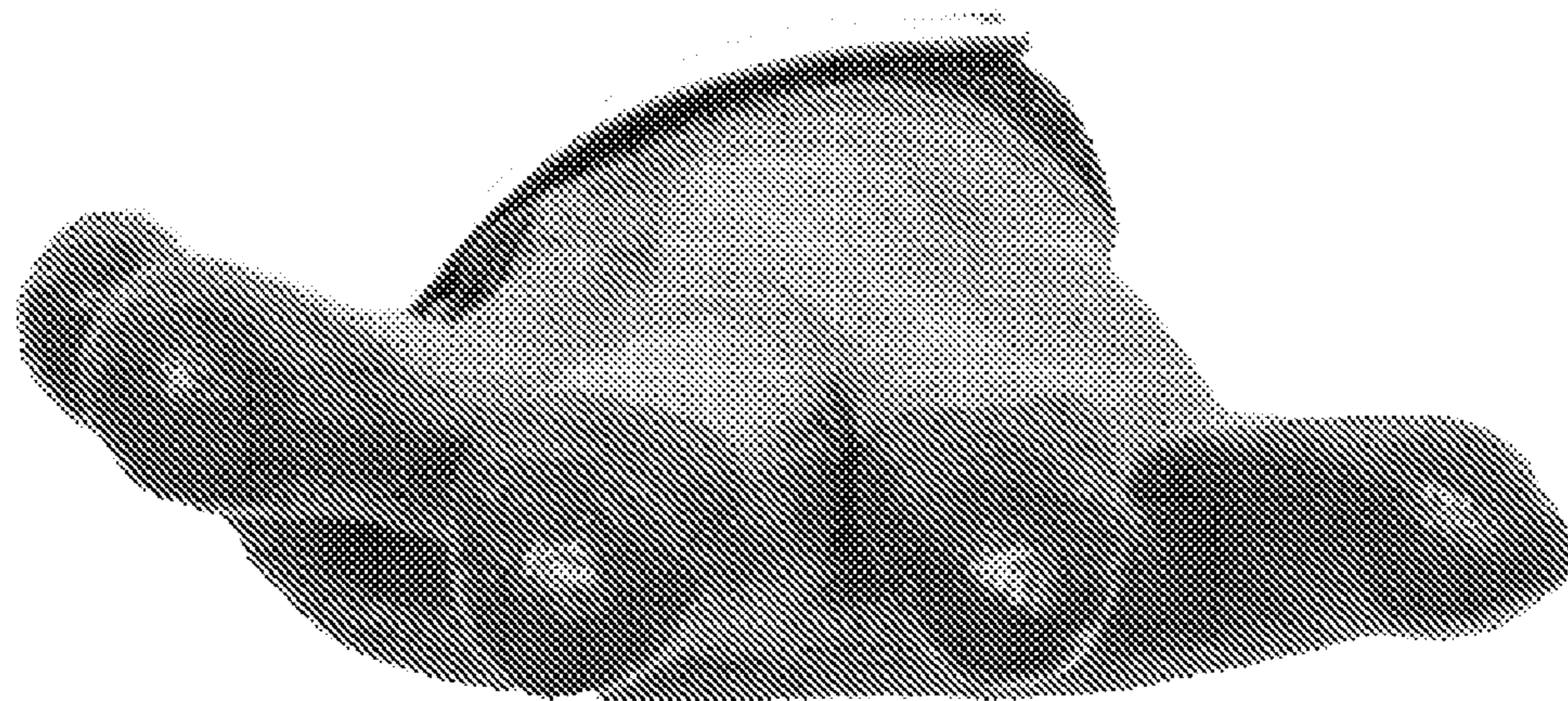


FIG. 5

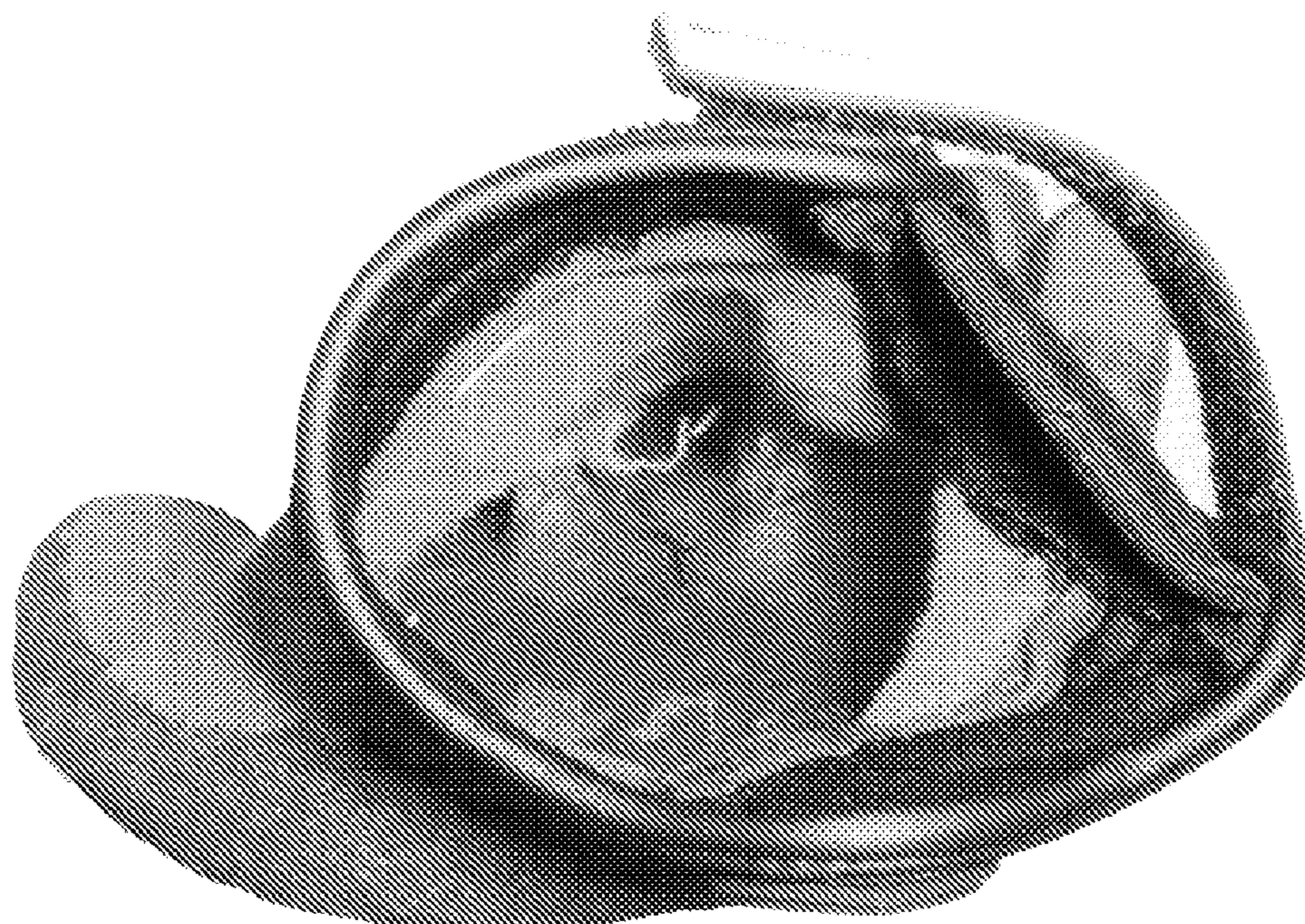


FIG. 6