

US00D640833S

(12) **United States Design Patent**
Kang

(10) **Patent No.:** **US D640,833 S**

(45) **Date of Patent:** **** Jun. 28, 2011**

(54) **DENTAL FLOSS HOLDER HAVING AN INTERDENTAL BRUSH**

(76) Inventor: **Sung Han Kang**, Jakarta Selatan (ID)

(**) Term: **14 Years**

(21) Appl. No.: **29/334,259**

(22) Filed: **Mar. 23, 2009**

(30) **Foreign Application Priority Data**

Dec. 1, 2008 (KR) 30-2008-0051713

(51) **LOC (9) Cl.** **28-03**

(52) **U.S. Cl.** **D28/68**; D4/108; D4/111; D4/131

(58) **Field of Classification Search** D28/31, D28/56, 65-68, 73; D24/152, 154; 433/141, 433/146-147; 132/321-329; D4/108, 111, D4/118, 131, 138; 15/159.1, 160, 206
See application file for complete search history.

(56) **References Cited**

U.S. PATENT DOCUMENTS

D182,534 S * 4/1958 Nowak D4/108
D191,821 S * 11/1961 Mitchell D4/108
D315,988 S * 4/1991 Tanaka D4/108
D420,805 S * 2/2000 Bahl D4/108

D521,737 S * 5/2006 Siemer D4/111
D599,557 S * 9/2009 Crossman D4/108
2004/0035440 A1 * 2/2004 Cheng 132/323
2004/0055619 A1 * 3/2004 Ko 132/328
2004/0094180 A1 * 5/2004 Hsu 132/321
2004/0121284 A1 * 6/2004 Hsu 433/141
2006/0000486 A1 * 1/2006 Davis 132/323
2006/0260080 A1 * 11/2006 Hsu 15/167.1
2008/0149134 A1 * 6/2008 Crossman 132/324

* cited by examiner

Primary Examiner — Zenia I Bennett

(74) *Attorney, Agent, or Firm* — Blakely, Sokoloff, Taylor & Zafman LLP.

(57) **CLAIM**

The ornamental design for a dental floss holder having an interdental brush, as shown and described.

DESCRIPTION

FIG. 1 is a perspective view of the dental floss holder having an interdental brush.

FIG. 2 of the drawings is a front view thereof.

FIG. 3 of the drawings is a rear view thereof.

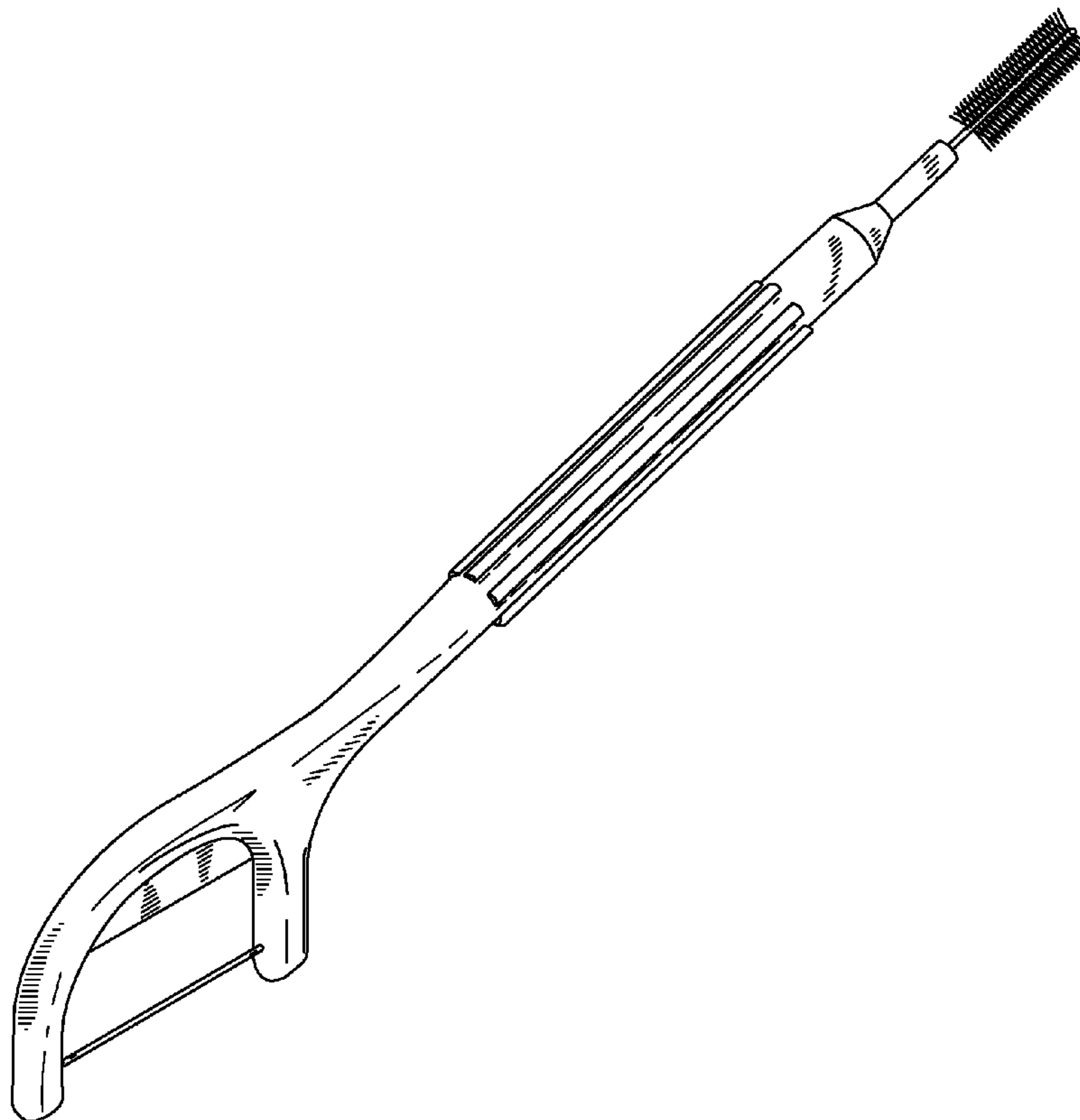
FIG. 4 of the drawings is a left side view thereof.

FIG. 5 of the drawings is a right side view thereof.

FIG. 6 of the drawings is a top plan view thereof; and,

FIG. 7 of the drawings is a bottom view thereof.

1 Claim, 3 Drawing Sheets



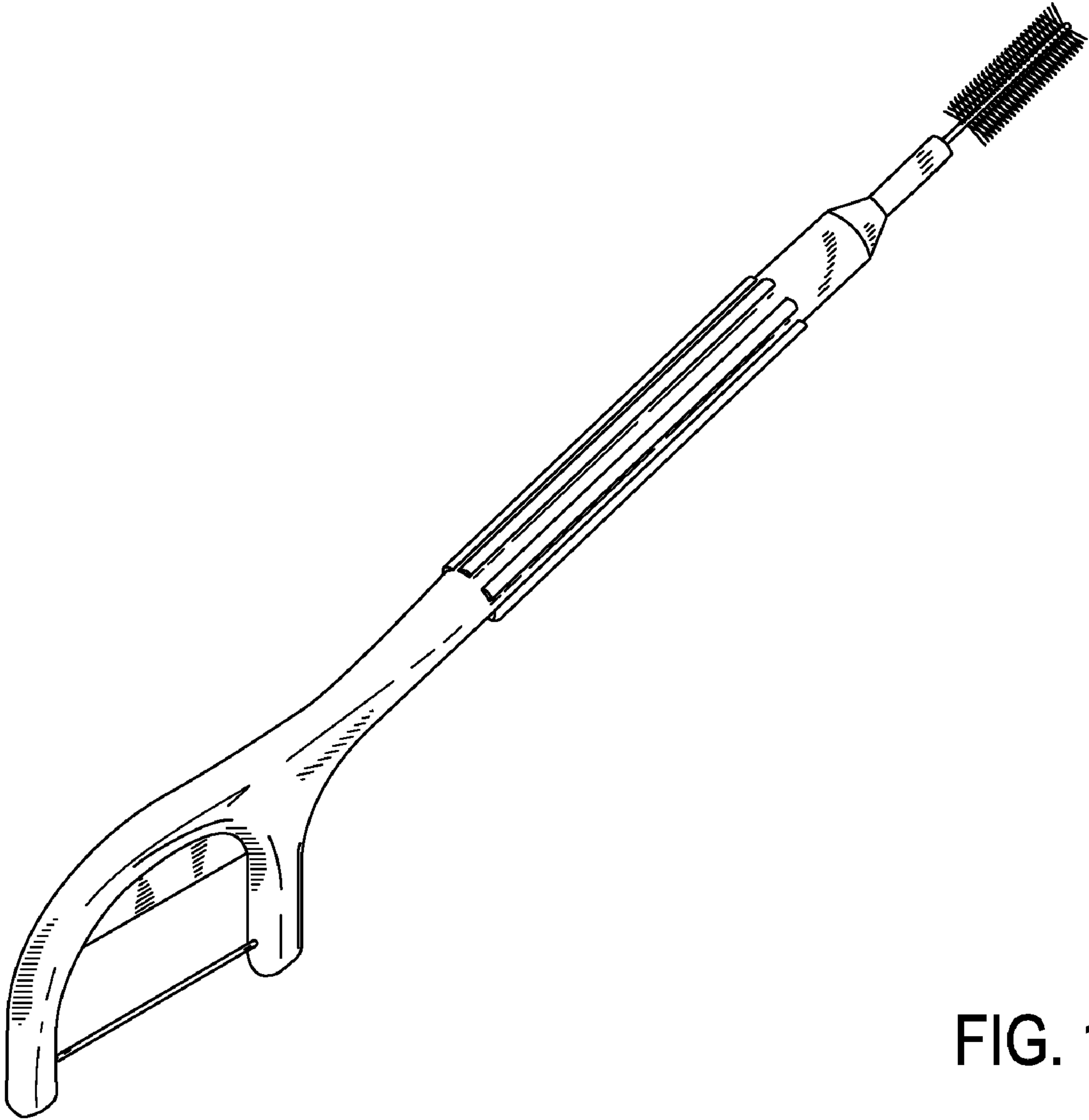


FIG. 1

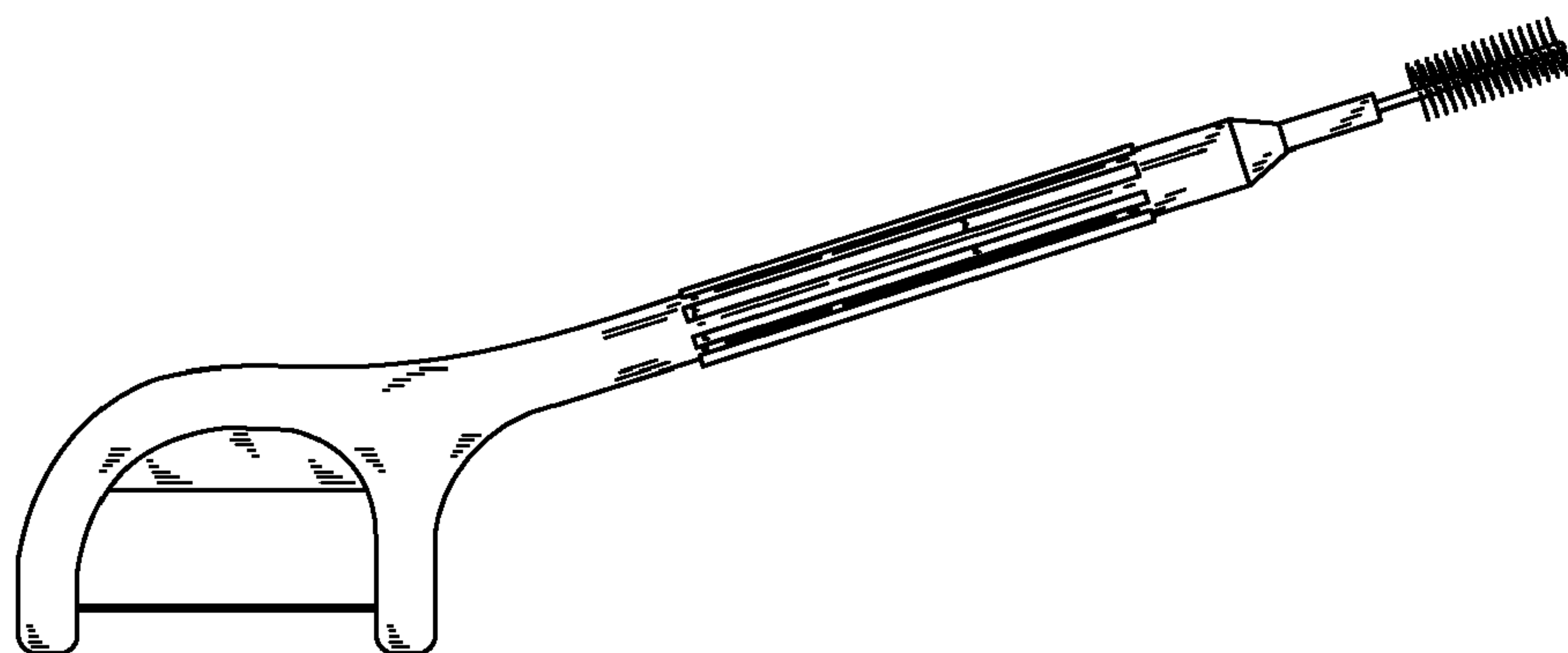


FIG. 2

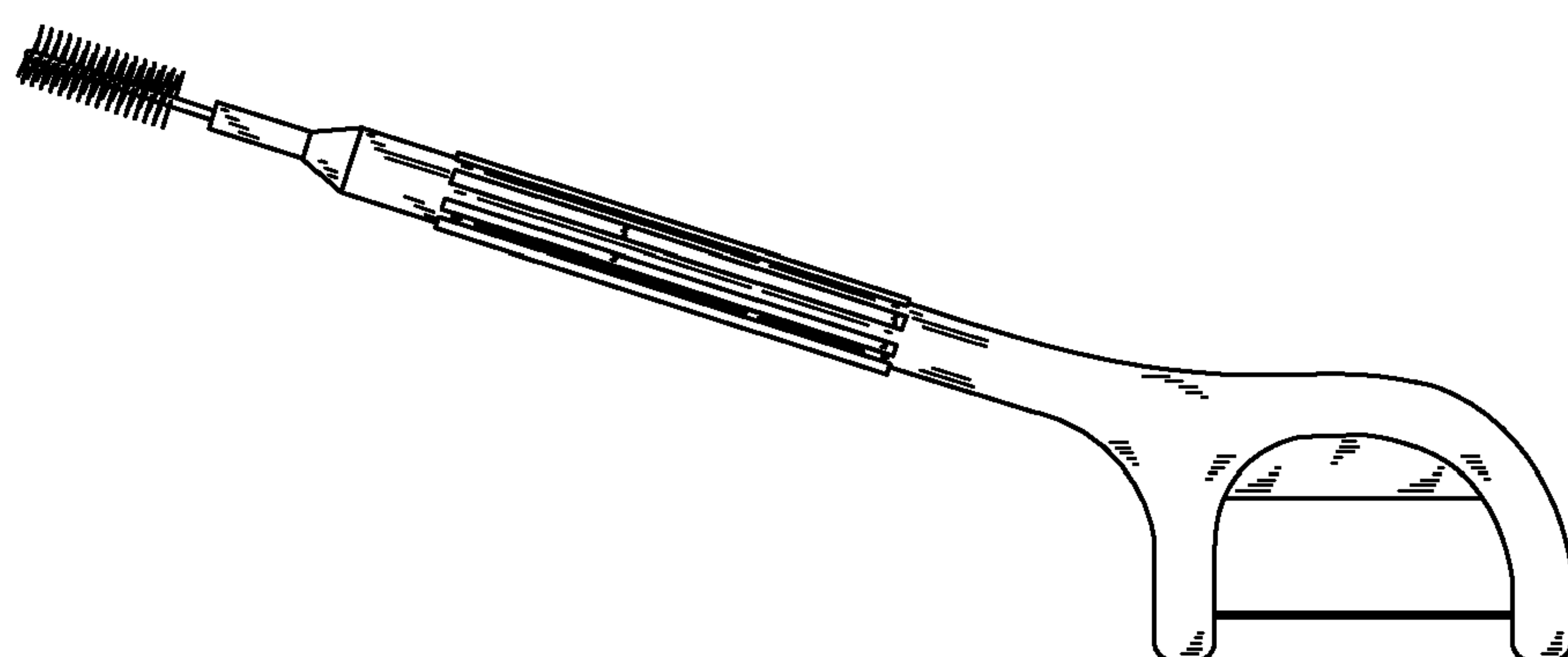


FIG. 3



FIG. 4



FIG. 5




FIG. 6



FIG. 7